



**GAS COMPONENTS**



**ELECTRIC COMPONENTS**



**WATER TECHNOLOGY**



**MECHANICAL COMPONENTS**



**TOOLS**

Spare parts suitable for

**ADLER**

Find the complete and up-to-date range of products in our GEV Webshop



# Manufacturer catalogue

The most important spare parts and accessories arranged clearly for every manufacturer

- ✓ Complete product range and all appliance data always up to date in the GEV Webshop
- ✓ Alphabetical Index at the end of the catalogue

## GEV Webshop

[www.gev-online.co.uk](http://www.gev-online.co.uk)

[www.gev-online.com](http://www.gev-online.com)



- 🔍 Add to Favourites
- 🔍 Sign In with email address and usual password
- 🔍 Easy-order – place several items in your basket at the same time
- 🔍 Quick Item search – no login needed



# heating elements

## immersion heating elements

### 2 hole flange 74mm

**1**

<b>GEV No.</b>	415188	<b>Ref. No.</b>	20069
<b>description</b>	heating element 2400W 230V mounting $\varnothing$ 42mm heating circuits 2 L 248mm W 33mm H 25mm hole distance 75mm hole $\varnothing$ 9.5mm connection M4 immersion heater 2 hole flange		
<b>For models:</b>	AT40, AT40DP, B100, B101, B101F, B101H, B102, B103, B103F, B201, B203, B301, B40, B41, CF101, CF103, CF11, CF235, CF35, CF35-1, CF35-1DP, CF35DP, CF40-1, CF40-1DL, CF40-1DLD, CF40-1DP, CF40-1E, CF40-1EDP, CF40DL, CF40DLD, CF40E, CF40EDP, COMPACT-EXTRACTIBLE, DL240, DL240-1, DL240-1DP, DL240DP, DS101, DS103, DS11, DS13, DS201, DS203, DS21, DS23, DS412, DS412PD, DSF101, DSF103, DSF11...(Other models you can see in the webshop)		
<b>accessories for</b>	415188		
	<b>GEV No.</b>	521124	<b>Ref. No.</b> 050 60009
	flat gasket rubber ED $\varnothing$ 52mm ID $\varnothing$ 42mm thickness 6mm Qty 1 pcs		
	<b>GEV No.</b>	550444	<b>Ref. No.</b> 10417
	protection cap $\varnothing$ 47mm H 40mm		

**1**

<b>GEV No.</b>	415189	<b>Ref. No.</b>	20072
<b>description</b>	heating element 2800W 230V mounting $\varnothing$ 42mm heating circuits 1 L 340mm W 15mm H 35mm tube $\varnothing$ 6.3mm hole distance 74mm hole $\varnothing$ 9mm connection male faston 6.3mm immersion heater 2 hole flange		
<b>For models:</b>	A350, A500, AT50, B303, B303F, CF50, CF50A, CF50A400, CF50ADP, CF50ADP400, CF50DP, CF50DPPD, DS600, DS600DP, DS600DP-DVGW, DS600DP-PD, DS600DPPD-DVGW, DS600-DVGW, PM50, PM50DP, PM50DPPB, PM50DPPD, PM50DPPDPB, PM50E, PM50PB, PM50PD, PM50PDPB, PMA50, PMA50DP, PMA50DPPB, PMA50DPPD, PMA50DPPDPB, PMA50PB, PMA50PD, PMA50PDPB		
<b>accessories for</b>	415189		
	<b>GEV No.</b>	521124	<b>Ref. No.</b> 050 60009
	flat gasket rubber ED $\varnothing$ 52mm ID $\varnothing$ 42mm thickness 6mm Qty 1 pcs		
	<b>GEV No.</b>	550444	<b>Ref. No.</b> 10417
	protection cap $\varnothing$ 47mm H 40mm		

**1**

<b>GEV No.</b>	415190	<b>Ref. No.</b>	20080
<b>description</b>	heating element 6000W 230V mounting $\varnothing$ 42mm heating circuits 3 L 340mm W 34mm H 30mm hole distance 75mm hole $\varnothing$ 9mm connection M4 immersion heater 2 hole flange flange length 93mm flange width 57mm		
<b>For models:</b>	A500, A720, AT50, B301, B303, CF50, CF50A, CF50A400, CF50ADP, CF50ADP400, CF50DP, CF50DPPD, CF70PD, DS600, DS600DP, DS600DP-DVGW, DS600DP-PD, DS600DPPD-DVGW, DS600-DVGW, PM50, PM50DP, PM50DPPB, PM50DPPD, PM50DPPDPB, PM50E, PM50PB, PM50PD, PM50PDPB, PMA50, PMA50DP, PMA50DPPB, PMA50DPPD, PMA50DPPDPB, PMA50PB, PMA50PD, PMA50PDPB		
<b>accessories for</b>	415190		
	<b>GEV No.</b>	521103	<b>Ref. No.</b> —
	nut thread M4 H 3mm WS 7 brass Qty 20 pcs		
	<b>GEV No.</b>	521104	<b>Ref. No.</b> —
	washer ID $\varnothing$ 4.3mm ED $\varnothing$ 8mm thickness 0.5mm brass Qty 20 pcs for thread M4		
	<b>GEV No.</b>	521124	<b>Ref. No.</b> 050 60009
	flat gasket rubber ED $\varnothing$ 52mm ID $\varnothing$ 42mm thickness 6mm Qty 1 pcs		
	<b>GEV No.</b>	550444	<b>Ref. No.</b> 10417
	protection cap $\varnothing$ 47mm H 40mm		
	<b>GEV No.</b>	560111	<b>Ref. No.</b> —
	plain washer ID $\varnothing$ 4.3mm ED $\varnothing$ 9mm thickness 0.8mm SS Qty 20 pcs DIN 125A for thread M4		
	<b>GEV No.</b>	560131	<b>Ref. No.</b> —
	hexagonal nut thread M4 H 3.2mm WS 7 SS DIN/ISO DIN 934 / ISO 4032/8673 Qty 20 pcs		

**1**

<b>GEV No.</b>	416024	<b>Ref. No.</b>	20083
<b>description</b>	heating element 6000W immersion heater		
<b>For models:</b>	A1080, A900, DS1200		
<b>accessories for</b>	416024		
	<b>GEV No.</b>	550444	<b>Ref. No.</b> 10417
	protection cap $\varnothing$ 47mm H 40mm		



<b>GEV No.</b>	416023	<b>Ref. No.</b>	20084
<b>description</b>	heating element 9000W 230V mounting $\varnothing$ 42mm heating circuits 3 L 395mm W 37mm H 30mm tube $\varnothing$ 6.3mm hole distance 74mm hole $\varnothing$ 9.5mm connection M4 immersion heater 2 hole flange		
<b>For models:</b>	CF1000, CF1201A, CF1201A-BLACK, DS1200A, DS2000, F1201A, F22T-JET-TECH		
<b>accessories for</b>	416023		
	<b>GEV No.</b>	<b>Ref. No.</b>	60242
	tooth lock washer ID $\varnothing$ 8.4mm ED $\varnothing$ 15mm SS Qty 1 pcs		
	<b>GEV No.</b>	<b>Ref. No.</b>	050 60009
	flat gasket rubber ED $\varnothing$ 52mm ID $\varnothing$ 42mm thickness 6mm Qty 1 pcs		
	<b>GEV No.</b>	<b>Ref. No.</b>	10417
	protection cap $\varnothing$ 47mm H 40mm		
	<b>GEV No.</b>	<b>Ref. No.</b>	60210
	nut thread M8 H 6.4mm WS 13 brass DIN/ISO DIN 934 / ISO 4032/8673 Qty 1 pcs		


<b>GEV No.</b>	415185	<b>Ref. No.</b>	20070
<b>description</b>	heating element 2000W 230V heating circuits 1 thread 1" L 270mm W 26mm H 25mm tube $\varnothing$ 6.3mm connection male faston 6.3mm immersion heater flange with thread		
<b>For models:</b>	B100, B101, B101F, B101H, B102, B103, B103F, B201, B203, B301, B303, B303F, B40, B41, CF101, CF103, CF11, CF35, CF35-1, CF35-1DP, CF35DP, CF40-1DL, CF40-1DLDP, CF40DL, CF40DLDP, DL240, DL240-1, DL240-1DP, DL240DP, DS101, DS103, DS11, DS13, DS201, DS203, DS21, DS23, DSF101, DSF103, DSF11, DSF13		
<b>accessories for</b>	415185		
	<b>GEV No.</b>	<b>Ref. No.</b>	60005
	flat gasket fibre ED $\varnothing$ 44mm ID $\varnothing$ 34mm thickness 2mm Qty 1 pcs		
	<b>GEV No.</b>	<b>Ref. No.</b>	—
	gasket copper ED $\varnothing$ 37.7mm ID $\varnothing$ 32.5mm thickness 2.7mm for thread 1"		
	<b>GEV No.</b>	<b>Ref. No.</b>	10426
	nut thread 1" H 6mm brass WS 47 Qty 1 pcs		


<b>GEV No.</b>	415187	<b>Ref. No.</b>	20088
<b>description</b>	heating element 2800W 230V heating circuits 1 thread 1 1/2" L 255mm W 38mm H 28mm H2 33mm tube $\varnothing$ 6.5mm connection male faston 6.3mm immersion heater flange with thread		
<b>For models:</b>	A500, AT50, CF50, CF50A, CF50A400, CF50ADP, CF50ADP400, CF50DP, CF50DPPD, DS600, DS600DP, DS600DP-DVGW, DS600DP-PD, DS600DPPD-DVGW, DS600-DVGW		
<b>accessories for</b>	415187		
	<b>GEV No.</b>	<b>Ref. No.</b>	—
	gasket copper ED $\varnothing$ 55mm ID $\varnothing$ 48mm thickness 2.2mm Centellen for thread 1 1/2"		
	<b>GEV No.</b>	<b>Ref. No.</b>	—
	reducer thread 2" ET - 1 1/2" IT brass		
	<b>GEV No.</b>	<b>Ref. No.</b>	10433
	hexagonal nut thread 1 1/2" brass WS 60 H 8mm		
	<b>GEV No.</b>	<b>Ref. No.</b>	—
	blind flange $\varnothing$ 58mm thread 1 1/2"		

<b>GEV No.</b>	415186	<b>Ref. No.</b>	20075
<b>description</b>	heating element 4000W 230V heating circuits 3 thread 1 1/2" L 315mm W 39mm H 40mm H1 18mm H2 22mm tube $\varnothing$ 6.3mm connection M4 immersion heater flange with thread		
<b>For models:</b>	A1080, A720, A900, CF1000, CF1201A, CF70PD, DS1200, DS1200A, DS2000, F1201A		
<b>spare parts for</b>	415186		
	<b>GEV No.</b>	<b>Ref. No.</b>	60010
	flat gasket fibre ED $\varnothing$ 60mm ID $\varnothing$ 48mm thickness 3mm for thread 1 1/2" Qty 1 pcs		
<b>accessories for</b>	415186		
	<b>GEV No.</b>	<b>Ref. No.</b>	—
	gasket copper ED $\varnothing$ 55mm ID $\varnothing$ 48mm thickness 2.2mm Centellen for thread 1 1/2"		
	<b>GEV No.</b>	<b>Ref. No.</b>	—
	reducer thread 2" ET - 1 1/2" IT brass		
	<b>GEV No.</b>	<b>Ref. No.</b>	10433
	hexagonal nut thread 1 1/2" brass WS 60 H 8mm		
	<b>GEV No.</b>	<b>Ref. No.</b>	—
	nut thread M4 H 3mm WS 7 brass Qty 20 pcs		
	<b>GEV No.</b>	<b>Ref. No.</b>	—
	washer ID $\varnothing$ 4.3mm ED $\varnothing$ 8mm thickness 0.5mm brass Qty 20 pcs for thread M4		
	<b>GEV No.</b>	<b>Ref. No.</b>	—
	blind flange $\varnothing$ 58mm thread 1 1/2"		
	<b>GEV No.</b>	<b>Ref. No.</b>	—
	plain washer ID $\varnothing$ 4.3mm ED $\varnothing$ 9mm thickness 0.8mm SS Qty 20 pcs DIN 125A for thread M4		

Table continues overleaf




<b>accessories for</b>	415186		
	GEV No.	560131	Ref. No. —
	hexagonal nut thread M4 H 3.2mm WS 7 SS DIN/ISO DIN 934 / ISO 4032/8673 Qty 20 pcs		




<b>GEV No.</b>	415909	<b>Ref. No.</b>	20556
<b>description</b>	heating element 2000W 230V heating circuits 1 L 243mm W 34mm H 24mm L1 35mm L2 204mm thread M10x1 mounting distance 28mm tube ø 6.3mm 2 hole fixing connection male faston 6.3mm immersion heater		
<b>For models:</b>	AT40, AT40DP, CF235, CF40-1, CF40-1DP, CF40-1E, CF40-1EDP, CF40E, CF40EDP, COMPACT-EXTRACTIBLE		

<b>accessories for</b>	415909		
------------------------	--------	--	--

	GEV No.	510416	Ref. No. —
	flat gasket fibre ED ø 19mm ID ø 10.5mm thickness 1.5mm for thread M10 Qty 1 pcs		

	GEV No.	510893	Ref. No. 60050
	O-ring EPDM thickness 2.62mm ID ø 9.92mm Qty 1 pcs		


	GEV No.	520231	Ref. No. —
	nut thread M10x1 H 6mm WS 14 zinc-coated steel Qty 1 pcs		


	GEV No.	521129	Ref. No. —
	nut thread M10 H 6mm SS WS 17 Qty 1 pcs DIN/ISO DIN 439		





<b>GEV No.</b>	416022	<b>Ref. No.</b>	20504
<b>description</b>	heating element 2000W 230V heating circuits 1 L 305mm W 36mm H 37mm H1 6.5mm H2 34mm thread M10x1 mounting distance 30mm tube ø 6.5mm connection male faston 6.3mm 2 hole fixing immersion heater		
<b>For models:</b>	DS400, DS400DP, DS400DP-PD, DS412, DS412PD		

<b>accessories for</b>	416022		
------------------------	--------	--	--

	GEV No.	510416	Ref. No. —
	flat gasket fibre ED ø 19mm ID ø 10.5mm thickness 1.5mm for thread M10 Qty 1 pcs		

	GEV No.	510893	Ref. No. 60050
	O-ring EPDM thickness 2.62mm ID ø 9.92mm Qty 1 pcs		

	GEV No.	520231	Ref. No. —
	nut thread M10x1 H 6mm WS 14 zinc-coated steel Qty 1 pcs		

	GEV No.	521129	Ref. No. —
	nut thread M10 H 6mm SS WS 17 Qty 1 pcs DIN/ISO DIN 439		

## thermostats

### control and safety thermostats

#### EGO

#### control thermostats

#### 55.10/19\_ series




<b>GEV No.</b>	390415	<b>Ref. No.</b>	20110 20111
<b>description</b>	thermostat t.max. 60°C temperature range fixed 60°C 1-pole 1CO 16A probe ø 6mm probe L 129mm capillary pipe 1470mm capillary pipe isolated 1430mm gland nut shaft Lmm shaft position		
<b>For models:</b>	A1080, A350, A500, A720, A900, B100, B101, B101F, B101H, B102, B103, B103F, B201, B203, B301, B303, B303F, B40, B41, CF1000, CF101, CF103, CF11, CF1201A, CF1201A-BLACK, CF235, CF35, CF35-1, CF35-1DP, CF35DP, CF40-1DL, CF40-1DLDL, CF40DL, CF40DLDP, CF50, CF50A, CF50A400, CF50ADP, CF50ADP400, CF50DP, CF50D-PPD, CF70PD, COMPACT-EXTRACTIBLE, DL240, DL240-1, DL240-1DP, DL240DP, DS101, DS103, DS11...(Other models you can see in the webshop)		



<b>GEV No.</b>	390416	<b>Ref. No.</b>	20119
<b>description</b>	thermostat t.max. 85°C temperature range fixed 85°C 1-pole 1CO 16A probe ø 6mm probe L 129mm capillary pipe 1470mm capillary pipe isolated 1430mm gland nut shaft Lmm shaft position		
<b>For models:</b>	B100, B101, B101F, B101H, B102, B103, B103F, B201, B203, B301, B303, B40, B41, CF1000, CF101, CF11, CF35, CF35-1, CF35-1DP, CF35DP, CF40-1DL, CF40-1DLDL, CF40DL, CF40DLDP, CF50, CF50DP, CF50D-PPD, CF70PD, DS101, DS103, DS11, DS1200A, DS13, DS201, DS203, DS21, DS23, DS412, DS412PD, DSF101, DSF103, DSF11, DSF13, F1201A		


55.17\_ series



<b>GEV No.</b>	390687	<b>Ref. No.</b>	20587 20596
<b>description</b>	thermostat t.max. 85°C temperature range fixed 85°C 1-pole 1CO 16A probe ø 6mm probe L 115mm capillary pipe 1500mm capillary pipe isolated 1420mm gland nut shaft Lmm shaft position° shaft position		
<b>For models:</b>	CF1201A, CF1201A-BLACK, CF235, CF35, CF35-1, CF35-1DP, CF35DP, CF40-1DL, CF40-1DLDP, CF40DL, CF40DLDP, CF50, CF50A, CF50A400, CF50ADP, CF50ADP400, CF50DP, CF50DPPD, COMPACT-EXTRACTIBLE, DL240, DL240-1, DL240-1DP, DL240DP, DS1200A, DS2000, F22T-JET-TECH, PM50, PM50DP, PM50DPPB, PM50DPPD, PM50DPPDPB, PM50PB, PM50PD, PM50PDPB, PMA50, PMA50DP, PMA50DPPB, PMA50DPPD, PMA50DPPDPB, PMA50PB, PMA50PD, PMA50PDPB		

safety thermostats

55.32\_ series



<b>GEV No.</b>	390424	<b>Ref. No.</b>	20503
<b>description</b>	safety thermostat switch-off temp. 110°C 3-pole 20A probe ø 6mm probe L 74mm capillary pipe 2000mm capillary pipe isolated 2000mm gland nut probe		
<b>For models:</b>	DS600, DS600DP, DS600DP-DVGW, DS600DP-PD, DS600DPPD-DVGW, DS600-DVGW		

CAMPINI

control thermostats



<b>GEV No.</b>	375838	<b>Ref. No.</b>	20198 20617 20673 20732
<b>description</b>	safety thermostat t.max. 124°C temperature range°C 1-pole 1CO 16A probe ø 6mm probe L 70mm capillary pipe 1970mm capillary pipe isolated 1970mm gland nut shaft ømm shaft Lmm shaft position rotation° probe material SS		
<b>For models:</b>	AT40, AT40DP, AT50, CF1000, CF1201A, CF1201A-BLACK, CF235, CF35, CF35-1, CF35-1DP, CF35DP, CF40-1, CF40-1DL, CF40-1DLDP, CF40-1DP, CF40-1E, CF40-1EDP, CF40DL, CF40DLDP, CF40E, CF40EDP, CF50, CF50A, CF50A400, CF50ADP, CF50ADP400, CF50DP, CF50DPPD, COMPACT-EXTRACTIBLE, DL240, DL240-1, DL240-1DP, DL240DP, DS101, DS103, DS11, DS1200A, DS13, DS201, DS203, DS21, DS23, DS412, DS412PD, DS600, DS600DP, DS600DP-DVGW, DS600DP-PD, DS600DPPD-DVGW, DS600-DVGW...(Other models you can see in the webshop)		

various

control thermostats



<b>GEV No.</b>	390419	<b>Ref. No.</b>	20120
<b>description</b>	thermostat		
<b>For models:</b>	A1080, A900, B303F, CF103, DS1200, DS400, DS400DP, DS400DP-PD, DS600, DS600DP, DS600DP-DVGW, DS600DP-PD, DS600DPPD-DVGW, DS600-DVGW		





<b>GEV No.</b>	390422	<b>Ref. No.</b>	20114
<b>description</b>	thermostat		
<b>For models:</b>	A350, A500, A720		



accessories

plunger sockets



 <p>1</p>			
<b>GEV No.</b>	550443	<b>Ref. No.</b>	10342
<b>description</b>	thermowell thread 1/4" ID ø 6.5mm L 120mm SS single ø 9mm		
<b>For models:</b>	B303, B303F		

 <p>1</p>			
<b>GEV No.</b>	524443	<b>Ref. No.</b>	10340
<b>description</b>	thermowell thread 3/8" ET		
<b>For models:</b>	B303		



switches and momentary switches



rocker/momentary rocker switches

30x22mm

 <p>1</p>			
<b>GEV No.</b>	301003	<b>Ref. No.</b>	20528
<b>description</b>	rocker switch mounting measurements 30x22mm green 2NO 250V 16A illuminated 0-I connection male faston 6.3mm ambient temperature max. 125/55°C protection IP65		
<b>For models:</b>	CF235, COMPACT-EXTRACTIBLE		
<b>accessories for</b>	301003		
	<b>GEV No.</b>	301036	<b>Ref. No.</b>
			—
	 protective cover internal size 30x22mm for rocker switch mounting measurementsmm		


labelled


 <p>1</p>			
<b>GEV No.</b>	345981	<b>Ref. No.</b>	20043
<b>description</b>	rocker switch mounting measurements 30x22mm green 2NO 250V 16A illuminated 0-I connection male faston 6.3mm ambient temperature max. 125/55°C protection IP65 with cover cap		
<b>accessories for</b>	345981		
	<b>GEV No.</b>	301036	<b>Ref. No.</b>
			—
	 protective cover internal size 30x22mm for rocker switch mounting measurementsmm		


 <p>1</p>			
<b>GEV No.</b>	301164	<b>Ref. No.</b>	20258
<b>description</b>	rocker switch mounting measurements 30x22mm green 2NO 250V 16A illuminated connection male faston 6.3mm ambient temperature max. 85°C protection IP65 with cover cap		
<b>For models:</b>	B101, B101H		
<b>accessories for</b>	301164		
	<b>GEV No.</b>	301036	<b>Ref. No.</b>
			—
	 protective cover internal size 30x22mm for rocker switch mounting measurementsmm		


push/momentary push switches

2 hole fixing

 <p>1</p>			
<b>GEV No.</b>	347406	<b>Ref. No.</b>	20044
<b>description</b>	push switch single green 2NO 250V 16A connection male faston 6.3mm ambient temperature max. 85°C protection IP40		
<b>For models:</b>	CF35, CF35-1, CF35-1DP, CF35DP, CF40-1DL, CF40-1DLDP, CF40DL, CF40DLDP, DL240, DL240-1, DL240-1DP, DL240DP, DS2000, F22T-JET-TECH		


 <p>1</p>			
<b>GEV No.</b>	345416	<b>Ref. No.</b>	20500
<b>description</b>	push switch white/green 1CO/2NO 250V 16A connection male faston 6.3mm ambient temperature max. 85°C protection IP40		
<b>For models:</b>	CF35-1DP, CF35DP, CF40-1DL, CF40-1DLDP, CF40DL, CF40DLDP, DL240-1DP, DL240DP		

 <p>1</p>			
<b>GEV No.</b>	345028	<b>Ref. No.</b>	20065
<b>description</b>	switch combination double black/green 1CO/2NO 250V 16A connection male faston 6.3mm ambient temperature max. 85°C protection IP40		
<b>For models:</b>	A350, A720, B102, B103, B103F, B203, B303, B303F, B41, CF103, CF35, CF35-1, CF40-1DL, CF40-1DLDP, CF40DL, CF40DLDP, CF50, DL240, DL240-1, DS101, DS103, DS11, DS13, DS201, DS203, DS21, DS23, DSF101, DSF103, DSF11, DSF13		




1

<b>GEV No.</b>	345415	<b>Ref. No.</b>	20063
<b>description</b>	push switch triple grey/grey/green 1NC1CO/1CO/2NO 250V 16A latching/momentary/latching connection male faston 6.3mm ambient temperature max. 125/55°C protection IP40		
<b>For models:</b>	A1080, A720, A900, CF1000, CF1201A, DS1200, DS1200A, F1201A		




1

<b>GEV No.</b>	345029	<b>Ref. No.</b>	20064
<b>description</b>	switch combination triple grey/black/green 1CO/1CO/2NO 250V 10A connection male faston 6.3mm ambient temperature max. 85°C protection IP40		
<b>For models:</b>	B100, B101, B101F, B101H, B201, B301, B40, CF101, CF11, CF70PD, DS101, DS103, DS11, DS13, DS201, DS203, DS21, DS23, DS412, DS412PD, DSF101, DSF103, DSF11, DSF13		




1

<b>GEV No.</b>	345417	<b>Ref. No.</b>	20149
<b>description</b>	switch combination triple white/black/green 240V 16A connection male faston 6.3mm ambient temperature max. 125°C protection IP40		
<b>For models:</b>	CF35, CF35-1, CF35-1DP, CF35DP, CF40-1DL, CF40-1DLDP, CF40DL, CF40DLDP, CF50DP, CF50DPPD, DL240, DL240-1, DL240-1DP, DL240DP		




1

<b>GEV No.</b>	345413	<b>Ref. No.</b>	20062-old
<b>description</b>	push switch 3grey/green 250V 16A connection male faston 6.3mm ambient temperature max. 85°C protection IP40		



1

<b>GEV No.</b>	347673	<b>Ref. No.</b>	20062
<b>description</b>	switch combination 2x grey/black/green		
<b>For models:</b>	A350, DS600, DS600DP, DS600DP-DVGW, DS600DP-PD, DS600D-PPD-DVGW, DS600-DVGW		




1


<b>GEV No.</b>	347840	<b>Ref. No.</b>	20501
<b>description</b>	switch combination 4-fold white/grey/grey/green 250V 16A connection male faston 6.3mm ambient temperature max. 85°C protection IP44		

accessories

push buttons




1

<b>GEV No.</b>	347437	<b>Ref. No.</b>	20667	
<b>description</b>	push button mounting ø 21mm shaft 3.7x3.7mm green			
<b>For models:</b>	CF1201A, CF35, CF35-1, CF35-1DP, CF35DP, CF40-1DL, CF40-1DLDP, CF40DL, CF40DLDP, CF50, CF50A, CF50A400, CF50ADP, CF50ADP400, CF50DP, CF50DPPD, DS1200A, PM50, PM50DP, PM50DPPB, PM50D-PPD, PM50DPPDPB, PM50PB, PM50PD, PM50PDPB, PMA50, PMA50DP, PMA50DPPB, PMA50DPPD, PMA50DPPDPB, PMA50PB, PMA50PD, PMA50PDPB			
<b>accessories for</b>	347437			
	<b>GEV No.</b>	347438	<b>Ref. No.</b>	20664
	element holder dimensions 25x25mm ID ø 21.4mm black			

microswitches

lever actuated



1


<b>GEV No.</b>	346927	<b>Ref. No.</b>	20035
<b>description</b>	microswitch with lever 250V 10A 2CO connection male faston 6.3mm Lmm ambient temperature max. 125°C mounting distance 22mm double type VRSR01DA1 actuating force: 220g		
<b>For models:</b>	A500, A720, B40, B41, CF235, CF35, CF35-1, CF35-1DP, CF35DP, CF40-1DL, CF40-1DLDP, CF40DL, CF40DLDP, CF50, CF50A, CF50A400, CF50ADP, CF50ADP400, CF50DP, CF50DPPD, CF70PD, COM-PACT-EXTRACTIBLE, DL240, DL240-1, DL240-1DP, DL240DP, DS101, DS103, DS11, DS13, DS201, DS203, DS21, DS23, DS400, DS400DP, DS400DP-PD, DS412, DS412PD, DS600, DS600DP, DS600DP-DVGW, DS600DP-PD, DS600DPPD-DVGW, DS600-DVGW, DSF101, DSF103, DSF11, DSF13, PM50...(Other models you can see in the webshop)		







pin-plunger actuated


miscellaneous


 <p>1</p>			
<b>GEV No.</b>	345425	<b>Ref. No.</b>	20034
<b>description</b>	microswitch with plunger mounting distance 22mm thread M10 thread L 15mm 250V 16A 1CO connection male faston 6.3mm stroke 3mm ambient temperature max. 125°C actuating force: 500g		
<b>For models:</b>	A1080, A900, B100, B101, B101F, B101H, B102, B103, B103F, B201, B203, B301, B303, B303F, CF1000, CF101, CF103, CF11, CF1201A, DS1200, DS1200A, F1201A, HOME12		

accessories


 <p>1</p>			
<b>GEV No.</b>	524343	<b>Ref. No.</b>	11380
<b>description</b>	actuator for microswitch		
<b>For models:</b>	B101, B101F, B101H, B103, B103F, B201, B203, B301, B303, B303F, CF101, CF103, CF11		

 <p>1</p>			
<b>GEV No.</b>	524399	<b>Ref. No.</b>	11319
<b>description</b>	nut		
<b>For models:</b>	B100, B101, B101H, B102, B103, B201, B203, B301, B303, HOME12		


 <p>1</p>			
<b>GEV No.</b>	524397	<b>Ref. No.</b>	11317
<b>description</b>	nut for door contact switch		
<b>For models:</b>	B100, B101, B101H, B102, B103, B201, B203, B301, B303		


 <p>1</p>			
<b>GEV No.</b>	524398	<b>Ref. No.</b>	11318
<b>description</b>	nut for door contact switch		
<b>For models:</b>	B100, B101, B101H, B102, B103, B201, B203, B301, B303, HOME12		

system switches (ROLD)

 <p>1</p>			
<b>GEV No.</b>	553001	<b>Ref. No.</b>	20666
<b>description</b>	button ø 23mm shaft 3.6mm blue suitable for ADLER ED ø 21mm ID ø 19.2mm H 10mm		
<b>For models:</b>	CF35, CF35-1, CF35-1DP, CF35DP, CF40-1DL, CF40-1DLDP, CF40DL, CF40DLDP, CF50, CF50A, CF50A400, CF50ADP, CF50ADP400, CF50DP, CF50DPPD, PM50, PM50DP, PM50DPPB, PM50DPPD, PM50DPPDPB, PM50PB, PM50PD, PM50PDPB, PMA50, PMA50DP, PMA50DPPB, PMA50DPPD, PMA50DPPDPB, PMA50PB, PMA50PD, PMA50PDPB		

 <p>1</p>			
<b>GEV No.</b>	347438	<b>Ref. No.</b>	20664
<b>description</b>	element holder dimensions 25x25mm ID ø 21.4mm black		
<b>For models:</b>	CF1201A, CF1201A-BLACK, CF35, CF35-1, CF35-1DP, CF35DP, CF40-1DL, CF40-1DLDP, CF40DL, CF40DLDP, CF50, CF50A, CF50A400, CF50ADP, CF50ADP400, CF50DP, CF50DPPD, DS1200A, PM50, PM50DP, PM50DPPB, PM50DPPD, PM50DPPDPB, PM50PB, PM50PD, PM50PDPB, PMA50, PMA50DP, PMA50DPPB, PMA50DPPD, PMA50DPPDPB, PMA50PB, PMA50PD, PMA50PDPB		
<b>accessories for</b>	347438		
		<b>GEV No.</b>	347437
		<b>Ref. No.</b>	20667
	push button mounting ø 21mm shaft 3.7x3.7mm green		

 <p>1</p>			
<b>GEV No.</b>	347842	<b>Ref. No.</b>	20668
<b>description</b>	push button ø 21mm grey edition		
<b>For models:</b>	CF1201A, CF1201A-BLACK, CF50A, CF50A400, CF50ADP, CF50ADP400, DS1200A		

 <p>1</p>			
<b>GEV No.</b>	553000	<b>Ref. No.</b>	20665
<b>description</b>	push button ø 23mm shaft 3.6mm white suitable for ADLER ED ø 21mm ID ø 19.2mm H 10mm		
<b>For models:</b>	CF1201A-BLACK, CF35, CF35-1, CF35-1DP, CF35DP, CF40-1DL, CF40-1DLDP, CF40DL, CF40DLDP, CF50A, CF50A400, CF50ADP, CF50ADP400, CF50DP, CF50DPPD, PM50DP, PM50DPPB, PM50DPPD, PM50DPPDPB, PMA50DP, PMA50DPPB, PMA50DPPD, PMA50DPPDPB		



1

<b>GEV No.</b>	345719	<b>Ref. No.</b>	20662
<b>description</b>	switch 1CO 250V 16A connection male faston 6.3mm		
<b>For models:</b>	CF35, CF35-1, CF35-1DP, CF35DP, CF40-1DL, CF40-1DLDP, CF40DL, CF40DLDP, CF50, CF50A, CF50A400, CF50ADP, CF50ADP400, CF50DP, CF50DPPD, PM50, PM50DP, PM50DPPB, PM50DPPD, PM50DPPDPB, PM50PB, PM50PD, PM50PDPB, PMA50, PMA50DP, PMA50DPPB, PMA50DPPD, PMA50DPPDPB, PMA50PB, PMA50PD, PMA50PDPB		



1

<b>GEV No.</b>	347841	<b>Ref. No.</b>	20663
<b>description</b>	switch 1CO/1NO 250V 16A connection male faston 6.3mm		
<b>For models:</b>	CF1201A, CF1201A-BLACK		



1

<b>GEV No.</b>	345720	<b>Ref. No.</b>	20660
<b>description</b>	switch 2NO 250V 16A connection male faston 6.3mm		
<b>For models:</b>	CF1201A, CF1201A-BLACK, CF35, CF35-1, CF35-1DP, CF35DP, CF40-1DL, CF40-1DLDP, CF40DL, CF40DLDP, CF50, CF50A, CF50A400, CF50ADP, CF50ADP400, CF50DP, CF50DPPD, DS1200A, PM50, PM50DP, PM50DPPB, PM50DPPD, PM50DPPDPB, PM50PB, PM50PD, PM50PDPB, PMA50, PMA50DP, PMA50DPPB, PMA50DPPD, PMA50DPPDPB, PMA50PB, PMA50PD, PMA50PDPB		

### rotary switches

#### LOVATO



1

<b>GEV No.</b>	345422 <sup>1</sup>	<b>Ref. No.</b>	20539
<b>description</b>	rotary switch 3 1-2-3 sets of contacts 3 type GN2082U11 690V 20A shaft ø 6x6mm shaft L 23.5mm shaft square with knob connection screw		
<b>For models:</b>	CF1201A, CF1201A-BLACK, DS1200A, DS2000		

<sup>1</sup>incl. knob

## control equipment

### LOVATO

#### metal series

#### switches (complete)



1

<b>GEV No.</b>	345420	<b>Ref. No.</b>	20037 20519 20598
<b>description</b>	push switch mounting measurements ø22mm green 1NO 250V connection screw 16A protection IP40		
<b>For models:</b>	CF11, CF235, CF35, CF35-1, CF35-1DP, CF35DP, CF40-1DL, CF40-1DLDP, CF40DL, CF40DLDP, CF50A, CF50A400, CF50ADP, CF50ADP400, COMPACT-EXTRACTIBLE, DL240, DL240-1, DL240-1DP, DL240DP, DS101, DS103, DS11, DS13, DS201, DS203, DS21, DS23, DSF101, DSF103, DSF11, DSF13, F22T-JET-TECH, PM50, PM50DP, PM50DPPB, PM50DPPD, PM50DPPDPB, PM50PB, PM50PD, PM50PDPB, PMA50, PMA50DP, PMA50DPPB, PMA50DPPD, PMA50DPPDPB, PMA50PB, PMA50PD, PMA50PDPB		

## lamps

### indicator lights

#### indicator lights 2-piece (lens and indicator lamp)

#### indicator light lenses

#### ø10mm (type SRZ-2)



1


<b>GEV No.</b>	359067	<b>Ref. No.</b>	20010
<b>description</b>	indicator light housings mounting measurements ø10mm green square		
<b>For models:</b>	A1080, A350, A500, A900, B100, B101, B101F, B101H, B102, B103, B103F, B201, B203, B301, B303, B303F, B40, B41, CF1000, CF101, CF103, CF11, CF1201A, CF235, CF35, CF35-1, CF35-1DP, CF35DP, CF40-1DL, CF40-1DLDP, CF40DL, CF40DLDP, CF50, CF50DP, CF50DPPD, CF70PD, COMPACT-EXTRACTIBLE, DL240, DL240-1, DL240-1DP, DL240DP, DS101, DS103, DS11, DS1200, DS1200A, DS13, DS2000, DS201, DS203...(Other models you can see in the webshop)		

#### indicator lamps for socket type SRZ / SDK / SDY / SFK




1


<b>GEV No.</b>	359130	<b>Ref. No.</b>	20042
<b>description</b>	indicator lamp 230V clear connection male faston 6.3mm ø 8mm		
<b>For models:</b>	A1080, A350, A500, A720, A900, B100, B101, B101F, B101H, B102, B103, B103F, B201, B203, B301, B303, B303F, B40, B41, CF1000, CF101, CF103, CF11, CF1201A, CF235, CF35, CF35-1, CF35-1DP, CF35DP, CF40-1DL, CF40-1DLDP, CF40DL, CF40DLDP, CF50, CF50DP, CF50DPPD, CF70PD, COMPACT-EXTRACTIBLE, DL240, DL240-1, DL240-1DP, DL240DP, DS101, DS103, DS11, DS1200, DS1200A, DS13, DS2000, DS201...(Other models you can see in the webshop)		


indicator lights (complete)			
ø 6mm			
			
1			
GEV No.	359031	Ref. No.	20621 20622
description	indicator light ø 6mm 230V green		
For models:	CF1201A, CF1201A-BLACK, CF35, CF35-1, CF35-1DP, CF35DP, CF40-1DL, CF40-1DLDP, CF40DL, CF40DLDP, CF50, CF50A, CF50A400, CF50ADP, CF50ADP400, CF50DP, CF50DPPD, DS1200A, PM50, PM50DP, PM50DPPB, PM50DPPD, PM50DPPDPB, PM50PB, PM50PD, PM50PDPB, PMA50, PMA50DP, PMA50DPPB, PMA50DPPD, PMA50DPPDPB, PMA50PB, PMA50PD, PMA50PDPB		


timers


programme timers



			
1			
GEV No.	360506	Ref. No.	20102 (old version)
description	timer BIGATTI D94 engines 1 chambers 3 operation time 120s 230V 50/60Hz shaft ø 6x4.6mm shaft L 28mm manuf. no. AD006 motor type UDS40NE1RKZ165		

			
1			
GEV No.	360592	Ref. No.	20670 (old version)
description	timer BIGATTI D94 engines 1 chambers 3 operation time 120s 230V shaft ømm shaft Lmm voltage AC		

			
1			
GEV No.	360027	Ref. No.	20095
description	timer BIGATTI D94 engines 1 chambers 3 operation time 240s 230V shaft ø 6x4.6mm shaft L 28mm manuf. no. GEV004 motor type UDS40NE1RK		
For models:	A1080, A900, CF1000, CF1201A, CF50, CF50A, CF50A400, CF50ADP, CF50ADP400, CF50DP, CF50DPPD, CF70PD, DS1200, DS1200A, DS600, DS600DP, DS600DP-DVGW, DS600DP-PD, DS600DPPD-DVGW, DS600-DVGW, F1201A, PM50, PM50DP, PM50DPPB, PM50DPPD, PM50DPPDPB, PM50PB, PM50PD, PM50PDPB, PMA50, PMA50DP, PMA50DPPB, PMA50DPPD, PMA50DPPDPB, PMA50PB, PMA50PD, PMA50PDPB		

			
1			
GEV No.	360026	Ref. No.	20101
description	timer BIGATTI engines 1 chambers 4 operation time 18min 230V manuf. no. 20101 motor type 82394733		
For models:	B100, B101, B101F, B101H, B201, B301, B40, CF101, CF11, CF50A, CF50A400, CF50ADP, CF50ADP400, DS101, DS103, DS11, DS13, DS201, DS203, DS21, DS23, DS412, DS412PD, DSF101, DSF103, DSF11, DSF13		

			
1			
GEV No.	360670	Ref. No.	20102
description	timer CDC 11903F1 engines 1 chambers 3 operation time 120s 230V 50/60Hz shaft ø 6x4.6mm shaft L 26mm		
For models:	B100, B101, B101F, B101H, B102, B103, B103F, B201, B203, CF101, CF103, CF11, CF235, CF35, CF35-1, CF35-1DP, CF35DP, CF40-1DL, CF40-1DLDP, CF40DL, CF40DLDP, COMPACT-EXTRACTIBLE, DL240, DL240-1, DL240-1DP, DL240DP, DS101, DS103, DS11, DS13, DS201, DS203, DS21, DS23, DSF101, DSF103, DSF11, DSF13		

							
1							
GEV No.	360681	Ref. No.	20103				
description	timer CDC 11903F1 engines 1 chambers 3 operation time 120s 230V 50/60Hz shaft ø 6x4.6mm shaft L 26mm						
For models:	B301, B303, B303F, B40, B41, DS400, DS400DP, DS400DP-PD, DS412, DS412PD						
spare parts for	360681						
		<table border="1"> <tr> <th>GEV No.</th> <td>360118</td> <th>Ref. No.</th> <td>—</td> </tr> </table>	GEV No.	360118	Ref. No.	—	<p>motor CDC pinion ø 4.9mm teeth 10 230V voltage AC 50/60Hz turn direction right motor ø 47mm H 19.3mm motor type M48R ATS for timer cable length 260mm 1.9/2.5W</p>
GEV No.	360118	Ref. No.	—				




1

<b>GEV No.</b>	360734	<b>Ref. No.</b>	20670
<b>description</b>	timer CDC 11903F1 engines 1 chambers 3 operation time 180s 230V 50/60Hz manuf. no. 11903F1AEE000.0000		
<b>For models:</b>	PM50, PM50DP, PM50DPPB, PM50DPPD, PM50DPPDPB, PM50PB, PM50PD, PM50PDPB, PMA50, PMA50DP, PMA50DPPB, PMA50DPPD, PMA50DPPDPB, PMA50PB, PMA50PD, PMA50PDPB		


spare parts and accessories

miscellaneous



1

<b>GEV No.</b>	551246	<b>Ref. No.</b>	20025
<b>description</b>	spacer H 13mm for timer warewashing		
<b>For models:</b>	B303F, CF1000, CF101, CF103, CF1201A, CF235, CF35, CF35-1, CF35-1DP, CF35DP, CF50, CF50A, CF50A400, CF50ADP, CF50ADP400, CF50DP, CF50DPPD, CF70PD, DS101, DS103, DS11, DS1200, DS13, DS201, DS203, DS21, DS23, DS412, DS412PD, DSF101, DSF103, DSF11, DSF13, F1201A, F22T-JET-TECH, PM50, PM50DP, PM50DPPB, PM50DPPD, PM50DPPDPB, PM50PB, PM50PD, PM50PDPB, PMA50, PMA50DP, PMA50DPPB, PMA50DPPD, PMA50DPPDPB, PMA50PB, PMA50PD...(Other models you can see in the webshop)		




1

<b>GEV No.</b>	360593	<b>Ref. No.</b>	10469
<b>description</b>	spring clip H 1mm W 8mm L 12mm for knob		
<b>For models:</b>	B303F, CF1000, CF101, CF103, CF1201A, CF50, CF50DP, CF50DPPD, CF70PD, DS101, DS103, DS11, DS1200, DS13, DS201, DS203, DS21, DS23, DS412, DS412PD, DSF101, DSF103, DSF11, DSF13, F1201A, PM50, PM50DP, PM50DPPB, PM50DPPD, PM50DPPDPB, PM50PB, PM50PD, PM50PDPB, PMA50, PMA50DP, PMA50DPPB, PMA50DPPD, PMA50DPPDPB, PMA50PB, PMA50PD, PMA50PDPB		

contactors


ISKRA (FANAL)

power contactors



1

<b>GEV No.</b>	380213	<b>Ref. No.</b>	20538
<b>description</b>	power contactor resistive load 20A 230VAC (AC3/400V) 8.5A/5.5kW main contacts 3NO auxiliary contacts 1NO connection screw connection type Fanal DSL7 10 type ISKRA K07M 10		
<b>For models:</b>	CF235, CF35, CF35-1, CF35-1DP, CF35DP, CF40-1DL, CF40-1DLDP, CF40DL, CF40DLDP, CF50, CF50A, CF50A400, CF50ADP, CF50ADP400, CF50DP, CF50DPPD, COMPACT-EXTRACTIBLE, DL240, DL240-1, DL240-1DP, DL240DP, DS101, DS103, DS11, DS13, DS201, DS203, DS21, DS23, DS412, DS412PD, DSF101, DSF103, DSF11, DSF13		



1

<b>GEV No.</b>	380204	<b>Ref. No.</b>	20104 20105
<b>description</b>	power contactor resistive load 25A 230VAC (AC3/400V) 9A/4kW main contacts 3NO auxiliary contacts 1NO connection screw connection type Fanal DSL9 10 type ISKRA KNL9 10		
<b>For models:</b>	A1080, A500, A720, A900, B301, B303, B303F, CF50, CF50DP, CF50DPPD, DS1200, DS1200A, DS400, DS400DP, DS400DP-PD, DS412, DS412PD, DS600, DS600DP, DS600DP-DVGW, DS600DP-PD, DS600DPD-DVGW, DS600-DVGW, F1201A		

miscellaneous

power contactors




Image not available

1

<b>GEV No.</b>	380473	<b>Ref. No.</b>	20104
<b>description</b>	contactor		
<b>For models:</b>	AT50, CF1201A, CF1201A-BLACK, CF50, CF50A, CF50A400, CF50ADP, CF50ADP400, CF50DP, CF50DPPD, CF70PD, DS1200A, DS2000, F22T-JET-TECH, PM50, PM50DP, PM50DPPB, PM50DPPD, PM50DPPDPB, PM50E, PM50PB, PM50PD, PM50PDPB, PMA50, PMA50DP, PMA50DPPB, PMA50DPPD, PMA50DPPDPB, PMA50PB, PMA50PD, PMA50PDPB		





## relays

### power relays

#### with DIN rail mounting

##### upper




<b>GEV No.</b>	380183	<b>Ref. No.</b>	20067
<b>description</b>	power relays FINDER 230VAC 12A 2CO connection male faston 4.8mm DIN rail manuf. no. 56.32.8.230.0007		
<b>For models:</b>	A500, CF11, CF1201A-BLACK, CF235, CF35, CF35-1, CF35-1DP, CF35DP, CF40-1DL, CF40-1DLDP, CF40DL, CF40DLDP, CF50A, CF50A400, CF50ADP, CF50ADP400, COMPACT-EXTRACTIBLE, DL240, DL240-1, DL240-1DP, DL240DP, DS101, DS103, DS11, DS13, DS201, DS203, DS21, DS23, DSF101, DSF103, DSF11, DSF13, PM50, PM50DP, PM50DPPB, PM50DPPD, PM50DPPDPB, PM50PB, PM50PD, PM50PDPB, PMA50, PMA50DP, PMA50DPPB, PMA50DPPD, PMA50DPPDPB, PMA50PB, PMA50PD, PMA50PDPB		
<b>accessories for</b>	380183		
	<b>GEV No.</b>	380476	<b>Ref. No.</b> —
	relay socket dimensions 78x27x33.5mm 250V voltage AC 10A FINDER manuf. no. 96.72		



<b>GEV No.</b>	381230	<b>Ref. No.</b>	20669
<b>description</b>	relay FINDER 230VAC 30A 2NO connection male faston 6.3mm DIN rail manuf. no. 66.82.8.230.0300		
<b>For models:</b>	AT40, AT40DP, AT50, CF35, CF35-1, CF35-1DP, CF35DP, CF40-1, CF40-1DL, CF40-1DLDP, CF40-1DP, CF40-1E, CF40-1EDP, CF40DL, CF40DLDP, CF40E, CF40EDP, CF50, CF50DP, CF50DPPD, PM50, PM50DP, PM50DPPB, PM50DPPD, PM50DPPDPB, PM50E, PM50PB, PM50PD, PM50PDPB, PMA50, PMA50DP, PMA50DPPB, PMA50DPPD, PMA50DPPDPB, PMA50PB, PMA50PD, PMA50PDPB		

#### with flange mounting




<b>GEV No.</b>	380474	<b>Ref. No.</b>	20068
<b>description</b>	power relays		
<b>For models:</b>	A350		

## electronic controllers

### TECNOLOGIC

#### refrigeration controllers

##### built-in version



<b>GEV No.</b>	379264	<b>Ref. No.</b>	N/A
<b>description</b>	electronic controller TECNOLOGIC type E51-DNS mounting measurements 58x25.4mm 230V voltage AC NTC relay outputs 1 CO-16A(6) NTC built-in depth 50mm defr. funct. -40 up to +99°C display 2½ digit		

#### electronic thermometers

##### built-in version



<b>GEV No.</b>	379201	<b>Ref. No.</b>	20564
<b>description</b>	thermometer TECNOLOGIC TLV10H mounting measurements 71x29mm built-in depth 64mm 100-240V voltage AC NTC/PTC dependend on probe°C display 3½ digits 1 RoomTempIN NTC/PTC defr. funct. no front measurements 35x78.5mm		
<b>For models:</b>	DS2000		
<b>accessories for</b>	379201		
	<b>GEV No.</b>	379052	<b>Ref. No.</b> —
	temperature probe PTC 1kOhm cable silicone probe -50 up to +150°C cable -50 up to +180°C probe ø6x40mm cable length 1.5m without screw connection 2-wire		
	<b>GEV No.</b>	379053	<b>Ref. No.</b> —
	temperature probe PTC 1kOhm cable PVC probe -50 up to +150°C cable -10 up to 100°C probe ø6x30mm cable length 3m without screw connection 2-wire		


Table continues overleaf




accessories for 379201			
GEV No.	379064	Ref. No.	—
temperature probe PTC 1kOhm cable silicone probe -50 up to +150°C cable -50 up to +180°C probe ø6x40mm cable length 3m without screw connection 2-wire			
GEV No.	379161	Ref. No.	—
temperature probe NTC 10kOhm cable thermoplastic probe -40 up to +110°C cable -40 up to +110°C probe ø6x14mm cable length 3m without screw connection 2-wire			
GEV No.	379782	Ref. No.	—
temperature probe PTC 1kOhm cable thermoplastic probe -50 up to +150°C cable -40 up to +110°C probe ø6x14mm cable length 3m 2-wire resistor 1kOhm			

## electronics



### PCBs

			
1			
GEV No.	361955	Ref. No.	20703
description	PCB L 110mm W 70mm 230V		
For models:	CF1201A-BLACK		

			
1			
GEV No.	361952	Ref. No.	20703
description	PCB L 135mm W 85mm		

## solenoïd valves

### solenoïd valves (water)

ELBI			
straight			
			
1			
GEV No.	373017	Ref. No.	20006 20007
description	solenoïd valve single straight 230VAC inlet 3/4" outlet 11.5mm DN10 ELBI		
spare parts for	373017		
			
GEV No.	370467	Ref. No.	—
description	solenoïd valve filter suitable for ELBI		


























TP			
			
1			
GEV No.	370021	Ref. No.	20008 20160
description	solenoïd valve double straight 230VAC inlet 3/4" outlet 11.5mm DN10 TP flow regulating valve inlet white		
For models:	A500, A720, AT50, B100, B101, B101H, B102, B103, B201, B203, B301, B303, B303F, CF35, CF35-1, CF35-1DP, CF35DP, CF40-1DL, CF40-1DLDP, CF50, CF50A, CF50A400, CF50ADP, CF50ADP400, CF50DP, CF50DPPD, CF70PD, DL240-1, DL240-1DP, DS101, DS103, DS11, DS13, DS201, DS203, DS21, DS23, DS412, DS412PD, DS600, DS600DP, DS600DP-PD, PM50, PM50DP, PM50DPPB, PM50DPPD, PM50DPPD-PB, PM50E, PM50PB, PM50PD...(Other models you can see in the webshop)		
spare parts for	370021		
			
GEV No.	371013	Ref. No.	—
description	solenoïd coil TP 230VAC 50/60Hz		
accessories for	370021		
			
GEV No.	371220	Ref. No.	—
description	reducer TP flow rate 3l/min red tolerance ±15%		
			
GEV No.	371221	Ref. No.	—
description	reducer TP flow rate 5.5l/min yellow tolerance ±15%		
			
GEV No.	371222	Ref. No.	—
description	reducer TP flow rate 6l/min grey tolerance ±15%		
			
GEV No.	371223	Ref. No.	—
description	reducer TP flow rate 10l/min white tolerance ±15%		
			
GEV No.	371224	Ref. No.	—
description	reducer TP flow rate 12l/min bronze tolerance ±15%		
			
GEV No.	371225	Ref. No.	—
description	reducer TP flow rate 16l/min light brown tolerance ±15%		
			
GEV No.	371226	Ref. No.	—
description	reducer TP flow rate 20l/min red tolerance ±15%		
			
GEV No.	371230	Ref. No.	—
description	reducer TP flow rate 0.25l/min red tolerance ±25%		
			
GEV No.	371231	Ref. No.	—
description	reducer TP flow rate 0.35l/min violet tolerance ±25%		
			
GEV No.	371232	Ref. No.	—
description	reducer TP flow rate 0.5l/min orange tolerance ±25%		
			
GEV No.	371233	Ref. No.	—
description	reducer TP flow rate 0.8l/min white tolerance ±25%		
			
GEV No.	371234	Ref. No.	—
description	reducer TP flow rate 1l/min light blue tolerance ±25%		













Table continues overleaf



accessories for		370021		
GEV No.	Ref. No.	Ref. No.	Ref. No.	—
	371235	Ref. No.	—	reducer TP flow rate 1.2l/min brown tolerance ±25%
	371236	Ref. No.	—	reducer TP flow rate 1.5l/min light brown tolerance ±25%
	371237	Ref. No.	—	reducer TP flow rate 2.5l/min yellow tolerance ±25%
	371238	Ref. No.	—	reducer TP flow rate 3.4l/min dark green tolerance ±25%
	371239	Ref. No.	—	reducer TP flow rate 5l/min black tolerance ±25%
	371240	Ref. No.	—	reducer TP flow rate 8l/min blue tolerance ±20%

				
1				
GEV No.	370176	Ref. No.	20006	
description	solenoid valve single straight 230VAC outlet 11.5mm			

				
1				
GEV No.	370019	Ref. No.	20016	
description	solenoid valve double angled 230VAC inlet 3/4" outlet 11.5mm DN10 TP plastic			
For models:	B101F, B103F, B40, B41, CF101, CF103, CF11, DSF101, DSF103, DSF11, DSF13			
spare parts for	370019			
	GEV No.	371013	Ref. No.	—
solenoid coil TP 230VAC 50/60Hz				
accessories for	370019			
	GEV No.	371220	Ref. No.	—
reducer TP flow rate 3l/min red tolerance ±15%				
	GEV No.	371221	Ref. No.	—
reducer TP flow rate 5.5l/min yellow tolerance ±15%				
	GEV No.	371222	Ref. No.	—
reducer TP flow rate 6l/min grey tolerance ±15%				
	GEV No.	371223	Ref. No.	—
reducer TP flow rate 10l/min white tolerance ±15%				
	GEV No.	371224	Ref. No.	—
reducer TP flow rate 12l/min bronze tolerance ±15%				


accessories for		370019		
GEV No.	Ref. No.	Ref. No.	Ref. No.	—
	371225	Ref. No.	—	reducer TP flow rate 16l/min light brown tolerance ±15%
	371226	Ref. No.	—	reducer TP flow rate 20l/min red tolerance ±15%
	371230	Ref. No.	—	reducer TP flow rate 0.25l/min red tolerance ±25%
	371231	Ref. No.	—	reducer TP flow rate 0.35l/min violet tolerance ±25%
	371232	Ref. No.	—	reducer TP flow rate 0.5l/min orange tolerance ±25%
	371233	Ref. No.	—	reducer TP flow rate 0.8l/min white tolerance ±25%
	371234	Ref. No.	—	reducer TP flow rate 1l/min light blue tolerance ±25%
	371235	Ref. No.	—	reducer TP flow rate 1.2l/min brown tolerance ±25%
	371236	Ref. No.	—	reducer TP flow rate 1.5l/min light brown tolerance ±25%
	371237	Ref. No.	—	reducer TP flow rate 2.5l/min yellow tolerance ±25%
	371238	Ref. No.	—	reducer TP flow rate 3.4l/min dark green tolerance ±25%
	371239	Ref. No.	—	reducer TP flow rate 5l/min black tolerance ±25%
	371240	Ref. No.	—	reducer TP flow rate 8l/min blue tolerance ±20%

## pressure switches

### for warewashing

ø 58mm with male faston 6.3mm

with connection horizontal


				
1				
GEV No.	541136	Ref. No.	20192	
description	pressure control pressure range 100/18mbar connection 6mm ø 58mm pressure connection horizontal warewashing			
For models:	AT50, CF50A, CF50A400, CF50ADP, CF50ADP400, DS400, DS400DP, DS400DP-PD, DS412, DS412PD, DS600, DS600DP, DS600DP-DVGW, DS600DP-PD, DS600DPPD-DVGW, DS600-DVGW			



pumps


wash and rinse pumps

FIR pumps




1

<b>GEV No.</b>	541137	<b>Ref. No.</b>	20525
<b>description</b>	pressure control pressure range 155/40mbar connection 6mm ø 58mm pressure connection horizontal warewashing		
<b>For models:</b>	CF1201A, CF1201A-BLACK, DS1200, DS1200A, DS2000, F22T-JET-TECH		



1

<b>GEV No.</b>	541013	<b>Ref. No.</b>	20057 20058
<b>description</b>	pressure control pressure range 55/25mbar connection 6mm ø 58mm pressure connection horizontal warewashing		
<b>For models:</b>	B301, B303, B303F, B40, B41, CF50, CF50DP, CF50DPPD, CF70PD, PM50, PM50DP, PM50DPPB, PM50DPPD, PM50DPPDPB, PM50E, PM50PB, PM50PD, PM50PDPB, PMA50, PMA50DP, PMA50DPPB, PMA50DPPD, PMA50DPPDPB, PMA50PB, PMA50PD, PMA50PDPB		



1


<b>GEV No.</b>	541017	<b>Ref. No.</b>	20053
<b>description</b>	pressure control with mounting strap pressure range 40/20mbar connection 6mm ø 58mm pressure connection horizontal warewashing		
<b>For models:</b>	AT40, AT40DP, B101, B101F, B101H, B103, B103F, B201, B203, CF101, CF103, CF11, CF235, CF35, CF35-1, CF35-1DP, CF35DP, CF40-1, CF40-1DL, CF40-1DLDP, CF40-1DP, CF40-1E, CF40-1EDP, CF40DL, CF40DLDP, CF40E, CF40EDP, COMPACT-EXTRACTIBLE, DL240, DL240-1, DL240-1DP, DL240DP, DS101, DS103, DS11, DS13, DS201, DS203, DS21, DS23, DSF101, DSF103, DSF11, DSF13		



1

<b>GEV No.</b>	500260	<b>Ref. No.</b>	40206
<b>description</b>	pump inlet ø 30mm outlet ø 30mm 230V 50Hz 1 phase 0.22kW 0.3HP L 185mm rotation direction right capacitor 10µF FIR		
<b>For models:</b>	CF101, CF103, CF11, DSF101, DSF103, DSF11, DSF13		
<b>spare parts for</b>	500260		
	<b>GEV No.</b>	510609	<b>Ref. No.</b> 40211
	impellor ø 84mm H 21mm M7L		
	<b>GEV No.</b>	510702	<b>Ref. No.</b> 40219
	mechanical shaft seal height counter ring 5.5mm ID ø 12mm		
	<b>GEV No.</b>	521501	<b>Ref. No.</b> 40081
	pump cover inlet ø 30mm outlet ø 30mm pump type 4134		
	<b>GEV No.</b>	521701	<b>Ref. No.</b> 40112
	pump cover gasket		
<b>accessories for</b>	500260		
	<b>GEV No.</b>	365015	<b>Ref. No.</b> 20001
	operating capacitor capacity 10µF 400V tolerance 5%Hz ambient temperature max. -25 to +85°C ø 35.5mm L 59mm M8 plastic connection male faston 6.3mm protection		





1

<b>GEV No.</b>	500267	<b>Ref. No.</b>	40204
<b>description</b>	pump inlet ø 30mm outlet ø 30mm type 1267.1400 230V 50Hz 1 phase 0.18kW 0.25HP L 185mm rotation direction right capacitor 10µF FIR		
<b>For models:</b>	DS101, DS103, DS11, DS13		
<b>spare parts for</b>	500267		
	<b>GEV No.</b>	365015	<b>Ref. No.</b> 20001
	operating capacitor capacity 10µF 400V tolerance 5%Hz ambient temperature max. -25 to +85°C ø 35.5mm L 59mm M8 plastic connection male faston 6.3mm protection		
	<b>GEV No.</b>	510605	<b>Ref. No.</b> —
	impellor ø 80mm H 21mm M7L		
	<b>GEV No.</b>	510702	<b>Ref. No.</b> 40219
	mechanical shaft seal height counter ring 5.5mm ID ø 12mm		
	<b>GEV No.</b>	521501	<b>Ref. No.</b> 40081
	pump cover inlet ø 30mm outlet ø 30mm pump type 4134		
	<b>GEV No.</b>	521701	<b>Ref. No.</b> 40112
	pump cover gasket		



1

<b>GEV No.</b>	500261	<b>Ref. No.</b>	40001 40227
<b>description</b>	pump inlet ø 30mm outlet ø 30mm type 1267.1405 230V 50Hz 1 phase 0.18kW 0.25HP L 180mm rotation direction right capacitor 10µF FIR		
<b>For models:</b>	B100, B101, B101H, B102, B103, CF35, CF35-1, CF35-1DP, CF35DP		
<b>spare parts for</b>	500261		
	<b>GEV No.</b>	365015	<b>Ref. No.</b> 20001
	operating capacitor capacity 10µF 400V tolerance 5%Hz ambient temperature max. -25 to +85°C ø 35.5mm L 59mm M8 plastic connection male faston 6.3mm protection		

<b>spare parts for</b>	500261		
	<b>GEV No.</b>	510605	<b>Ref. No.</b> —
	impellor ø 80mm H 21mm M7L		
	<b>GEV No.</b>	510702	<b>Ref. No.</b> 40219
	mechanical shaft seal height counter ring 5.5mm ID ø 12mm		
	<b>GEV No.</b>	521571	<b>Ref. No.</b> —
	pump cover FIR inlet ø 30mm outlet ø 30mm turn direction right ø 128mm ID ø 100mm inner height 21mm		
	<b>GEV No.</b>	521701	<b>Ref. No.</b> 40112
	pump cover gasket		







1

<b>GEV No.</b>	500262	<b>Ref. No.</b>	40259
<b>description</b>	pump inlet ø 30mm outlet ø 30mm type 1268.1401 230V 50Hz 1 phase 0.22kW 0.3HP L 185mm rotation direction right capacitor 10µF FIR		
<b>spare parts for</b>	500262		
	<b>GEV No.</b>	365015	<b>Ref. No.</b> 20001
	operating capacitor capacity 10µF 400V tolerance 5%Hz ambient temperature max. -25 to +85°C ø 35.5mm L 59mm M8 plastic connection male faston 6.3mm protection		
	<b>GEV No.</b>	510609	<b>Ref. No.</b> 40211
	impellor ø 84mm H 21mm M7L		
	<b>GEV No.</b>	510702	<b>Ref. No.</b> 40219
	mechanical shaft seal height counter ring 5.5mm ID ø 12mm		
	<b>GEV No.</b>	521571	<b>Ref. No.</b> —
	pump cover FIR inlet ø 30mm outlet ø 30mm turn direction right ø 128mm ID ø 100mm inner height 21mm		
	<b>GEV No.</b>	521701	<b>Ref. No.</b> 40112
	pump cover gasket		








1

<b>GEV No.</b>	500270	<b>Ref. No.</b>	40213
<b>description</b>	pump inlet ø 30mm outlet ø 30mm type 1272 230V 50Hz 1 phase 0.37kW 0.5HP L 195mm rotation direction right capacitor 12.5µF FIR		
<b>spare parts for</b>	500270		
	GEV No.	365014	Ref. No. 20002
	operating capacitor capacity 12.5µF 450V tolerance 5%Hz ambient temperature max. -25 to +85°C ø 35mm L 70mm M8 plastic connection male faston 6.3mm 45S.C3DS.12.5 protection		
	GEV No.	510605	Ref. No. —
	impellor ø 80mm H 21mm M7L		
	GEV No.	510702	Ref. No. 40219
	mechanical shaft seal height counter ring 5.5mm ID ø 12mm		
	GEV No.	521571	Ref. No. —
	pump cover FIR inlet ø 30mm outlet ø 30mm turn direction right ø 128mm ID ø 100mm inner height 21mm		
	GEV No.	521701	Ref. No. 40112
	pump cover gasket		








1

<b>GEV No.</b>	500268	<b>Ref. No.</b>	40208
<b>description</b>	pump inlet ø 30mm outlet ø 30mm type 1272/A 230V 50Hz 1 phase 0.37kW 0.5HP L 195mm rotation direction right capacitor 12.5µF FIR		
<b>For models:</b>	DS201, DS203, DS21, DS23		
<b>spare parts for</b>	500268		
	GEV No.	365014	Ref. No. 20002
	operating capacitor capacity 12.5µF 450V tolerance 5%Hz ambient temperature max. -25 to +85°C ø 35mm L 70mm M8 plastic connection male faston 6.3mm 45S.C3DS.12.5 protection		
	GEV No.	510605	Ref. No. —
	impellor ø 80mm H 21mm M7L		
	GEV No.	510702	Ref. No. 40219
	mechanical shaft seal height counter ring 5.5mm ID ø 12mm		

<b>spare parts for</b>	500268		
	GEV No.	521501	Ref. No. 40081
	pump cover inlet ø 30mm outlet ø 30mm pump type 4134		
	GEV No.	521701	Ref. No. 40112
	pump cover gasket		



1

<b>GEV No.</b>	500254	<b>Ref. No.</b>	40016
<b>description</b>	pump inlet ø 45mm outlet ø 40mm type 1266.1400 230V 50Hz 1 phase 0.37kW 0.5HP L 205mm rotation direction right capacitor 12.5µF FIR		
<b>For models:</b>	B40, B41		
<b>spare parts for</b>	500254		
	GEV No.	365014	Ref. No. 20002
	operating capacitor capacity 12.5µF 450V tolerance 5%Hz ambient temperature max. -25 to +85°C ø 35mm L 70mm M8 plastic connection male faston 6.3mm 45S.C3DS.12.5 protection		
	GEV No.	510508	Ref. No. 40083
	pump cover FIR inlet ø 45mm outlet ø 40mm pump type PU 0.5/3911 turn direction right ø 160mm ID ø 125mm inner height 25mm		
	GEV No.	510692	Ref. No. 40030
	mechanical shaft seal for shaft ø 11mm slide ring ext. ø 24mm slide ring H 13mm counter ring mounting ø 26mm height counter ring 8mm counter ring int. ø 14mm		
	GEV No.	521210	Ref. No. 40078 40092
	impellor ø 96mm H 30mm shaft intake ø 9/8mm seat ø 16mm blades 6		
	GEV No.	521702	Ref. No. 40113
	pump cover gasket thickness 3.5x4.5mm Qty 1 pcs		



1

<b>GEV No.</b>	500256	<b>Ref. No.</b>	40008
<b>description</b>	pump inlet ø 45mm outlet ø 40mm type 1270 230V 50Hz 1 phase 0.55kW 0.75HP L 205mm rotation direction right capacitor 12.5µF FIR		
<b>For models:</b>	A500, DS400, DS400DP, DS400DP-PD, DS412, DS412PD		
<b>spare parts for</b>	500256		
	<b>GEV No.</b>	365014	<b>Ref. No.</b> 20002
	operating capacitor capacity 12.5µF 450V tolerance 5%Hz ambient temperature max. -25 to +85°C ø 35mm L 70mm M8 plastic connection male faston 6.3mm 45S.C3DS.12.5 protection		
	<b>GEV No.</b>	510508	<b>Ref. No.</b> 40083
	pump cover FIR inlet ø 45mm outlet ø 40mm pump type PU 0.5/3911 turn direction right ø 160mm ID ø 125mm inner height 25mm		
	<b>GEV No.</b>	510692	<b>Ref. No.</b> 40030
	mechanical shaft seal for shaft ø 11mm slide ring ext. ø 24mm slide ring H 13mm counter ring mounting ø 26mm height counter ring 8mm counter ring int. ø 14mm		
	<b>GEV No.</b>	521210	<b>Ref. No.</b> 40078 40092
	impellor ø 96mm H 30mm shaft intake ø 9/8mm seat ø 16mm blades 6		
	<b>GEV No.</b>	521702	<b>Ref. No.</b> 40113
	pump cover gasket thickness 3.5x4.5mm Qty 1 pcs		



1

<b>GEV No.</b>	500269	<b>Ref. No.</b>	40224
<b>description</b>	pump inlet ø 45mm outlet ø 40mm type 2265.1920 230V 50Hz 1 phase 0.55kW 0.75HP L 245mm rotation direction right capacitor 16µF FIR		
<b>For models:</b>	AT50, CF50A, CF50A400, CF50ADP, CF50ADP400, DS600, DS600DP, DS600DP-DVGW, DS600DP-PD, DS600DPPD-DVGW, DS600-DVGW		
<b>spare parts for</b>	500269		
	<b>GEV No.</b>	365021	<b>Ref. No.</b> 20173
	operating capacitor capacity 16µF 425V tolerance 5% 50/60Hz ambient temperature max. -25 to +85°C ø 35mm L 73mm single M8 plastic connection male faston 6.3mm 416.10.99 protection		

<b>spare parts for</b>	500269		
	<b>GEV No.</b>	510508	<b>Ref. No.</b> 40083
	pump cover FIR inlet ø 45mm outlet ø 40mm pump type PU 0.5/3911 turn direction right ø 160mm ID ø 125mm inner height 25mm		
	<b>GEV No.</b>	510600	<b>Ref. No.</b> 40237
	impellor ø 102mm H 29mm shaft intake ø 9/8mm rotation direction right blades 6		
	<b>GEV No.</b>	510692	<b>Ref. No.</b> 40030
	mechanical shaft seal for shaft ø 11mm slide ring ext. ø 24mm slide ring H 13mm counter ring mounting ø 26mm height counter ring 8mm counter ring int. ø 14mm		
	<b>GEV No.</b>	521023	<b>Ref. No.</b> —
	fanwheel cover ED ø 150mm H 70mm for wash pump		
	<b>GEV No.</b>	521702	<b>Ref. No.</b> 40113
	pump cover gasket thickness 3.5x4.5mm Qty 1 pcs		





1


<b>GEV No.</b>	500263	<b>Ref. No.</b>	40233
<b>description</b>	pump inlet ø 45mm outlet ø 40mm type 2265.1921 230V 50Hz 1 phase 0.55kW 0.75HP L 250mm rotation direction right capacitor 16µF FIR		
<b>For models:</b>	CF50, CF50DP, CF50DPPD, PM50, PM50DP, PM50DPPB, PM50DPPD, PM50DPPDPB, PM50E, PM50PB, PM50PD, PM50PDPB, PMA50, PMA50DP, PMA50DPPB, PMA50DPPD, PMA50DPPDPB, PMA50PB, PMA50PD, PMA50PDPB		
<b>spare parts for</b>	500263		
	<b>GEV No.</b>	365021	<b>Ref. No.</b> 20173
	operating capacitor capacity 16µF 425V tolerance 5% 50/60Hz ambient temperature max. -25 to +85°C ø 35mm L 73mm single M8 plastic connection male faston 6.3mm 416.10.99 protection		
	<b>GEV No.</b>	510508	<b>Ref. No.</b> 40083
	pump cover FIR inlet ø 45mm outlet ø 40mm pump type PU 0.5/3911 turn direction right ø 160mm ID ø 125mm inner height 25mm		
	<b>GEV No.</b>	510600	<b>Ref. No.</b> 40237
	impellor ø 102mm H 29mm shaft intake ø 9/8mm rotation direction right blades 6		
	<b>GEV No.</b>	510692	<b>Ref. No.</b> 40030
	mechanical shaft seal for shaft ø 11mm slide ring ext. ø 24mm slide ring H 13mm counter ring mounting ø 26mm height counter ring 8mm counter ring int. ø 14mm		
	<b>GEV No.</b>	521023	<b>Ref. No.</b> —
	fanwheel cover ED ø 150mm H 70mm for wash pump		


Table continues overleaf







<b>spare parts for</b> 500263			
	GEV No.	521702	Ref. No. 40113
pump cover gasket thickness 3.5x4.5mm Qty 1 pcs			


<b>spare parts for</b> 500264			
	GEV No.	521702	Ref. No. 40113
pump cover gasket thickness 3.5x4.5mm Qty 1 pcs			






<b>1</b>	<b>GEV No.</b>	500464	<b>Ref. No.</b>	40243
<b>description</b> pump inlet ø 45mm outlet ø 40mm type 4217 230V 50Hz 1 phase 0.56kW 0.75HP L 290mm rotation direction right capacitor 12.5µF FIR				
<b>For models:</b> CF70PD				
<b>spare parts for</b> 500464				
	GEV No.	365014	Ref. No.	20002
operating capacitor capacity 12.5µF 450V tolerance 5%Hz ambient temperature max. -25 to +85°C ø 35mm L 70mm M8 plastic connection male faston 6.3mm 45S.C3DS.12.5 protection				








<b>1</b>	<b>GEV No.</b>	500266	<b>Ref. No.</b>	40254
<b>description</b> pump inlet ø 45mm outlet ø 40mm type 4217B2720 230/400V 50Hz 3 phase 0.075kW 1HP L 290mm rotation direction right FIR				
<b>For models:</b> CF1000				
<b>spare parts for</b> 500266				
	GEV No.	510508	Ref. No.	40083
pump cover FIR inlet ø 45mm outlet ø 40mm pump type PU 0.5/3911 turn direction right ø 160mm ID ø 125mm inner height 25mm				
	GEV No.	510600	Ref. No.	40237
impellor ø 102mm H 29mm shaft intake ø 9/8mm rotation direction right blades 6				
	GEV No.	510692	Ref. No.	40030
mechanical shaft seal for shaft ø 11mm slide ring ext. ø 24mm slide ring H 13mm counter ring mounting ø 26mm height counter ring 8mm counter ring int. ø 14mm				
	GEV No.	521702	Ref. No.	40113
pump cover gasket thickness 3.5x4.5mm Qty 1 pcs				





<b>1</b>	<b>GEV No.</b>	500264	<b>Ref. No.</b>	40228
<b>description</b> pump inlet ø 45mm outlet ø 40mm type 4217.2100 400V 50Hz 3 phase 0.55kW 0.75HP L 285mm rotation direction right FIR				
<b>For models:</b> CF1201A, CF1201A-BLACK, CF70PD, DS1200, DS1200A, F1201A				
<b>spare parts for</b> 500264				
	GEV No.	510610	Ref. No.	40238
impellor ø 95.5mm H 23mm shaft intake ø 9/8mm rotation direction right seat ø 16mm blades 6				
	GEV No.	510692	Ref. No.	40030
mechanical shaft seal for shaft ø 11mm slide ring ext. ø 24mm slide ring H 13mm counter ring mounting ø 26mm height counter ring 8mm counter ring int. ø 14mm				
	GEV No.	521506	Ref. No.	40239
pump cover FIR inlet ø 45mm outlet ø 40mm turn direction right ø 160mm ID ø 125mm inner height 25mm				



<b>GEV No.</b>	500258	<b>Ref. No.</b>	40015
<b>description</b>	pump inlet ø 63mm outlet ø 53mm type 1204.2725 230/400V 50Hz 3 phase 1.5kW 2.01HP L 320mm rotation direction left FIR		
<b>For models:</b>	A1080		
<b>spare parts for</b>	500258		
	<b>GEV No.</b>	510531	<b>Ref. No.</b> 40079
	pump cover FIR inlet ø 63mm outlet ø 53mm auxiliary pressure connection M16x1.5mm supporting pressure open turn direction left ø 185mm ID ø 150mm inner height 37mm		
	<b>GEV No.</b>	510604	<b>Ref. No.</b> —
	impellor ø 118mm H 34mm M8R rotation direction left		
	<b>GEV No.</b>	510693	<b>Ref. No.</b> 40031
	mechanical shaft seal for shaft ø 12mm slide ring ext. ø 24mm slide ring H 15.5mm slide ring int. ø 11mm counter ring mounting ø 24mm height counter ring 8mm counter ring int. ø 13.5mm		
	<b>GEV No.</b>	511667	<b>Ref. No.</b> —
	fan wheel ø 123mm H 17mm shaft intake ø 15mm		
	<b>GEV No.</b>	524416	<b>Ref. No.</b> 40114
	pump cover gasket thickness 4x4mm Qty 1 pcs		

miscellaneous


	Image not available		
<b>GEV No.</b>	500253	<b>Ref. No.</b>	40003
<b>description</b>	pump		
<b>For models:</b>	B101F, B103F		

	Image not available		
<b>GEV No.</b>	500255	<b>Ref. No.</b>	40010
<b>description</b>	pump		
<b>For models:</b>	A350		

drain pumps

GRE

	1		
<b>GEV No.</b>	500282	<b>Ref. No.</b>	40099
<b>description</b>	drain pump		

	1		
<b>GEV No.</b>	500281	<b>Ref. No.</b>	40023
<b>description</b>	drain pump inlet ø 24mm outlet ø 24mm 100W 220V		
<b>For models:</b>	CF50, CF50DP, CF50DPPD, HOME12, PM50, PM50DP, PM50DPPB, PM50DPPD, PM50DPPDPB, PM50E, PM50PB, PM50PD, PM50PDPB, PMA50, PMA50DP, PMA50DPPB, PMA50DPPD, PMA50DPPDPB, PMA50PB, PMA50PD, PMA50PDPB		

LGB



<b>GEV No.</b>	499078	<b>Ref. No.</b>	40283
<b>description</b>	pump inlet ø 30mm outlet ø 30mm type ZF160SX 230V 50Hz 1 phase 0.4kW 0.54HP L 186mm rotation direction right capacitor 12µF LGB		
<b>For models:</b>	AT40, AT40DP, CF40-1, CF40-1DP, CF40-1E, CF40-1EDP, CF40E, CF40EDP		

booster pumps II

accessories



<b>GEV No.</b>	365015	<b>Ref. No.</b>	20001
<b>description</b>	operating capacitor capacity 10µF 400V tolerance 5%Hz ambient temperature max. -25 to +85°C ø 35.5mm L 59mm M8 plastic connection male faston 6.3mm protection		
<b>For models:</b>	B100, B101, B101F, B101H, B102, B103, B103F, CF101, CF103, CF11, CF35, CF35-1, CF35-1DP, CF35DP, CF40-1DL, CF40-1DLDP, CF40DL, CF40DLDP, DL240, DL240-1, DL240-1DP, DL240DP, DS101, DS103, DS11, DS13, DSF101, DSF103, DSF11, DSF13		

pumps for ice machines



<b>GEV No.</b>	500200	<b>Ref. No.</b>	40093
<b>description</b>	pump GRE 100W 230V 50Hz inlet ø 24mm outlet ø 23mm L 145mm rotation direction right		
<b>For models:</b>	AT40, AT40DP, AT50, CF35, CF35-1, CF35-1DP, CF35DP, CF40-1, CF40-1DL, CF40-1DLDP, CF40-1DP, CF40-1E, CF40-1EDP, CF40DL, CF40DLDP, CF40E, CF40EDP, CF50A, CF50A400, CF50ADP, CF50ADP400, DL240, DL240-1, DL240-1DP, DL240DP, DS600, DS600DP, DS600DP-DVGW, DS600DP-PD, DS600DPPD-DVGW, DS600-DVGW		

<b>GEV No.</b>	365014	<b>Ref. No.</b>	20002
<b>description</b>	operating capacitor capacity 12.5µF 450V tolerance 5%Hz ambient temperature max. -25 to +85°C ø 35mm L 70mm M8 plastic connection male faston 6.3mm 45S.C3DS.12.5 protection		
<b>For models:</b>	A350, A500, AT40, AT40DP, B201, B203, B301, B303, B303F, B40, B41, CF40-1, CF40-1DL, CF40-1DLDP, CF40-1DP, CF40-1E, CF40-1EDP, CF40DL, CF40DLDP, CF40E, CF40EDP, DS201, DS203, DS21, DS23, DS400, DS400DP, DS400DP-PD, DS412, DS412PD, F22T-JET-TECH		

<b>GEV No.</b>	365021	<b>Ref. No.</b>	20173
<b>description</b>	operating capacitor capacity 16µF 425V tolerance 5% 50/60Hz ambient temperature max. -25 to +85°C ø 35mm L 73mm single M8 plastic connection male faston 6.3mm 416.10.99 protection		
<b>For models:</b>	AT50, CF50, CF50A, CF50A400, CF50ADP, CF50ADP400, CF50DP, CF50DPPD, CF70PD, DS600, DS600DP, DS600DP-DVGW, DS600DP-PD, DS600DPPD-DVGW, DS600-DVGW, PM50, PM50DP, PM50DPPB, PM50DPPD, PM50DPPDPB, PM50E, PM50PB, PM50PD, PM50PDPB, PMA50, PMA50DP, PMA50DPPB, PMA50DPPD, PMA50DPPDPB, PMA50PB, PMA50PD, PMA50PDPB		

electric accessories

cables

cable harnesses



<b>GEV No.</b>	524409	<b>Ref. No.</b>	21228
<b>description</b>	cable harness		

miscellaneous

<b>GEV No.</b>	524249	<b>Ref. No.</b>	20300
<b>description</b>	cable 3x1.5mm <sup>2</sup>		
<b>For models:</b>	AT40, AT40DP, B100, B101, B101F, B101H, B102, B103, B103F, B201, B203, B301, B303, B40, B41, CF101, CF11, CF235, CF35, CF35-1, CF35-1DP, CF35DP, CF40-1, CF40-1DL, CF40-1DLDP, CF40-1DP, CF40-1E, CF40-1EDP, CF40DL, CF40DLDP, CF40E, CF40EDP, CF50, CF50DP, CF50DPPD, COMPACT-EXTRACTIBLE, DL240, DL240-1, DL240-1DP, DL240DP, DS101, DS103, DS11, DS13, DS201, DS203, DS21, DS23, DS400, DS400DP...(Other models you can see in the webshop)		

condensators & interference suppression filters

operating capacitors

plastic




<b>GEV No.</b>	365015	<b>Ref. No.</b>	20001
<b>description</b>	operating capacitor capacity 10µF 400V tolerance 5%Hz ambient temperature max. -25 to +85°C ø 35.5mm L 59mm M8 plastic connection male faston 6.3mm protection		
<b>For models:</b>	B100, B101, B101F, B101H, B102, B103, B103F, CF101, CF103, CF11, CF35, CF35-1, CF35-1DP, CF35DP, CF40-1DL, CF40-1DLDP, CF40DL, CF40DLDP, DL240, DL240-1, DL240-1DP, DL240DP, DS101, DS103, DS11, DS13, DSF101, DSF103, DSF11, DSF13		




terminals

connection terminals with faston connections



1

<b>GEV No.</b>	550451	<b>Ref. No.</b>	20045 (old version)
<b>description</b>	distribution terminal block 4-pole max. 17.5A max 450V connection F6.3 temp.-resist. 110°C		



1

<b>GEV No.</b>	551309	<b>Ref. No.</b>	20045
<b>description</b>	distribution terminal block 4-pole max. 20A max 450V connection F6.3 temp.-resist. 85°C		
<b>For models:</b>	A350, A500, AT40, AT40DP, B100, B101, B101F, B101H, B102, B103, B103F, B201, B203, B301, B303, B303F, B40, B41, CF101, CF103, CF11, CF235, CF35, CF35-1, CF35-1DP, CF35DP, CF40-1, CF40-1DL, CF40-1DLDP, CF40-1DP, CF40-1E, CF40-1EDP, CF40DL, CF40DLDP, CF40E, CF40EDP, CF50, CF50A, CF50A400, CF50ADP, CF50ADP400, CF50DP, CF50DPPD, COMPACT-EXTRACTIBLE, DL240, DL240-1, DL240-1DP, DL240DP, DS101, DS103...(Other models you can see in the webshop)		

rail-mounted terminals

miscellaneous



1

<b>GEV No.</b>	551245	<b>Ref. No.</b>	20132
<b>description</b>	rail-mounted terminal WAGO connection plug-in connection 1-pole cross section 4mm <sup>2</sup>		
<b>For models:</b>	A1080, A500, A900, AT50, CF1000, CF1201A, CF1201A-BLACK, CF50, CF50A, CF50A400, CF50ADP, CF50ADP400, CF50DP, CF50DPPD, DS1200, DS1200A, DS600, DS600DP, DS600DP-DVGW, DS600DP-PD, DS600DPPD-DVGW, DS600-DVGW, F1201A, F22T-JET-TECH, PM50, PM50DP, PM50DPPB, PM50DPPD, PM50DPPDPB, PM50E, PM50PB, PM50PD, PM50PDPB, PMA50, PMA50DP, PMA50DPPB, PMA50DPPD, PMA50DPPDPB, PMA50PB, PMA50PD, PMA50PDPB		



auxiliary gas parts

screw connections

olives



1

<b>GEV No.</b>	101286	<b>Ref. No.</b>	10554	
<b>description</b>	olive ID ø 6mm Qty 1 pcs			
<b>For models:</b>	A1080, A350, A500, A720, A900, B100, B101, B101F, B101H, B102, B103, B103F, B201, B203, B301, B303, B303F, B40, B41, CF101, CF103, CF11, DS101, DS103, DS11, DS13, DS201, DS203, DS21, DS23, DSF101, DSF103, DSF11, DSF13			
<b>accessories for</b>	101286			
	<b>GEV No.</b>	100909	<b>Ref. No.</b>	—
	union screw thread M10x1 for pipe ø 6mm Qty 1 pcs			
	<b>GEV No.</b>	101464	<b>Ref. No.</b>	—
	union nut thread M12x1 for pipe ø 6mm			

equipment-specific units


for espresso machines

steam/water taps

steam/water pipes

accessories

gaskets



1


<b>GEV No.</b>	510893	<b>Ref. No.</b>	60050
<b>description</b>	O-ring EPDM thickness 2.62mm ID ø 9.92mm Qty 1 pcs		
<b>For models:</b>	A1080, A350, A500, A720, A900, AT40, AT40DP, AT50, B100, B101, B101F, B101H, B102, B103, B103F, B201, B203, B301, B303, B303F, B40, B41, CF1000, CF101, CF103, CF11, CF1201A, CF1201A-BLACK, CF235, CF35, CF35-1, CF35-1DP, CF35DP, CF40-1, CF40-1DL, CF40-1DLDP, CF40-1DP, CF40-1E, CF40-1EDP, CF40DL, CF40DLDP, CF40E, CF40EDP, CF50, CF50A, CF50A400, CF50ADP, CF50ADP400, CF50DP, CF50DPPD...(Other models you can see in the webshop)		

for dishwashers

drain and intake components

ADLER

drain /intake bodies



1

<b>GEV No.</b>	524144	<b>Ref. No.</b>	10361
<b>description</b>	drain fitting		
<b>For models:</b>	B101F, B103F, CF101, CF103, CF11		



1

<b>GEV No.</b>	524143	<b>Ref. No.</b>	10346
<b>description</b>	drain fitting for overflow pipe thread 1" hose ø 25mm		
<b>For models:</b>	AT40, AT40DP, B100, B101, B101H, B102, B103, B201, B203, B301, CF235, CF35, CF35-1, CF35-1DP, CF35DP, CF40-1, CF40-1DL, CF40-1DLDP, CF40-1DP, CF40-1E, CF40-1EDP, CF40DL, CF40DLDP, CF40E, CF40EDP, COMPACT-EXTRACTIBLE, DL240, DL240-1, DL240-1DP, DL240DP, DS101, DS103, DS11, DS13, DS201, DS203, DS21, DS23, DSF101, DSF103, DSF11, DSF13		



1

<b>GEV No.</b>	524156	<b>Ref. No.</b>	12195
<b>description</b>	drain fitting ID ø 29mm hose ø 33mm		
<b>For models:</b>	CF1000, CF1201A, CF1201A-BLACK, DS1200, DS1200A, DS2000, DS600, DS600DP, DS600DP-DVGW, DS600DP-PD, DS600DPPD-DVGW, DS600-DVGW, F1201A, F22T-JET-TECH		



1

<b>GEV No.</b>	524147	<b>Ref. No.</b>	10347
<b>description</b>	drain fitting thread 1 1/4"		
<b>For models:</b>	A1080, A350, A500, A720, A900, B303, B303F, CF50, CF50DP, CF50DPPD, CF70PD, PM50, PM50DP, PM50DPPB, PM50DPPD, PM50DPPDPB, PM50E, PM50PB, PM50PD, PM50PDPB, PMA50, PMA50DP, PMA50DPPB, PMA50DPPD, PMA50DPPDPB, PMA50PB, PMA50PD, PMA50PDPB		
<b>spare parts for</b>	524147		
	<b>GEV No.</b>	524148	<b>Ref. No.</b> 60055
	<b>GEV No.</b>	524149	<b>Ref. No.</b> 10431



1

<b>GEV No.</b>	524154	<b>Ref. No.</b>	12024
<b>description</b>	drain fitting thread 3/4" hose ø 25mm		
<b>For models:</b>	AT50, CF50A, CF50A400, CF50ADP, CF50ADP400, DS400, DS400DP, DS400DP-PD, DS412, DS412PD		



1

<b>GEV No.</b>	524165	<b>Ref. No.</b>	10345
<b>description</b>	inlet valve		
<b>For models:</b>	A500		



1

<b>GEV No.</b>	524169	<b>Ref. No.</b>	12027
<b>description</b>	intake body thread 1 1/2" ID ø 37mm hose ø 44mm		
<b>For models:</b>	AT50, CF50A, CF50A400, CF50ADP, CF50ADP400, DS400, DS400DP, DS400DP-PD, DS412, DS412PD, DS600, DS600DP, DS600DP-DVGW, DS600DP-PD, DS600DPPD-DVGW, DS600-DVGW		



1

<b>GEV No.</b>	519542	<b>Ref. No.</b>	12129
<b>description</b>	lid ED ø 86mm		
<b>For models:</b>	AT50, CF1000, CF50, CF50A, CF50A400, CF50ADP, CF50ADP400, CF50DP, CF50DPPD, CF70PD, DS2000, PM50, PM50DP, PM50DPPB, PM50DPPD, PM50DPPDPB, PM50E, PM50PB, PM50PD, PM50PDPB, PMA50, PMA50DP, PMA50DPPB, PMA50DPPD, PMA50DPPDPB, PMA50PB, PMA50PD, PMA50PDPB		



1

<b>GEV No.</b>	524167	<b>Ref. No.</b>	10432
<b>description</b>	nut		
<b>For models:</b>	B303, B303F, HOME12		





1


<b>GEV No.</b>	524146	<b>Ref. No.</b>	10430
<b>description</b>	nut thread 1"		
<b>For models:</b>	A500, AT40, AT40DP, B100, B101, B101F, B101H, B102, B103, B103F, B201, B203, B301, B40, B41, CF101, CF103, CF11, CF235, CF35, CF35-1, CF35-1DP, CF35DP, CF40-1, CF40-1DL, CF40-1DLDP, CF40-1DP, CF40-1E, CF40-1EDP, CF40DL, CF40DLDP, CF40E, CF40EDP, COMPACT-EXTRACTIBLE, DL240, DL240-1, DL240-1DP, DL240DP, DS101, DS103, DS11, DS13, DS201, DS203, DS21, DS23, DSF101, DSF103, DSF11, DSF13		







			
1			
<b>GEV No.</b>	524149	<b>Ref. No.</b>	10431
<b>description</b>	nut thread 1 1/4"		
<b>For models:</b>	A350, A500, A720, A900, AT40, AT40DP, B100, B101, B101F, B101H, B102, B103, B103F, B201, B203, B301, B303, B303F, CF101, CF103, CF11, CF235, CF35, CF35-1, CF35-1DP, CF35DP, CF40-1, CF40-1DL, CF40-1DLDP, CF40-1DP, CF40-1E, CF40-1EDP, CF40DL, CF40DLDP, CF40E, CF40EDP, CF50, CF50DP, CF50DPPD, CF70PD, COMPACT-EXTRACTIBLE, DL240, DL240-1, DL240-1DP, DL240DP, DS101, DS103, DS11, DS13, DS201...(Other models you can see in the webshop)		


			
1			
<b>GEV No.</b>	524170	<b>Ref. No.</b>	12028
<b>description</b>	nut thread 1 1/4"		
<b>For models:</b>	AT50, CF50A, CF50A400, CF50ADP, CF50ADP400, DS400, DS400DP, DS400DP-PD, DS600, DS600DP, DS600DP-DVGW, DS600DP-PD, DS600DPPD-DVGW, DS600-DVGW		


			
1			
<b>GEV No.</b>	524148	<b>Ref. No.</b>	60055
<b>description</b>	O-ring EPDM thickness 3.53mm ID ø 40.86mm Qty 1 pcs		
<b>For models:</b>	A1080, A350, A500, A720, A900, AT40, AT40DP, B303, B303F, CF235, CF35, CF35-1, CF35-1DP, CF35DP, CF40-1, CF40-1DL, CF40-1DLDP, CF40-1DP, CF40-1E, CF40-1EDP, CF40DL, CF40DLDP, CF40E, CF40EDP, CF50, CF50DP, CF50DPPD, CF70PD, COMPACT-EXTRACTIBLE, DL240, DL240-1, DL240-1DP, DL240DP, DS101, DS103, DS11, DS13, DS201, DS203, DS21, DS23, DSF101, DSF103, DSF11, DSF13, PM50, PM50DP, PM50DPPB, PM50DPPD, PM50DPPDPB...(Other models you can see in the webshop)		


			
1			
<b>GEV No.</b>	505180	<b>Ref. No.</b>	60076
<b>description</b>	O-ring EPDM thickness 3.53mm ID ø 47.22mm Qty 1 pcs		
<b>For models:</b>	AT40, AT40DP, AT50, CF1000, CF1201A, CF1201A-BLACK, CF235, CF35, CF35-1, CF35-1DP, CF35DP, CF40-1, CF40-1DL, CF40-1DLDP, CF40-1DP, CF40-1E, CF40-1EDP, CF40DL, CF40DLDP, CF40E, CF40EDP, CF50, CF50A, CF50A400, CF50ADP, CF50ADP400, CF50DP, CF50DPPD, CF70PD, COMPACT-EXTRACTIBLE, DL240, DL240-1, DL240-1DP, DL240DP, DS1200, DS1200A, DS400, DS400DP, DS400DP-PD, DS412, DS412PD, DS600, DS600DP, DS600DP-DVGW, DS600DP-PD, DS600DPPD-DVGW, DS600-DVGW, F1201A, F22T-JET-TECH, PM50...(Other models you can see in the webshop)		


			
1			
<b>GEV No.</b>	524153	<b>Ref. No.</b>	60075
<b>description</b>	O-ring EPDM thickness 3.53mm ID ø 59.92mm Qty 1 pcs		
<b>For models:</b>	AT50, CF1000, CF1201A, CF1201A-BLACK, CF50A, CF50A400, CF50ADP, CF50ADP400, DS1200, DS1200A, DS2000, DS400, DS400DP, DS400DP-PD, DS412, DS412PD, DS600, DS600DP, DS600DP-DVGW, DS600DP-PD, DS600DPPD-DVGW, DS600-DVGW, F1201A, F22T-JET-TECH		


			
1			
<b>GEV No.</b>	524145	<b>Ref. No.</b>	60063 90063
<b>description</b>	O-ring ID ø 32mm thickness 3mm Qty 1 pcs		
<b>For models:</b>	AT40, AT40DP, B100, B101, B101F, B101H, B102, B103, B103F, B201, B203, B301, B40, B41, CF101, CF103, CF11, CF235, CF35, CF35-1, CF35-1DP, CF35DP, CF40-1, CF40-1DL, CF40-1DLDP, CF40-1DP, CF40-1E, CF40-1EDP, CF40DL, CF40DLDP, CF40E, CF40EDP, COMPACT-EXTRACTIBLE, DL240, DL240-1, DL240-1DP, DL240DP, DS101, DS103, DS11, DS1200, DS13, DS201, DS203, DS21, DS23, DS400, DS400DP, DS400DP-PD, DSF101...(Other models you can see in the webshop)		


			
1			
<b>GEV No.</b>	524160	<b>Ref. No.</b>	10344
<b>description</b>	suction connection thread 1 1/4" H 70mm hose ø 30mm		
<b>For models:</b>	AT40, AT40DP, B100, B101, B101F, B101H, B102, B103, B103F, B201, B203, B301, CF101, CF103, CF11, CF235, CF35, CF35-1, CF35-1DP, CF35DP, CF40-1, CF40-1DL, CF40-1DLDP, CF40-1DP, CF40-1E, CF40-1EDP, CF40DL, CF40DLDP, CF40E, CF40EDP, COMPACT-EXTRACTIBLE, DL240, DL240-1, DL240-1DP, DL240DP, DS101, DS103, DS11, DS13, DS201, DS203, DS21, DS23, DSF101, DSF103, DSF11, DSF13		
<b>accessories for</b>	524160		
		<b>GEV No.</b>	510072
		<b>Ref. No.</b>	—
		<b>GEV No.</b>	524149
		<b>Ref. No.</b>	10431


<b>filters</b>			
			
1			
<b>GEV No.</b>	524155	<b>Ref. No.</b>	15610
<b>description</b>	drain filter for overflow pipe ø 56.5mm H 200mm		
<b>For models:</b>	DS1200, DS1200A		


			
1			
<b>GEV No.</b>	524151	<b>Ref. No.</b>	15513
<b>description</b>	drain filter ø 56.5mm H 143mm		
<b>For models:</b>	DS400, DS400DP, DS400DP-PD, DS412, DS412PD		


			
1			
<b>GEV No.</b>	524152	<b>Ref. No.</b>	12039
<b>description</b>	drain filter ø 57mm H 145mm		
<b>For models:</b>	DS600, DS600DP, DS600DP-DVGW, DS600DP-PD, DS600DPPD-DVGW, DS600-DVGW		


			
1			
<b>GEV No.</b>	524171	<b>Ref. No.</b>	15514
<b>description</b>	flat filter		
<b>For models:</b>	DS400, DS400DP, DS400DP-PD, DS412, DS412PD		


			
1			
<b>GEV No.</b>	524172	<b>Ref. No.</b>	12038
<b>description</b>	flat filter		
<b>For models:</b>	AT50, DS600, DS600DP, DS600DP-DVGW, DS600DP-PD, DS600DPPD-DVGW, DS600-DVGW		


			
1			
<b>GEV No.</b>	524173	<b>Ref. No.</b>	15611
<b>description</b>	flat filter		
<b>For models:</b>	DS1200, DS1200A		

			
1			
<b>GEV No.</b>	524887	<b>Ref. No.</b>	15961
<b>description</b>	flat filter for dishwasher H 15mm L 410mm W 243mm SS		
<b>For models:</b>	CF50, CF50DP, CF50DPPD		

			
1			
<b>GEV No.</b>	524150	<b>Ref. No.</b>	12022
<b>description</b>	round filters ED ø 50mm H 25mm ID ø 42mm		
<b>For models:</b>	AT50, CF50A, CF50A400, CF50ADP, CF50ADP400, DS400, DS400DP, DS400DP-PD, DS600, DS600DP, DS600DP-DVGW, DS600DP-PD, DS600DPPD-DVGW, DS600-DVGW		


			
1			
<b>GEV No.</b>	524889	<b>Ref. No.</b>	11902
<b>description</b>	round filters for dishwasher ø 155mm H 69mm SS hole ø 15.5/37mm		
<b>For models:</b>	CF50DP, CF50DPPD, PM50DP, PM50DPPB, PM50DPPD, PM50DPPDPB, PM50E, PMA50DP, PMA50DPPB, PMA50DPPD, PMA50DPPDPB		


			
1			
<b>GEV No.</b>	524168	<b>Ref. No.</b>	10297 15996
<b>description</b>	round filters ø 155mm H 125mm		
<b>For models:</b>	A1080, A900, CF1000, CF1201A, CF1201A-BLACK, DS1200, DS1200A, DS2000, F1201A, F22T-JET-TECH		


			
1			
<b>GEV No.</b>	524164	<b>Ref. No.</b>	10298
<b>description</b>	round filters ø 160mm H 65mm		
<b>For models:</b>	A350, B303F, CF50, CF70PD, PM50, PM50E, PM50PB, PM50PD, PM50PDPB, PMA50, PMA50PB, PMA50PD, PMA50PDPB		


			
1			
<b>GEV No.</b>	524162	<b>Ref. No.</b>	11404
<b>description</b>	round filters suction ø 70mm H 46mm		
<b>For models:</b>	AT40, AT40DP, B101F, B103F, CF235, CF35, CF35-1, CF35-1DP, CF35DP, CF40-1, CF40-1DL, CF40-1DLDP, CF40-1DP, CF40-1E, CF40-1EDP, CF40DL, CF40DLDP, CF40E, CF40EDP, COMPACT-EXTRACTIBLE, DL240, DL240-1, DL240-1DP, DL240DP		
<b>accessories for</b>	524162		
	<b>GEV No.</b>	524896	<b>Ref. No.</b> 11409
	 bar L 42mm thread M6		





			
1			
<b>GEV No.</b>	524157	<b>Ref. No.</b>	10295
<b>description</b>	round filters suction ø 70mm H 68mm		
<b>For models:</b>	B100, B101, B101H, B102, B103, B201, B203, B301, B40, B41, DS101, DS103, DS11, DS13, DS201, DS203, DS21, DS23		


			
1			
<b>GEV No.</b>	524405	<b>Ref. No.</b>	11903
<b>description</b>	round filters suction/outflow		


			
1			
<b>GEV No.</b>	524383	<b>Ref. No.</b>	10410
<b>description</b>	bar		
<b>For models:</b>	A350, A500, B303, B303F		


			
1			
<b>GEV No.</b>	524896	<b>Ref. No.</b>	11409
<b>description</b>	bar L 42mm thread M6		
<b>For models:</b>	AT40, AT40DP, B101F, B103F, CF11, CF235, CF35, CF35-1, CF35-1DP, CF35DP, CF40-1, CF40-1DL, CF40-1DLDP, CF40-1DP, CF40-1E, CF40-1EDP, CF40DL, CF40DLDP, CF40E, CF40EDP, COMPACT-EXTRACTIBLE, DL240, DL240-1, DL240-1DP, DL240DP, DSF101, DSF103, DSF11, DSF13		

			
1			
<b>GEV No.</b>	524159	<b>Ref. No.</b>	10409
<b>description</b>	bar L 58mm thread M6		
<b>For models:</b>	B100, B101, B101H, B102, B103, B201, B203, B301, B40, B41, CF1201A-BLACK, CF50, CF50DP, CF50DPPD, CF70PD, DS101, DS103, DS11, DS13, DS201, DS203, DS21, DS23, PM50, PM50DP, PM50DPPB, PM50DPPD, PM50DPPDPB, PM50E, PM50PB, PM50PD, PM50PDPB, PMA50, PMA50DP, PMA50DPPB, PMA50DPPD, PMA50DPPDPB, PMA50PB, PMA50PD, PMA50PDPB		


			
1			
<b>GEV No.</b>	524158	<b>Ref. No.</b>	11998
<b>description</b>	knurled nut ø 36mm H 10mm thread M6		
<b>For models:</b>	AT40, AT40DP, AT50, CF1000, CF1201A, CF1201A-BLACK, CF235, CF35, CF35-1, CF35-1DP, CF35DP, CF40-1, CF40-1DL, CF40-1DLDP, CF40-1DP, CF40-1E, CF40-1EDP, CF40DL, CF40DLDP, CF40E, CF40EDP, CF50, CF50A, CF50A400, CF50ADP, CF50ADP400, CF50DP, CF50DPPD, CF70PD, COMPACT-EXTRACTIBLE, DL240, DL240-1, DL240-1DP, DL240DP, DS101, DS103, DS11, DS1200, DS1200A, DS13, DS2000, DS201, DS203, DS21, DS23, DSF101, DSF103, DSF11, DSF13, F1201A... (Other models you can see in the webshop)		


<b>overflow pipes</b>			
			
1			
<b>GEV No.</b>	524133	<b>Ref. No.</b>	10270
<b>description</b>	overflow pipe		
<b>For models:</b>	B40, B41		

			
Image not available			
1			
<b>GEV No.</b>	524134	<b>Ref. No.</b>	11403
<b>description</b>	overflow pipe		
<b>For models:</b>	B101F, B103F		

			
Image not available			
1			
<b>GEV No.</b>	524135	<b>Ref. No.</b>	11918
<b>description</b>	overflow pipe		
<b>For models:</b>	CF101, CF103, CF11		


			
1			
<b>GEV No.</b>	524139	<b>Ref. No.</b>	15017
<b>description</b>	overflow pipe L 115mm ø 35mm		
<b>For models:</b>	CF50, CF50DP, CF50DPPD, CF70PD, PM50, PM50DP, PM50DPPB, PM50DPPD, PM50DPPDPB, PM50E, PM50PB, PM50PD, PM50PDPB, PMA50, PMA50DP, PMA50DPPB, PMA50DPPD, PMA50DPPDPB, PMA50PB, PMA50PD, PMA50PDPB		

			
1			
<b>GEV No.</b>	524137	<b>Ref. No.</b>	10277
<b>description</b>	overflow pipe L 125mm ø 35mm		
<b>For models:</b>	A350, A500		




1

<b>GEV No.</b>	524136	<b>Ref. No.</b>	10276
<b>description</b>	overflow pipe L 130mm		
<b>For models:</b>	B303		




1

<b>GEV No.</b>	524140	<b>Ref. No.</b>	12025
<b>description</b>	overflow pipe L 173mm ø 27mm		
<b>For models:</b>	AT50, CF50A, CF50A400, CF50ADP, CF50ADP400, DS400, DS400DP, DS400DP-PD, DS412, DS412PD, DS600, DS600DP, DS600DP-DVGW, DS600DP-PD, DS600DPPD-DVGW, DS600-DVGW		




1

<b>GEV No.</b>	524138	<b>Ref. No.</b>	10278
<b>description</b>	overflow pipe L 180mm ø 35mm		
<b>For models:</b>	A1080, A900		



1

<b>GEV No.</b>	524142	<b>Ref. No.</b>	15013 15035
<b>description</b>	overflow pipe L 235mm ø 30mm		
<b>For models:</b>	CF1000, CF1201A, CF1201A-BLACK, DS1200, DS1200A, F1201A, F22T-JET-TECH		



1

<b>GEV No.</b>	524132	<b>Ref. No.</b>	10275
<b>description</b>	overflow pipe L 90mm ø 25mm		
<b>For models:</b>	AT40, AT40DP, B100, B101, B101H, B102, B103, B201, B203, B301, CF235, CF35, CF35-1, CF35-1DP, CF35DP, CF40-1, CF40-1DL, CF40-1DLD, CF40-1DP, CF40-1E, CF40-1EDP, CF40DL, CF40DLD, CF40E, CF40EDP, COMPACT-EXTRACTIBLE, DL240, DL240-1, DL240-1DP, DL240DP, DS101, DS103, DS11, DS13, DS201, DS203, DS21, DS23, DSF101, DSF103, DSF11, DSF13		


containers

dosing containers



1

<b>GEV No.</b>	361242	<b>Ref. No.</b>	10380
<b>description</b>	rinse aid container		
<b>For models:</b>	A350, A500, A720		
<b>accessories for</b>	361242		
	<b>GEV No.</b>	524439	<b>Ref. No.</b>
			10484
	duct		



1


<b>GEV No.</b>	361255	<b>Ref. No.</b>	10371
<b>description</b>	rinse aid container		
<b>For models:</b>	B100, B101, B101F, B101H, B102, B103, B103F, B201, B203, B301, B303, B303F, B40, B41, CF101, CF103, CF11, DS101, DS103, DS11, DS13, DS201, DS203, DS21, DS23, DS412, DS412PD, DSF101, DSF103, DSF11, DSF13		





1

<b>GEV No.</b>	361256	<b>Ref. No.</b>	10368
<b>description</b>	rinse aid container		
<b>For models:</b>	CF50, CF50DP, CF50DPPD, DS600, DS600DP, DS600DP-DVGW, DS600DP-PD, DS600DPPD-DVGW, DS600-DVGW, PM50, PM50DP, PM50DPPB, PM50DPPD, PM50DPPPB, PM50PB, PM50PD, PM50DPB, PMA50, PMA50DP, PMA50DPPB, PMA50DPPD, PMA50DPPPB, PMA50PB, PMA50PD, PMA50DPB		








 <p>Image not available</p>			
1			
<b>GEV No.</b>	524025	<b>Ref. No.</b>	11324
<b>description</b>	rinse aid container		
<b>For models:</b>	B100, B101, B101F, B101H, B103, B103F, B201, B203, B301, B303, B303F, B40, B41, CF101, CF103, CF11		

			
1			
<b>GEV No.</b>	361257	<b>Ref. No.</b>	10372
<b>description</b>	trapdoor rinse aid container		
<b>For models:</b>	B100, B101, B101F, B101H, B102, B103, B103F, B201, B203, B301, B303, B303F, B40, B41, CF101, CF103		

salt tanks			
			
1			
<b>GEV No.</b>	524177	<b>Ref. No.</b>	11312
<b>description</b>	lid ø 69mm H 20mm for salt tank ID ø 50mm		
<b>For models:</b>	B100, B101, B101F, B101H, B201, B301, B40, CF101, CF11, CF50A, CF50A400, CF50ADP, CF50ADP400, DS101, DS11, DS201, DS21, DS412, DS412PD, DSF101, DSF11		
<b>accessories for</b>	524177		
	<b>GEV No.</b>	<b>Ref. No.</b>	
	524148	60055	
	O-ring EPDM thickness 3.53mm ID ø 40.86mm Qty 1 pcs		



1			
<b>GEV No.</b>	524103	<b>Ref. No.</b>	10370/V 11316
<b>description</b>	salt tank		
<b>spare parts for</b>	524103		
	<b>GEV No.</b>	<b>Ref. No.</b>	—
	510018		
	nut ø 92mm H 10.5mm for salt tank ID ø 64mm		
	<b>GEV No.</b>	<b>Ref. No.</b>	11314
	510883		
	gasket rubber ED ø 86mm ID ø 66mm thickness 2mm for salt tank Qty 1 pcs		
	<b>GEV No.</b>	<b>Ref. No.</b>	60055
	524148		
	O-ring EPDM thickness 3.53mm ID ø 40.86mm Qty 1 pcs		
	<b>GEV No.</b>	<b>Ref. No.</b>	11312
	524177		
	lid ø 69mm H 20mm for salt tank ID ø 50mm		
<b>accessories for</b>	524103		
	<b>GEV No.</b>	<b>Ref. No.</b>	—
	510071		
	flat gasket rubber ED ø 81mm ID ø 68mm thickness 3mm for salt tank Qty 1 pcs		










1			
<b>GEV No.</b>	510929	<b>Ref. No.</b>	10370
<b>description</b>	salt tank ø 120mm H 117mm hose ø 10mm mounting ø 70mm overall height 157mm		
<b>For models:</b>	B100, B101, B101F, B101H, B201, B301, B40, CF101, CF11, CF50A, CF50A400, CF50ADP, CF50ADP400, DS101, DS11, DS201, DS21, DS412, DS412PD, DSF101, DSF11		
<b>spare parts for</b>	510929		
	<b>GEV No.</b>	<b>Ref. No.</b>	11315
	506015		
	O-ring EPDM thickness 3.53mm ID ø 39.69mm Qty 1 pcs		


Table continues overleaf


spare parts for			
	GEV No.	510018	Ref. No.
			—
	nut $\varnothing$ 92mm H 10.5mm for salt tank ID $\varnothing$ 64mm		
	GEV No.	524177	Ref. No.
			11312
	lid $\varnothing$ 69mm H 20mm for salt tank ID $\varnothing$ 50mm		
accessories for			
	GEV No.	510071	Ref. No.
			—
	flat gasket rubber ED $\varnothing$ 81mm ID $\varnothing$ 68mm thickness 3mm for salt tank Qty 1 pcs		
	GEV No.	510654	Ref. No.
			—
	gasket H 6mm D1 $\varnothing$ 82mm D2 $\varnothing$ 68mm		
	GEV No.	510883	Ref. No.
			11314
	gasket rubber ED $\varnothing$ 86mm ID $\varnothing$ 66mm thickness 2mm for salt tank Qty 1 pcs		

## accessories


			
1			
GEV No.	361258	Ref. No.	10374
description	bracket rinse aid container		
For models:	B100, B101, B101F, B101H, B102, B103, B103F, B201, B203, B301, B303, B303F, B40, B41, CF101, CF103, CF11		


			
1			
GEV No.	510883	Ref. No.	11314
description	gasket rubber ED $\varnothing$ 86mm ID $\varnothing$ 66mm thickness 2mm for salt tank Qty 1 pcs		
For models:	B100, B101, B101F, B101H, B201, B301, B40, CF101, CF11, CF50A, CF50A400, CF50ADP, CF50ADP400, DS101, DS11, DS201, DS21, DS412, DS412PD, DSF101, DSF11		

			
1			
GEV No.	524317	Ref. No.	10376
description	handle for rinse aid container		
For models:	B101F, B103F		

			
1			
GEV No.	524178	Ref. No.	11313
description	nut for salt tank		
For models:	B101, B101F, B201, B301, B303F, B40, CF101, CF103, CF11, CF50A, CF50A400, CF50ADP, CF50ADP400, DS101, DS103, DS11, DS13, DS201, DS203, DS21, DS23, DSF101, DSF103, DSF11, DSF13		


			
1			
GEV No.	524102	Ref. No.	15009
description	nut suitable for salt tank		
For models:	DS412, DS412PD		

			
1			
GEV No.	524386	Ref. No.	10468
description	spring for container holder		
For models:	B100, B101F, B102, B103F, B303F, B40, B41, CF101, CF103, CF11, DS412, DS412PD, DS600, DS600DP, DS600DP-DVGW, DS600DP-PD, DS600DPPD-DVGW, DS600-DVGW		

			
1			
GEV No.	524440	Ref. No.	10561
description	support bracket for rinse aid container		
For models:	A350, A500, A720		

boilers

boilers for dishwashers



1

<b>GEV No.</b>	524361	<b>Ref. No.</b>	10126
<b>description</b>	boiler		
<b>For models:</b>	B201, B203, B301		




1

<b>GEV No.</b>	524362	<b>Ref. No.</b>	10127
<b>description</b>	boiler		
<b>For models:</b>	B303, B303F		



1

<b>GEV No.</b>	524363	<b>Ref. No.</b>	10131
<b>description</b>	boiler		
<b>For models:</b>	B40, B41		




1

<b>GEV No.</b>	524364	<b>Ref. No.</b>	10129
<b>description</b>	boiler		
<b>For models:</b>	A350, A500, A720		




1

<b>GEV No.</b>	524365	<b>Ref. No.</b>	10130
<b>description</b>	boiler		
<b>For models:</b>	A1080, A900		




1

<b>GEV No.</b>	524366	<b>Ref. No.</b>	15719
<b>description</b>	boiler		
<b>For models:</b>	DS101, DS103, DS11, DS13, DSF101, DSF103, DSF11, DSF13		




1

<b>GEV No.</b>	524367	<b>Ref. No.</b>	15734
<b>description</b>	boiler		
<b>For models:</b>	DS201, DS203, DS21, DS23		




1

<b>GEV No.</b>	524368	<b>Ref. No.</b>	15795
<b>description</b>	boiler		
<b>For models:</b>	CF235, COMPACT-EXTRACTIBLE		



1

<b>GEV No.</b>	524369	<b>Ref. No.</b>	15549
<b>description</b>	boiler		
<b>For models:</b>	CF35, CF35-1, CF35-1DP, CF35DP		

			
1			
<b>GEV No.</b>	524370	<b>Ref. No.</b>	15595
<b>description</b>	boiler		
<b>For models:</b>	AT40, AT40DP, CF40-1, CF40-1DL, CF40-1DLDP, CF40-1DP, CF40-1E, CF40-1EDP, CF40DL, CF40DLDP, CF40E, CF40EDP, DL240, DL240-1, DL240-1DP, DL240DP		


			
1			
<b>GEV No.</b>	524372	<b>Ref. No.</b>	15548 15697
<b>description</b>	boiler		
<b>For models:</b>	CF1000, CF1201A, DS1200, DS1200A, DS2000, F1201A		


			
1			
<b>GEV No.</b>	524373	<b>Ref. No.</b>	15515
<b>description</b>	boiler		
<b>For models:</b>	DS412, DS412PD		


			
1			
<b>GEV No.</b>	524374	<b>Ref. No.</b>	12064
<b>description</b>	boiler		
<b>For models:</b>	AT50, CF50A, CF50A400, CF50ADP, CF50ADP400, DS600, DS600DP, DS600DP-DVGW, DS600DP-PD, DS600DPPD-DVGW, DS600-DVGW		

			
1			
<b>GEV No.</b>	524371	<b>Ref. No.</b>	15585 15696
<b>description</b>	boiler ø 160mm L 415mm		
<b>For models:</b>	CF50, CF50DP, CF50DPPD, CF70PD, PM50, PM50DP, PM50DPPB, PM50DPPD, PM50DPPDPB, PM50E, PM50PB, PM50PD, PM50PDPB, PMA50, PMA50DP, PMA50DPPB, PMA50DPPD, PMA50DPPDPB, PMA50PB, PMA50PD, PMA50PDPB		

## accessories

			
1			
<b>GEV No.</b>	524392	<b>Ref. No.</b>	10519
<b>description</b>	cap		
<b>For models:</b>	B100, B101, B101F, B101H, B102, B103, B103F, B201, B203, B301, B303, B303F, CF101, CF103, CF11		

			
1			
<b>GEV No.</b>	524179	<b>Ref. No.</b>	12131
<b>description</b>	hose connector		
<b>For models:</b>	CF1000, CF1201A, CF235, CF35, CF35-1, CF35-1DP, CF35DP, CF40-1DL, CF40-1DLDP, CF40DL, CF40DLDP, CF50, CF50DP, CF50DPPD, CF70PD, COMPACT-EXTRACTIBLE, DL240, DL240-1, DL240-1DP, DL240DP, DS1200, DS1200A, DS2000, DS412, DS412PD, DS600, DS600DP, DS600DP-DVGW, DS600DP-PD, DS600DPPD-DVGW, DS600-DVGW, F1201A, F22T-JET-TECH		

			
1			
<b>GEV No.</b>	524424	<b>Ref. No.</b>	60137
<b>description</b>	screw thread M8 thread L 10mm SS Qty 1 pcs DIN 933 / ISO 4017 for boiler		
<b>For models:</b>	A350, A500, A720, AT40, AT40DP, AT50, B100, B101, B101F, B101H, B102, B103, B103F, B201, B203, B301, B303, B303F, B40, B41, CF1000, CF101, CF103, CF11, CF1201A, CF1201A-BLACK, CF235, CF35, CF35-1, CF35-1DP, CF35DP, CF40-1, CF40-1DL, CF40-1DLDP, CF40-1DP, CF40-1E, CF40-1EDP, CF40DL, CF40DLDP, CF40E, CF40EDP, CF50, CF50A, CF50A400, CF50ADP, CF50ADP400, CF50DP, CF50DPPD, CF70PD, COMPACT-EXTRACTIBLE...(Other models you can see in the webshop)		






rotation plates

rotation plates



1

<b>GEV No.</b>	524189	<b>Ref. No.</b>	10454
<b>description</b>	rotation plate		
<b>For models:</b>	A500, B100, B101, B101H, B102, B103, B201, B203, DS101, DS103, DS11, DS13, DS201, DS203, DS21, DS23, DSF101, DSF103, DSF11, DSF13		



1

<b>GEV No.</b>	524194	<b>Ref. No.</b>	10455
<b>description</b>	rotation plate		
<b>For models:</b>	B301, B303, DS101, DS103, DS11, DS13, DS201, DS203, DS21, DS23, DSF101, DSF103, DSF11, DSF13		

rotation plate bearings



1

<b>GEV No.</b>	524191	<b>Ref. No.</b>	10406
<b>description</b>	bearing for rotation plate complete		
<b>For models:</b>	B100, B101, B101H, B102, B103, B201, B203, DS101, DS103, DS11, DS13, DS201, DS203, DS21, DS23		



1

<b>GEV No.</b>	524196	<b>Ref. No.</b>	10407
<b>description</b>	bearing for rotation plate complete		
<b>For models:</b>	B301, B303		

accessories



1

<b>GEV No.</b>	524248	<b>Ref. No.</b>	11310
<b>description</b>	bearing bolt		
<b>For models:</b>	B100, B101, B101H, B102, B103, B201, B203, DS101, DS103, DS11, DS13, DS201, DS203, DS21, DS23		



1

<b>GEV No.</b>	524193	<b>Ref. No.</b>	10462
<b>description</b>	bushing		
<b>For models:</b>	B100, B101, B101H, B102, B103, B201, B203, DS101, DS103, DS11, DS13, DS201, DS203, DS21, DS23		



1

<b>GEV No.</b>	524198	<b>Ref. No.</b>	10461
<b>description</b>	bushing		
<b>For models:</b>	A350, A500, B301, B303		



1

<b>GEV No.</b>	524190	<b>Ref. No.</b>	10509
<b>description</b>	gasket ø 20mm thickness 2mm		
<b>For models:</b>	B100, B101, B101H, B102, B103, B201, B203, CF1201A, DS101, DS103, DS11, DS13, DS201, DS203, DS21, DS23		



1

<b>GEV No.</b>	524195	<b>Ref. No.</b>	10510
<b>description</b>	gasket ø 20mm thickness 2mm		
<b>For models:</b>	B301, B303		




1

<b>GEV No.</b>	524247	<b>Ref. No.</b>	11308
<b>description</b>	holding pin		
<b>For models:</b>	B100, B102, DS101, DS103, DS11, DS13, DS201, DS203, DS21, DS23		



1

<b>GEV No.</b>	524192	<b>Ref. No.</b>	10456
<b>description</b>	threaded bushing		
<b>For models:</b>	A350, B100, B101, B101H, B102, B103, B201, B203, DS101, DS103, DS11, DS13, DS201, DS203, DS21, DS23, DS400, DS400DP, DS400DP-PD		



1

<b>GEV No.</b>	524197	<b>Ref. No.</b>	10457
<b>description</b>	threaded bushing		
<b>For models:</b>	B301, B303		

## softener cartridges

### softening columns



1

<b>GEV No.</b>	530000	<b>Ref. No.</b>	10444
<b>description</b>	softener 4-fold L 380mm W 180mm		
<b>For models:</b>	B100, B101, B101F, B101H, B201, B301, B40, CF101, CF11, CF50A, CF50A400, CF50ADP, CF50ADP400, DS101, DS11, DS201, DS21, DS412, DS412PD, DSF101, DSF11		

## housing and bezels

### trapdoors



1

<b>GEV No.</b>	524408	<b>Ref. No.</b>	15594
<b>description</b>	door		
<b>For models:</b>	DS412, DS412PD		

## hood mechanics for dishwashers

### bolts



1

<b>GEV No.</b>	524353	<b>Ref. No.</b>	10586
<b>description</b>	screw bolt for handle rod hood mechanics		
<b>For models:</b>	A1080, CF1000, CF1201A, DS1200, DS1200A, F1201A		

### spring holders



1

<b>GEV No.</b>	524354	<b>Ref. No.</b>	11525
<b>description</b>	spring holder hood mechanics		
<b>For models:</b>	CF1000, CF1201A, DS1200, DS1200A, DS2000, F1201A, F22T-JET-TECH		

### guide bars



1

<b>GEV No.</b>	524042	<b>Ref. No.</b>	15613
<b>description</b>	guide bar L 627mm for hood		
<b>For models:</b>	CF1000, CF1201A, CF1201A-BLACK, DS1200, DS1200A, F1201A		



hood handle supports			
1			
<b>GEV No.</b>	511961	<b>Ref. No.</b>	10578
<b>description</b>	hood handle support mounting pos. front L 37.5mm W 35.5mm H 16.5mm		
<b>For models:</b>	A1080		

1			
<b>GEV No.</b>	511960	<b>Ref. No.</b>	10577
<b>description</b>	hood handle support mounting pos. rear L 37.5mm W 35.5mm H 17mm		
<b>For models:</b>	A1080		

rollers			
1			
<b>GEV No.</b>	524352	<b>Ref. No.</b>	10567
<b>description</b>	roller for hood linkage		
<b>For models:</b>	CF1000, CF1201A, DS1200, DS1200A, F1201A		

miscellaneous			
1			
<b>GEV No.</b>	524350	<b>Ref. No.</b>	10572
<b>description</b>	connecting piece for handle rod hood mechanics		
<b>For models:</b>	A1080		

1			
<b>GEV No.</b>	524351	<b>Ref. No.</b>	15620
<b>description</b>	connecting piece for handle rod hood mechanics		
<b>For models:</b>	CF1000, CF1201A, DS1200, DS1200A, F1201A		

1			
<b>GEV No.</b>	524404	<b>Ref. No.</b>	11508
<b>description</b>	rubber pad		
<b>For models:</b>	DS2000, F22T-JET-TECH		

basket guides			
1			
<b>GEV No.</b>	524448	<b>Ref. No.</b>	15509
<b>description</b>	guide bar mounting pos. right L 410mm		
<b>For models:</b>	DS400, DS400DP, DS400DP-PD, DS412, DS412PD		

air traps			
1			
<b>GEV No.</b>	524174	<b>Ref. No.</b>	10528
<b>description</b>	air trap L 87mm ø 50mm		
<b>For models:</b>	A1080, A720, A900, AT40, AT40DP, B100, B101, B101F, B101H, B102, B103, B103F, B201, B203, B301, B303, B303F, B40, B41, CF1000, CF101, CF103, CF11, CF1201A, CF1201A-BLACK, CF235, CF35, CF35-1, CF35-1DP, CF35DP, CF40-1, CF40-1DL, CF40-1DLDP, CF40-1DP, CF40-1E, CF40-1EDP, CF40DL, CF40DLDP, CF40E, CF40EDP, CF50, CF50A, CF50A400, CF50ADP, CF50ADP400, CF50DP, CF50DPPD, CF70PD, COMPACT-EXTRACTIBLE, DL240...(Other models you can see in the webshop)		
<b>accessories for</b>	524174		
		<b>GEV No.</b>	510893
		<b>Ref. No.</b>	60050
	O-ring EPDM thickness 2.62mm ID ø 9.92mm Qty 1 pcs		
		<b>GEV No.</b>	524176
		<b>Ref. No.</b>	60212
	nut		

air trap accessories			
1			
<b>GEV No.</b>	524176	<b>Ref. No.</b>	60212
<b>description</b>	nut		
<b>For models:</b>	AT40, AT40DP, AT50, CF1000, CF1201A, CF1201A-BLACK, CF235, CF35, CF35-1, CF35-1DP, CF35DP, CF40-1, CF40-1DL, CF40-1DLDP, CF40-1DP, CF40-1E, CF40-1EDP, CF40DL, CF40DLDP, CF40E, CF40EDP, CF50, CF50A, CF50A400, CF50ADP, CF50ADP400, CF50DP, CF50DPPD, CF70PD, COMPACT-EXTRACTIBLE, DL240, DL240-1, DL240-1DP, DL240DP, DS101, DS103, DS11, DS1200, DS1200A, DS13, DS2000, DS201, DS203, DS21, DS23, DS412, DS412PD, DSF101, DSF103, DSF11...(Other models you can see in the webshop)		

## pipes



1

<b>GEV No.</b>	524229	<b>Ref. No.</b>	10306
<b>description</b>	pipe		
<b>For models:</b>	A1080, A500, A720, A900		



1

<b>GEV No.</b>	524230	<b>Ref. No.</b>	10311
<b>description</b>	pipe		
<b>For models:</b>	B100, B101, B101F, B101H, B103, B103F, CF101, CF103, CF11		



1

<b>GEV No.</b>	524231	<b>Ref. No.</b>	10314
<b>description</b>	pipe		
<b>For models:</b>	B100, B101, B101F, B101H, B103, B103F, CF101, CF103, CF11		



1

<b>GEV No.</b>	524232	<b>Ref. No.</b>	10327
<b>description</b>	pipe		
<b>For models:</b>	A350		

## backflow preventers

## backflow preventers



1

<b>GEV No.</b>	524188	<b>Ref. No.</b>	12135
<b>description</b>	backflow preventer connection 1/2" dishwasher hose ø 12mm		
<b>For models:</b>	DS2000, DS600DP-DVGW, DS600DPPD-DVGW, DS600-DVGW		

## door mechanics

## linkage



1

<b>GEV No.</b>	524340	<b>Ref. No.</b>	10225
<b>description</b>	actuator complete actuator		
<b>For models:</b>	B100, B101, B101H, B102, B103		



1

<b>GEV No.</b>	524341	<b>Ref. No.</b>	10227
<b>description</b>	actuator complete actuator		
<b>For models:</b>	B201, B203		



1

<b>GEV No.</b>	524342	<b>Ref. No.</b>	10228
<b>description</b>	actuator complete actuator		
<b>For models:</b>	B201, B203		



1

<b>GEV No.</b>	524430	<b>Ref. No.</b>	15021
<b>description</b>	door pin door pin		
<b>For models:</b>	CF50, CF50DP, CF50DPPD, CF70PD		


## threaded shafts





1


<b>GEV No.</b>	524432	<b>Ref. No.</b>	15023
<b>description</b>	threaded part nut		
<b>For models:</b>	CF50, CF50DP, CF50DPPD, CF70PD		

hinges			
			
1			
<b>GEV No.</b>	524297	<b>Ref. No.</b>	15562
<b>description</b>	door hinge door holder		
<b>For models:</b>	AT40, AT40DP, CF235, CF35, CF35-1, CF35-1DP, CF35DP, CF40-1, CF40-1DL, CF40-1DLDP, CF40-1DP, CF40-1E, CF40-1EDP, CF40DL, CF40DLDP, CF40E, CF40EDP, COMPACT-EXTRACTIBLE, DL240, DL240-1, DL240-1DP, DL240DP, DS101, DS103, DS11, DS13, DS201, DS203, DS21, DS23, DSF101, DSF103, DSF11, DSF13, PM50, PM50DP, PM50DPPB, PM50DPPD, PM50DPPDPB, PM50E, PM50PB, PM50PD, PM50PDPB, PMA50, PMA50DP, PMA50DPPB, PMA50DPPD, PMA50DPPDPB, PMA50PB, PMA50PD...(Other models you can see in the webshop)		


			
1			
<b>GEV No.</b>	524286	<b>Ref. No.</b>	10421
<b>description</b>	door hinge door holder mounting pos. left		
<b>For models:</b>	A350, A500, A720, AT50, B40, B41, CF50, CF50A, CF50A400, CF50ADP, CF50ADP400, CF50DP, CF50DPPD, CF70PD, DS400, DS400DP, DS400DP-PD, DS412, DS412PD, DS600, DS600DP, DS600DP-DVGW, DS600DP-PD, DS600DPPD-DVGW, DS600-DVGW		


			
1			
<b>GEV No.</b>	524287	<b>Ref. No.</b>	10598
<b>description</b>	door hinge door holder mounting pos. right		
<b>For models:</b>	A500, AT50, B40, B41, CF50, CF50A, CF50A400, CF50ADP, CF50ADP400, CF50DP, CF50DPPD, CF70PD, DS412, DS412PD		


hinge pins			
			
1			
<b>GEV No.</b>	524441	<b>Ref. No.</b>	10584
<b>description</b>	hinge pin		
<b>For models:</b>	A1080		


door seals			
			
1			
<b>GEV No.</b>	524419	<b>Ref. No.</b>	60018
<b>description</b>	door seal		
<b>For models:</b>	CF1201A-BLACK, CF235, CF35, CF35-1, CF35-1DP, CF35DP, CF40-1DL, CF40-1DLDP, CF40DL, CF40DLDP, CF50, CF50DP, CF50DPPD, CF70PD, DL240, DL240-1, DL240-1DP, DL240DP, DS101, DS103, DS11, DS13, DS201, DS203, DS21, DS23, DS400, DS400DP, DS400DP-PD, DS412, DS412PD, DS600, DS600DP, DS600DP-DVGW, DS600DP-PD, DS600DPPD-DVGW, DS600-DVGW, DSF101, DSF103, DSF11, DSF13, F22T-JET-TECH		


door bumpers			
			
1			
<b>GEV No.</b>	524436	<b>Ref. No.</b>	10478
<b>description</b>	door bumper left		
<b>For models:</b>	A350, A500, A720, CF101		


door shafts			
			
1			
<b>GEV No.</b>	524280	<b>Ref. No.</b>	10485
<b>description</b>	door shaft		
<b>For models:</b>	B100, B101, B101H, B102, B103, B201, B203, B301, B303		


			
1			
<b>GEV No.</b>	524281	<b>Ref. No.</b>	10486
<b>description</b>	door shaft		


			
1			
<b>GEV No.</b>	524282	<b>Ref. No.</b>	11498
<b>description</b>	door shaft		
<b>For models:</b>	CF101, CF103, CF11		

			
1			
<b>GEV No.</b>	524283	<b>Ref. No.</b>	11490
<b>description</b>	door shaft		
<b>For models:</b>	B303F		


1			
<b>GEV No.</b>	524288	<b>Ref. No.</b>	10608
<b>description</b>	door shaft		
<b>For models:</b>	B40, B41, DS412, DS412PD		


1			
<b>GEV No.</b>	524290	<b>Ref. No.</b>	10488
<b>description</b>	door shaft		
<b>For models:</b>	A350, A500, A720		



1			
<b>GEV No.</b>	524292	<b>Ref. No.</b>	15006
<b>description</b>	door shaft		
<b>For models:</b>	AT40, AT40DP, AT50, CF235, CF35, CF35-1, CF35-1DP, CF35DP, CF40-1, CF40-1DL, CF40-1DLDP, CF40-1DP, CF40-1E, CF40-1EDP, CF40DL, CF40DLDP, CF40E, CF40EDP, CF50, CF50A, CF50A400, CF50ADP, CF50ADP400, CF50DP, CF50DPPD, CF70PD, COMPACT-EXTRACTIBLE, DL240, DL240-1, DL240-1DP, DL240DP, DS101, DS103, DS11, DS13, DS201, DS203, DS21, DS23, DS400, DS400DP, DS400DP-PD, DSF101, DSF103, DSF11, DSF13, PM50, PM50DP, PM50DPPB, PM50DPPD... (Other models you can see in the webshop)		


1			
<b>GEV No.</b>	524293	<b>Ref. No.</b>	12042
<b>description</b>	door shaft		
<b>For models:</b>	DS600, DS600DP, DS600DP-DVGW, DS600DP-PD, DS600DPPD-DVGW, DS600-DVGW		

## locks


1			
<b>GEV No.</b>	524390	<b>Ref. No.</b>	10493
<b>description</b>	door catch		
<b>For models:</b>	A1080, A900, AT40, AT40DP, AT50, B100, B101, B101F, B101H, B102, B103, B103F, B201, B203, B301, B303, B303F, B40, B41, CF1000, CF101, CF103, CF11, CF1201A, CF235, CF35, CF35-1, CF35-1DP, CF35DP, CF40-1, CF40-1DL, CF40-1DLDP, CF40-1DP, CF40-1E, CF40-1EDP, CF40DL, CF40DLDP, CF40E, CF40EDP, CF50, CF50A, CF50A400, CF50ADP, CF50ADP400, CF50DP, CF50DPPD, CF70PD, COMPACT-EXTRACTIBLE, DL240, DL240-1... (Other models you can see in the webshop)		


1			
<b>GEV No.</b>	507011	<b>Ref. No.</b>	10414
<b>description</b>	door catch complete door locking catch		

1				
<b>GEV No.</b>	524325	<b>Ref. No.</b>	10515	
<b>description</b>	door catch door catch			
<b>For models:</b>	A350, A500, B40, B41			
<b>accessories for</b>	524325			
	<b>GEV No.</b>	524326	<b>Ref. No.</b>	10435
	nut nut			


1			
<b>GEV No.</b>	524327	<b>Ref. No.</b>	12054
<b>description</b>	door catch door catch body		
<b>For models:</b>	AT40, AT40DP, AT50, CF235, CF35, CF35-1, CF35-1DP, CF35DP, CF40-1, CF40-1DL, CF40-1DLDP, CF40-1DP, CF40-1E, CF40-1EDP, CF40DL, CF40DLDP, CF40E, CF40EDP, CF50, CF50A, CF50A400, CF50ADP, CF50ADP400, CF50DP, CF50DPPD, CF70PD, COMPACT-EXTRACTIBLE, DL240, DL240-1, DL240-1DP, DL240DP, DS101, DS103, DS11, DS13, DS201, DS203, DS21, DS23, DS400, DS400DP, DS400DP-PD, DS600, DS600DP, DS600DP-DVGW, DS600DP-PD, DS600DPPD-DVGW, DS600-DVGW, DSF101, DSF103... (Other models you can see in the webshop)		

## miscellaneous







1			
<b>GEV No.</b>	524347	<b>Ref. No.</b>	10489
<b>description</b>	actuator actuator		
<b>For models:</b>	B40, B41, CF235, CF35, CF35-1, CF35-1DP, CF35DP, CF40-1DL, CF40-1DLDP, CF40DL, CF40DLDP, CF50, CF50A, CF50A400, CF50ADP, CF50ADP400, CF50DP, CF50DPPD, CF70PD, COMPACT-EXTRACTIBLE, DL240, DL240-1, DL240-1DP, DL240DP, DS101, DS103, DS11, DS13, DS201, DS203, DS21, DS23, DS412, DS412PD, DS600, DS600DP, DS600DP-DVGW, DS600DP-PD, DS600DPPD-DVGW, DS600-DVGW, DSF101, DSF103, DSF11, DSF13, PM50, PM50DP, PM50DPPB, PM50DPPD, PM50DPPDP, PM50PB... (Other models you can see in the webshop)		


1			
<b>GEV No.</b>	524321	<b>Ref. No.</b>	60255
<b>description</b>	ball		
<b>For models:</b>	B100, B101, B101F, B101H, B102, B103, B103F, B201, B203, B301, B303, B303F, CF101, CF103, CF11, HOME12		





			
1			
<b>GEV No.</b>	524346	<b>Ref. No.</b>	60258
<b>description</b>	ball nylon gasket		
<b>For models:</b>	A720, B40, B41, CF235, CF35, CF35-1, CF35-1DP, CF35DP, CF40-1DL, CF40-1DLDP, CF40DL, CF40DLDP, CF50, CF50A, CF50A400, CF50ADP, CF50ADP400, CF50DP, CF50DPPD, CF70PD, COMPACT-EXTRACTIBLE, DL240, DL240-1, DL240-1DP, DL240DP, DS101, DS103, DS11, DS13, DS201, DS203, DS21, DS23, DS412, DS412PD, DS600, DS600DP, DS600DP-DVGW, DS600DP-PD, DS600DPPD-DVGW, DS600-DVGW, DSF101, DSF103, DSF11, DSF13, PM50, PM50DP, PM50DPPB, PM50DPPD, PM50DPPPB...(Other models you can see in the webshop)		


			
1			
<b>GEV No.</b>	524344	<b>Ref. No.</b>	10415
<b>description</b>	bush		
<b>For models:</b>	A500, A720, B40, B41, CF235, CF35, CF35-1, CF35-1DP, CF35DP, CF40-1DL, CF40-1DLDP, CF40DL, CF40DLDP, CF50, CF50A, CF50A400, CF50ADP, CF50ADP400, CF50DP, CF50DPPD, CF70PD, COMPACT-EXTRACTIBLE, DL240, DL240-1, DL240-1DP, DL240DP, DS101, DS103, DS11, DS13, DS201, DS203, DS21, DS23, DS400, DS400DP, DS400DP-PD, DS412, DS412PD, DS600, DS600DP, DS600DP-DVGW, DS600DP-PD, DS600DPPD-DVGW, DS600-DVGW, DSF101, DSF103, DSF11, DSF13, PM50...(Other models you can see in the webshop)		


<b>accessories for</b> 524344			
			
<b>GEV No.</b>	524326	<b>Ref. No.</b>	10435
<b>description</b>	nut nut		
			
<b>GEV No.</b>	524345	<b>Ref. No.</b>	60012
<b>description</b>	gasket FIBER ED ø 18.5mm ID ø 13mm H 1mm gasket		
			
<b>GEV No.</b>	524346	<b>Ref. No.</b>	60258
<b>description</b>	ball nylon gasket		
			
<b>GEV No.</b>	524347	<b>Ref. No.</b>	10489
<b>description</b>	actuator actuator		
			
<b>GEV No.</b>	524348	<b>Ref. No.</b>	10470
<b>description</b>	compression spring compression spring		
			
<b>GEV No.</b>	524349	<b>Ref. No.</b>	10458
<b>description</b>	nut for groove nut bush		

			
1			
<b>GEV No.</b>	524320	<b>Ref. No.</b>	10414
<b>description</b>	bush bush		
<b>For models:</b>	B100, B101F, B101H, B102, B103, B103F, B303F, CF101, CF103, CF11, HOME12		

			
1			
<b>GEV No.</b>	524330	<b>Ref. No.</b>	12051
<b>description</b>	bush bush		
<b>For models:</b>	AT40, AT40DP, AT50, CF235, CF35, CF35-1, CF35-1DP, CF35DP, CF40-1, CF40-1DL, CF40-1DLDP, CF40-1DP, CF40-1E, CF40-1EDP, CF40DL, CF40DLDP, CF40E, CF40EDP, CF50, CF50A, CF50A400, CF50ADP, CF50ADP400, CF50DP, CF50DPPD, CF70PD, COMPACT-EXTRACTIBLE, DL240, DL240-1, DL240-1DP, DL240DP, DS101, DS103, DS11, DS13, DS201, DS203, DS21, DS23, DS400, DS400DP, DS400DP-PD, DS412, DS412PD, DS600, DS600DP, DS600DP-DVGW, DS600DP-PD, DS600DPPD-DVGW, DS600-DVGW...(Other models you can see in the webshop)		

			
1			
<b>GEV No.</b>	524348	<b>Ref. No.</b>	10470
<b>description</b>	compression spring compression spring		
<b>For models:</b>	A350, A500, A720, B40, B41, CF235, CF35, CF35-1, CF35-1DP, CF35DP, CF40-1DL, CF40-1DLDP, CF40DL, CF40DLDP, CF50, CF50A, CF50A400, CF50ADP, CF50ADP400, CF50DP, CF50DPPD, CF70PD, COMPACT-EXTRACTIBLE, DL240, DL240-1, DL240-1DP, DL240DP, DS101, DS103, DS11, DS13, DS201, DS203, DS21, DS23, DS400, DS400DP, DS400DP-PD, DS412, DS412PD, DS600, DS600DP, DS600DP-DVGW, DS600DP-PD, DS600DPPD-DVGW, DS600-DVGW, DSF101, DSF103, DSF11, DSF13...(Other models you can see in the webshop)		

			
1			
<b>GEV No.</b>	524332	<b>Ref. No.</b>	12049
<b>description</b>	counterpart door catch catch		
<b>For models:</b>	AT40, AT40DP, AT50, CF235, CF35, CF35-1, CF35-1DP, CF35DP, CF40-1, CF40-1DL, CF40-1DLDP, CF40-1DP, CF40-1E, CF40-1EDP, CF40DL, CF40DLDP, CF40E, CF40EDP, CF50, CF50A, CF50A400, CF50ADP, CF50ADP400, CF50DP, CF50DPPD, CF70PD, COMPACT-EXTRACTIBLE, DL240, DL240-1, DL240-1DP, DL240DP, DS101, DS103, DS11, DS13, DS201, DS203, DS21, DS23, DS412, DS412PD, DSF101, DSF103, DSF11, DSF13, PM50, PM50DP, PM50DPPB, PM50DPPD, PM50DPPPB...(Other models you can see in the webshop)		

			
1			
<b>GEV No.</b>	524431	<b>Ref. No.</b>	15022
<b>description</b>	disc PTFE H 4.2mm L 23mm W 16mm sliding plate		
<b>For models:</b>	CF50, CF50DP, CF50DPPD, CF70PD		



1

<b>GEV No.</b>	524331	<b>Ref. No.</b>	12050
<b>description</b>	door catch closer		
<b>For models:</b>	AT40, AT40DP, AT50, CF235, CF35, CF35-1, CF35-1DP, CF35DP, CF40-1, CF40-1DL, CF40-1DLDP, CF40-1DP, CF40-1E, CF40-1EDP, CF40DL, CF40DLDP, CF40E, CF40EDP, CF50, CF50A, CF50A400, CF50ADP, CF50ADP400, CF50DP, CF50DPPD, CF70PD, COMPACT-EXTRACTIBLE, DL240, DL240-1, DL240-1DP, DL240DP, DS101, DS103, DS11, DS13, DS201, DS203, DS21, DS23, DS400, DS400DP, DS400DP-PD, DS412, DS412PD, DS600, DS600DP, DS600DP-DVGW, DS600DP-PD, DS600DPPD-DVGW, DS600-DVGW...(Other models you can see in the webshop)		



2

<b>GEV No.</b>	524345	<b>Ref. No.</b>	60012
<b>description</b>	gasket FIBER ED ø 18.5mm ID ø 13mm H 1mm gasket		
<b>For models:</b>	A350, A500, A720, AT40, AT40DP, B101F, B103F, B303F, B40, B41, CF101, CF103, CF11, CF235, CF35, CF35-1, CF35-1DP, CF35DP, CF40-1, CF40-1DL, CF40-1DLDP, CF40-1DP, CF40-1E, CF40-1EDP, CF40DL, CF40DLDP, CF40E, CF40EDP, CF50, CF50A, CF50A400, CF50ADP, CF50ADP400, CF50DP, CF50DPPD, COMPACT-EXTRACTIBLE, DL240, DL240-1, DL240-1DP, DL240DP, DS101, DS103, DS11, DS13, DS201, DS203, DS21, DS23, DS400, DS400DP...(Other models you can see in the webshop)		



1

<b>GEV No.</b>	524349	<b>Ref. No.</b>	10458
<b>description</b>	nut for groove nut bush		
<b>For models:</b>	A720, B40, B41, CF235, CF35, CF35-1, CF35-1DP, CF35DP, CF40-1DL, CF40-1DLDP, CF40DL, CF40DLDP, CF50, CF50A, CF50A400, CF50ADP, CF50ADP400, CF50DP, CF50DPPD, CF70PD, COMPACT-EXTRACTIBLE, DL240, DL240-1, DL240-1DP, DL240DP, DS412, DS412PD, DS600, DS600DP, DS600DP-DVGW, DS600DP-PD, DS600DPPD-DVGW, DS600-DVGW, PM50, PM50DP, PM50DPPB, PM50DPPD, PM50DPPDPB, PM50PB, PM50PD, PM50PDPB, PMA50, PMA50DP, PMA50DPPB, PMA50DPPD, PMA50DPPDPB, PMA50PB, PMA50PD, PMA50PDPB		



1

<b>GEV No.</b>	524324	<b>Ref. No.</b>	10423
<b>description</b>	nut nut		
<b>For models:</b>	B100, B101, B101F, B101H, B102, B103, B103F, B201, B203, B301, B303, B303F, CF101, CF103, CF11		



1

<b>GEV No.</b>	524326	<b>Ref. No.</b>	10435
<b>description</b>	nut nut		
<b>For models:</b>	A350, A500, A720, AT40, AT40DP, B101F, B103F, B303F, B40, B41, CF101, CF103, CF11, CF235, CF35, CF35-1, CF35-1DP, CF35DP, CF40-1, CF40-1DL, CF40-1DLDP, CF40-1DP, CF40-1E, CF40-1EDP, CF40DL, CF40DLDP, CF40E, CF40EDP, CF50, CF50A, CF50A400, CF50ADP, CF50ADP400, CF50DP, CF50DPPD, CF70PD, COMPACT-EXTRACTIBLE, DL240, DL240-1, DL240-1DP, DL240DP, DS101, DS103, DS11, DS13, DS201, DS203, DS21, DS23, DS400...(Other models you can see in the webshop)		



1

<b>GEV No.</b>	524388	<b>Ref. No.</b>	10479 10481
<b>description</b>	rubber pad ø 7mm ED ø 12mm ID ø 9mm H 9.5mm		
<b>For models:</b>	A500, A720, A900, AT40, AT40DP, AT50, B40, B41, CF1000, CF1201A, CF1201A-BLACK, CF235, CF35, CF35-1, CF35-1DP, CF35DP, CF40-1, CF40-1DL, CF40-1DLDP, CF40-1DP, CF40-1E, CF40-1EDP, CF40DL, CF40DLDP, CF40E, CF40EDP, CF50, CF50A, CF50A400, CF50ADP, CF50ADP400, CF50DP, CF50DPPD, CF70PD, COMPACT-EXTRACTIBLE, DL240, DL240-1, DL240-1DP, DL240DP, DS101, DS103, DS11, DS1200, DS1200A, DS13, DS201, DS203, DS21, DS23, DS400...(Other models you can see in the webshop)		



1


<b>GEV No.</b>	524304	<b>Ref. No.</b>	10521
<b>description</b>	side panel		
<b>For models:</b>	B100, B101, B101H, B102, B103, B201, B203, B301, B303		





1

<b>GEV No.</b>	524291	<b>Ref. No.</b>	10438
<b>description</b>	spacer piece		
<b>For models:</b>	A350, A500, CF235, CF70PD, COMPACT-EXTRACTIBLE, DS101, DS103, DS11, DS13, DS201, DS203, DS21, DS23, DSF101, DSF103, DSF11, DSF13		




 <p>Image not available</p>			
1			
<b>GEV No.</b>	524294	<b>Ref. No.</b>	12047
<b>description</b>	spacer piece		
<b>For models:</b>	DS600, DS600DP, DS600DP-DVGW, DS600DP-PD, DS600DPPD-DVGW, DS600-DVGW		


			
2			
<b>GEV No.</b>	524298	<b>Ref. No.</b>	11353
<b>description</b>	spacer piece		
<b>For models:</b>	B101F, B103F, HOME12		


			
1			
<b>GEV No.</b>	524328	<b>Ref. No.</b>	12053
<b>description</b>	spacer piece spacer		
<b>For models:</b>	AT40, AT40DP, AT50, CF235, CF35, CF35-1, CF35-1DP, CF35DP, CF40-1, CF40-1DL, CF40-1DLDP, CF40-1DP, CF40-1E, CF40-1EDP, CF40DL, CF40DLDP, CF40E, CF40EDP, CF50, CF50A, CF50A400, CF50ADP, CF50ADP400, CF50DP, CF50DPPD, COMPACT-EXTRACTIBLE, DL240, DL240-1, DL240-1DP, DL240DP, DS101, DS103, DS11, DS13, DS201, DS203, DS21, DS23, DSF101, DSF103, DSF11, DSF13, PM50, PM50DP, PM50DPPB, PM50DPPD, PM50DPPDPB, PM50E, PM50PB, PM50PD... (Other models you can see in the webshop)		


			
1			
<b>GEV No.</b>	524285	<b>Ref. No.</b>	10439
<b>description</b>	spacer ring		
<b>For models:</b>	B100, B101, B101H, B102, B103, B201, B203, B301, B303, B303F, CF101, CF103, CF11, DS600, DS600DP, DS600DP-DVGW, DS600DP-PD, DS600DPPD-DVGW, DS600-DVGW		


			
1			
<b>GEV No.</b>	524289	<b>Ref. No.</b>	10609
<b>description</b>	spacer ring		
<b>For models:</b>	AT50, B40, B41, CF50, CF50A, CF50A400, CF50ADP, CF50ADP400, CF50DP, CF50DPPD, CF70PD, COMPACT-EXTRACTIBLE		


<p>screw connections</p>			
			
1			
<b>GEV No.</b>	512074	<b>Ref. No.</b>	12072
<b>description</b>	nut thread 1/2" H 7mm WS 27 plastic Qty 1 pcs		
<b>For models:</b>	CF50, CF50DP, CF50DPPD, CF70PD, DS2000, DS400, DS400DP, DS400DP-PD, DS412, DS412PD, DS600, DS600DP, DS600DP-DVGW, DS600DP-PD, DS600DPPD-DVGW, DS600-DVGW		

<p>washing and rinsing systems</p>			
			
1			
<b>GEV No.</b>	524088	<b>Ref. No.</b>	11907
<b>description</b>	bush for wash arm		
<b>For models:</b>	B303F		

			
1			
<b>GEV No.</b>	524406	<b>Ref. No.</b>	11909
<b>description</b>	bush for wash arm		

			
1			
<b>GEV No.</b>	524090	<b>Ref. No.</b>	10512
<b>description</b>	disc ID ø 13.1mm ED ø 18.1mm thickness 2mm		
<b>For models:</b>	A1080, A350, A500, A720, A900, B303F, CF1000, CF1201A, CF1201A-BLACK, DS1200, DS1200A, DS2000, F1201A, F22T-JET-TECH		

			
1			
<b>GEV No.</b>	524300	<b>Ref. No.</b>	10352
<b>description</b>	double nipple		
<b>For models:</b>	A1080, A350, A500, A720, A900		



1

<b>GEV No.</b>	524116	<b>Ref. No.</b>	10580
<b>description</b>	gasket		
<b>For models:</b>	A1080, A900, B40, B41		



1

<b>GEV No.</b>	524894	<b>Ref. No.</b>	60013
<b>description</b>	gasket for wash pipe conical $\varnothing$ 30mm ID $\varnothing$ 25mm		
<b>For models:</b>	B40, B41		



1

<b>GEV No.</b>	524186	<b>Ref. No.</b>	12040
<b>description</b>	manifold 4-way hose $\varnothing$ 12-12-12-12mm SS		
<b>For models:</b>	AT40, AT40DP, AT50, CF235, CF35, CF35-1, CF35-1DP, CF35DP, CF40-1, CF40-1DL, CF40-1DLDP, CF40-1DP, CF40-1E, CF40-1EDP, CF40E, CF40EDP, CF50, CF50A, CF50A400, CF50ADP, CF50ADP400, CF50DP, CF50DPPD, CF70PD, COMPACT-EXTRACTIBLE, DL240-1, DL240-1DP, DS400, DS400DP, DS400DP-PD, DS412, DS412PD, DS600, DS600DP, DS600DP-DVGW, DS600DP-PD, DS600DPPD-DVGW, DS600-DVGW, PM50, PM50DP, PM50DPPB, PM50DPPD, PM50DPPDPB, PM50E, PM50PB, PM50PD, PM50PDPB, PMA50, PMA50DP, PMA50DPPB... (Other models you can see in the webshop)		



1

<b>GEV No.</b>	524385	<b>Ref. No.</b>	10427
<b>description</b>	nut		
<b>For models:</b>	B100, B101, B101F, B101H, B102, B103, B103F, B201, B203, B301, B303, B303F, CF101, CF103, CF11, DS101, DS103, DS11, DS13, DS201, DS203, DS21, DS23, DSF101, DSF103, DSF11, DSF13		



1

<b>GEV No.</b>	524396	<b>Ref. No.</b>	11305
<b>description</b>	nut		
<b>For models:</b>	B40, B41		



1

<b>GEV No.</b>	524395	<b>Ref. No.</b>	10560
<b>description</b>	olive		
<b>For models:</b>	A350, B100, B101, B101F, B101H, B102, B103, B103F, B201, B203, B301, B303, B303F, CF101, CF103, CF11, DS101, DS103, DS11, DS13, DS201, DS203, DS21, DS23, DSF101, DSF103, DSF11, DSF13		



1

<b>GEV No.</b>	524020	<b>Ref. No.</b>	10236
<b>description</b>	rinse pipe		
<b>For models:</b>	B40, B41		



1

<b>GEV No.</b>	524299	<b>Ref. No.</b>	10241
<b>description</b>	rinse pipe		
<b>For models:</b>	A350, A500		



1


<b>GEV No.</b>	524668	<b>Ref. No.</b>	12055
<b>description</b>	screw for wash arm support thread M6		
<b>For models:</b>	AT40, AT40DP, AT50, CF1000, CF1201A, CF1201A-BLACK, CF235, CF35, CF35-1, CF35-1DP, CF35DP, CF40-1, CF40-1DL, CF40-1DLDP, CF40-1DP, CF40-1E, CF40-1EDP, CF40DL, CF40DLDP, CF40E, CF40EDP, CF50, CF50A, CF50A400, CF50ADP, CF50ADP400, CF50DP, CF50DPPD, CF70PD, COMPACT-EXTRACTIBLE, DL240, DL240-1, DL240-1DP, DL240DP, DS1200, DS1200A, DS2000, DS400, DS400DP, DS400DP-PD, DS412, DS412PD, DS600, DS600DP, DS600DP-DVGW, DS600DP-PD, DS600DPPD-DVGW, DS600-DVGW, F1201A, F22T-JET-TECH... (Other models you can see in the webshop)		





1


<b>GEV No.</b>	520706	<b>Ref. No.</b>	11336
<b>description</b>	screw cap thread 1/4" WS 17		



			
1			
<b>GEV No.</b>	524180	<b>Ref. No.</b>	10553
<b>description</b>	screw connection thread M10x1 ø 6mm		
<b>For models:</b>	A1080, A500, A720, A900, B100, B101, B101F, B101H, B102, B103, B103F, B201, B203, B301, B303, B303F, B40, B41, CF101, CF103, CF11, DS101, DS103, DS11, DS13, DS201, DS203, DS21, DS23, DSF101, DSF103, DSF11, DSF13		


			
1			
<b>GEV No.</b>	524394	<b>Ref. No.</b>	10559
<b>description</b>	screw connection thread M12 ø 8mm		
<b>For models:</b>	A350, B100, B101, B101F, B101H, B103, B103F, B201, B203, B301, B303, B303F, B40, B41, CF101, CF103, DS101, DS103, DS11, DS13, DS201, DS203, DS21, DS23, DSF101, DSF103, DSF11, DSF13		


			
1			
<b>GEV No.</b>	524403	<b>Ref. No.</b>	11407
<b>description</b>	wash pipe		
<b>For models:</b>	B101F, B103F		


			
1			
<b>GEV No.</b>	524021	<b>Ref. No.</b>	10243
<b>description</b>	wash pipe mounting pos. upper/lower		
<b>For models:</b>	B100, B101, B101H, B102, B103, B201, B203, B301, B303F, DS101, DS103, DS11, DS13, DS201, DS203, DS21, DS23		

washing and rinsing systems (sorted by producer)


ADLER


			
1			
<b>GEV No.</b>	524081	<b>Ref. No.</b>	11351
<b>description</b>	bush for rinse arm		
<b>For models:</b>	A1080, A350, A720, A900, AT40, AT40DP, AT50, B303F, CF1000, CF101, CF1201A, CF1201A-BLACK, CF235, CF35, CF35-1, CF35-1DP, CF35DP, CF40-1, CF40-1DL, CF40-1DLDP, CF40-1DP, CF40-1E, CF40-1EDP, CF40DL, CF40DLDP, CF40E, CF40EDP, CF50, CF50A, CF50A400, CF50ADP, CF50ADP400, CF50DP, CF50DPPD, CF70PD, COMPACT-EXTRACTIBLE, DL240, DL240-1, DL240-1DP, DL240DP, DS1200, DS1200A, DS2000, DS400, DS400DP, DS400DP-PD, DS412, DS412PD, DS600, DS600DP, DS600DP-DVGW, DS600DP-PD, DS600DPPD-DVGW, DS600DPPD, F1201A, F22T-JET-TECH, PM50, PM50DP, PM50DPPB, PM50DPPD, PM50DPPDPB...(Other models you can see in the webshop)		


			
1			
<b>GEV No.</b>	524084	<b>Ref. No.</b>	11350
<b>description</b>	bush for wash arm		
<b>For models:</b>	B101F, B103F, B40, B41		


			
1			
<b>GEV No.</b>	524062	<b>Ref. No.</b>	12013
<b>description</b>	end cap for rinse arm		
<b>For models:</b>	AT40, AT40DP, CF1000, CF1201A, CF1201A-BLACK, CF235, CF35, CF35-1, CF35-1DP, CF35DP, CF40-1, CF40-1DL, CF40-1DLDP, CF40-1DP, CF40-1E, CF40-1EDP, CF40DL, CF40DLDP, CF40E, CF40EDP, CF50, CF50A, CF50A400, CF50ADP, CF50ADP400, CF50DP, CF50DPPD, CF70PD, COMPACT-EXTRACTIBLE, DL240, DL240-1, DL240-1DP, DL240DP, DS1200, DS1200A, DS400, DS400DP, DS400DP-PD, DS412, DS412PD, DS600DP-DVGW, DS600DPPD-DVGW, DS600-DVGW, F1201A, F22T-JET-TECH, PM50, PM50DP, PM50DPPB, PM50DPPD, PM50DPPDPB...(Other models you can see in the webshop)		


			
1			
<b>GEV No.</b>	524057	<b>Ref. No.</b>	12010
<b>description</b>	end cap for wash arm		
<b>For models:</b>	AT40, AT40DP, CF1000, CF1201A, CF1201A-BLACK, CF235, CF35, CF35-1, CF35-1DP, CF35DP, CF40-1, CF40-1DL, CF40-1DLDP, CF40-1DP, CF40-1E, CF40-1EDP, CF40DL, CF40DLDP, CF40E, CF40EDP, CF50, CF50A, CF50A400, CF50ADP, CF50ADP400, CF50DP, CF50DPPD, CF70PD, COMPACT-EXTRACTIBLE, DL240, DL240-1, DL240-1DP, DL240DP, DS1200, DS1200A, DS400, DS400DP, DS400DP-PD, DS412, DS412PD, DS600, DS600DP, DS600DP-DVGW, DS600DP-PD, DS600DPPD-DVGW, DS600-DVGW, F1201A, F22T-JET-TECH, PM50, PM50DP, PM50DPPB, PM50DPPD, PM50DPPDPB...(Other models you can see in the webshop)		

			
1			
<b>GEV No.</b>	524068	<b>Ref. No.</b>	10579
<b>description</b>	end cap for wash arm		
<b>For models:</b>	A1080, A900, DS2000		

			
1			
<b>GEV No.</b>	524053	<b>Ref. No.</b>	60002
<b>description</b>	flat gasket rubber D1 ø 18mm D2 ø 13mm thickness 1mm for nozzle Qty 1 pcs		
<b>For models:</b>	B100, B101, B101H, B102, B103, B201, B203, B301, B303, DS101, DS103, DS11, DS13, DS201, DS203, DS21, DS23		

			
1			
<b>GEV No.</b>	524054	<b>Ref. No.</b>	60004
<b>description</b>	gasket PTFE ED ø 15mm ID ø 10mm thickness 2mm Qty 1 pcs		
<b>For models:</b>	A1080, A350, A500, A720, A900, AT40, AT40DP, AT50, B100, B101, B101F, B101H, B102, B103, B103F, B201, B203, B301, B303, B303F, B40, B41, CF1000, CF101, CF103, CF11, CF1201A, CF1201A-BLACK, CF235, CF35, CF35-1, CF35-1DP, CF35DP, CF40-1, CF40-1DL, CF40-1DLDP, CF40-1DP, CF40-1E, CF40-1EDP, CF40DL, CF40DLDP, CF40E, CF40EDP, CF50, CF50A, CF50A400, CF50ADP, CF50ADP400, CF50DP, CF50D-PPD...(Other models you can see in the webshop)		



			
1			
<b>GEV No.</b>	524087	<b>Ref. No.</b>	10459
<b>description</b>	knurled nut thread M10x1.5 ø 30mm H 10mm for rinse arm plastic		
<b>For models:</b>	A1080, A350, A500, A720, A900, B303F, DS2000		


			
1			
<b>GEV No.</b>	524095	<b>Ref. No.</b>	12020
<b>description</b>	knurled nut thread M8 ø 24mm H 6mm SS		
<b>For models:</b>	AT40, AT40DP, AT50, CF1000, CF1201A, CF1201A-BLACK, CF235, CF35, CF35-1, CF35-1DP, CF35DP, CF40-1, CF40-1DL, CF40-1DLDP, CF40-1DP, CF40-1E, CF40-1EDP, CF40DL, CF40DLDP, CF40E, CF40EDP, CF50, CF50A, CF50A400, CF50ADP, CF50ADP400, CF50DP, CF50D-PPD, CF70PD, COMPACT-EXTRACTIBLE, DL240, DL240-1, DL240-1DP, DL240DP, DS1200, DS1200A, DS400, DS400DP, DS400DP-PD, DS412, DS412PD, DS600, DS600DP, DS600DP-DVGW, DS600DP-PD, DS600D-PPD-DVGW, DS600-DVGW, F1201A, F22T-JET-TECH, PM50...(Other models you can see in the webshop)		

			
1			
<b>GEV No.</b>	361304	<b>Ref. No.</b>	60073
<b>description</b>	O-ring EPDM ID ø 11.11mm thickness 1.78mm Qty 1 pcs for type DIB3E/DIB5E		
<b>For models:</b>	AT40, AT40DP, CF1000, CF1201A, CF1201A-BLACK, CF235, CF35, CF35-1, CF35-1DP, CF35DP, CF40-1, CF40-1DL, CF40-1DLDP, CF40-1DP, CF40-1E, CF40-1EDP, CF40DL, CF40DLDP, CF40E, CF40EDP, CF50, CF50A, CF50A400, CF50ADP, CF50ADP400, CF50DP, CF50DPPD, CF70PD, COMPACT-EXTRACTIBLE, DL240, DL240-1, DL240-1DP, DL240DP, DS1200, DS1200A, DS400, DS400DP, DS400DP-PD, DS412, DS412PD, DS600, DS600DP, DS600DP-DVGW, DS600DP-PD, DS600D-PPD-DVGW, DS600-DVGW, F1201A, F22T-JET-TECH, PM50, PMS0DP...(Other models you can see in the webshop)		


			
1			
<b>GEV No.</b>	529545	<b>Ref. No.</b>	60060
<b>description</b>	O-ring EPDM thickness 1.78mm ID ø 10.82mm Qty 1 pcs		
<b>For models:</b>	A1080, A350, A900, AT40, AT40DP, B100, B101, B101H, B102, B103, B201, B203, B301, B303, CF1000, CF1201A, CF1201A-BLACK, CF235, CF35, CF35-1, CF35-1DP, CF35DP, CF40-1, CF40-1DL, CF40-1DLDP, CF40-1DP, CF40-1E, CF40-1EDP, CF40DL, CF40DLDP, CF40E, CF40EDP, CF50, CF50A, CF50A400, CF50ADP, CF50ADP400, CF50DP, CF50D-PPD, CF70PD, COMPACT-EXTRACTIBLE, DL240, DL240-1, DL240-1DP, DL240DP, DS1200, DS1200A, DS400, DS400DP, DS400DP-PD...(Other models you can see in the webshop)		


			
1			
<b>GEV No.</b>	528243	<b>Ref. No.</b>	60071
<b>description</b>	O-ring EPDM thickness 1.78mm ID ø 15.6mm Qty 1 pcs		
<b>For models:</b>	AT40, AT40DP, CF1000, CF1201A, CF1201A-BLACK, CF235, CF35, CF35-1, CF35-1DP, CF35DP, CF40-1, CF40-1DL, CF40-1DLDP, CF40-1DP, CF40-1E, CF40-1EDP, CF40DL, CF40DLDP, CF40E, CF40EDP, CF50, CF50A, CF50A400, CF50ADP, CF50ADP400, CF50DP, CF50DPPD, CF70PD, COMPACT-EXTRACTIBLE, DL240, DL240-1, DL240-1DP, DL240DP, DS1200, DS1200A, DS400, DS400DP, DS400DP-PD, DS412, DS412PD, DS600, DS600DP, DS600DP-DVGW, DS600DP-PD, DS600D-PPD-DVGW, DS600-DVGW, F1201A, F22T-JET-TECH, PM50, PM50DP...(Other models you can see in the webshop)		

			
1			
<b>GEV No.</b>	524018	<b>Ref. No.</b>	10208
<b>description</b>	rinse arm L 165mm H 415mm nozzles 5		
<b>For models:</b>	B100, B101, B101H, B102, B103		
<b>accessories for</b>	524018		
	<b>GEV No.</b>	524051	<b>Ref. No.</b>
			10381 11362
	rinse jet		






1

<b>GEV No.</b>	524008	<b>Ref. No.</b>	10206
<b>description</b>	rinse arm L 195mm H 430mm nozzles 5		
<b>For models:</b>	B201, B203, DS201, DS203, DS21, DS23		
<b>accessories for</b>	524008		
	<b>GEV No.</b>	524051	<b>Ref. No.</b> 10381 11362
	rinse jet		




1

<b>GEV No.</b>	524007	<b>Ref. No.</b>	10205
<b>description</b>	rinse arm L 205mm H 380mm nozzles 5		
<b>For models:</b>	B100, B101, B101H, B102, B103, DS101, DS103, DS11, DS13		
<b>accessories for</b>	524007		
	<b>GEV No.</b>	524051	<b>Ref. No.</b> 10381 11362
	rinse jet		




1

<b>GEV No.</b>	524009	<b>Ref. No.</b>	10207
<b>description</b>	rinse arm L 250mm H 445mm nozzles 6		
<b>For models:</b>	B301, B303		
<b>accessories for</b>	524009		
	<b>GEV No.</b>	524051	<b>Ref. No.</b> 10381 11362
	rinse jet		



1

<b>GEV No.</b>	524265	<b>Ref. No.</b>	11915
<b>description</b>	rinse arm L 310mm nozzles 4 mounting ø 12mm W 26mm without nozzles		
<b>For models:</b>	CF101, CF103, CF11, DSF101, DSF103, DSF11, DSF13		
<b>accessories for</b>	524265		
	<b>GEV No.</b>	510774	<b>Ref. No.</b> 10603
	rinse jet ø 8mm H 18mm thread M10x0.75 WS 10		




1

<b>GEV No.</b>	524253	<b>Ref. No.</b>	10255
<b>description</b>	rinse arm L 470mm H 215mm nozzles 10		
<b>For models:</b>	A350, A500, A720		




1



<b>GEV No.</b>	524447	<b>Ref. No.</b>	10262
<b>description</b>	rinse arm L 485mm nozzles 6 mounting ø 12mm		
<b>For models:</b>	A1080, A350, A500, A720, A900		


			
1			
<b>GEV No.</b>	524101	<b>Ref. No.</b>	12012
<b>description</b>	rinse arm mounting pos. depending on model L 215mm mounting ø 17.5mm nozzles 3 stationary in mod. CF235		
<b>For models:</b>	CF1000, CF1201A, CF1201A-BLACK, CF235, CF35, CF35-1, CF35-1DP, CF35DP, CF50, CF50A, CF50A400, CF50ADP, CF50ADP400, CF50DP, CF50DPPD, CF70PD, COMPACT-EXTRACTIBLE, DS1200, DS1200A, DS600, DS600DP, DS600DP-DVGW, DS600DP-PD, DS600DPPD-DVGW, DS600DP-DVGW, F1201A, F22T-JET-TECH, PM50, PM50DP, PM50DPPB, PM50DPPD, PM50DPPDPB, PM50E, PM50PB, PM50PD, PM50PDPB, PMA50, PMA50DP, PMA50DPPB, PMA50DPPD, PMA50DPPDPB, PMA50PB, PMA50PD, PMA50PDPB		


			
1			
<b>GEV No.</b>	524100	<b>Ref. No.</b>	12011
<b>description</b>	rinse arm mounting pos. left L 215mm mounting ø 17.5mm nozzles 3		
<b>For models:</b>	CF1000, CF1201A, CF1201A-BLACK, CF235, CF35, CF35-1, CF35-1DP, CF35DP, CF50, CF50A, CF50A400, CF50ADP, CF50ADP400, CF50DP, CF50DPPD, CF70PD, COMPACT-EXTRACTIBLE, DL240, DL240-1, DL240-1DP, DL240DP, DS1200, DS1200A, DS600, DS600DP, DS600DP-DVGW, DS600DP-PD, DS600DPPD-DVGW, DS600DP-DVGW, F1201A, F22T-JET-TECH, PM50, PM50DP, PM50DPPB, PM50DPPD, PM50DPPDPB, PM50E, PM50PB, PM50PD, PM50PDPB, PMA50, PMA50DP, PMA50DPPB, PMA50DPPD, PMA50DPPDPB, PMA50PB, PMA50PD, PMA50PDPB		

			
1			
<b>GEV No.</b>	524892	<b>Ref. No.</b>	12170
<b>description</b>	rinse arm mounting pos. right L 160mm nozzles 3 mounting ø 18mm		
<b>For models:</b>	AT40, AT40DP, CF235, CF35, CF35-1, CF35-1DP, CF35DP, CF40-1, CF40-1DL, CF40-1DLD, CF40-1DP, CF40-1E, CF40-1EDP, CF40DL, CF40DLDP, CF40E, CF40EDP, COMPACT-EXTRACTIBLE, DL240, DL240-1, DL240-1DP, DL240DP, DS400, DS400DP, DS400DP-PD, DS412, DS412PD		


			
1			
<b>GEV No.</b>	524888	<b>Ref. No.</b>	10149
<b>description</b>	rinse arm mounting pos. upper L 470mm W 233mm H 77mm nozzles 10 stationary		
<b>For models:</b>	A1080, A900		



			
1			
<b>GEV No.</b>	524051	<b>Ref. No.</b>	10381 11362
<b>description</b>	rinse jet		
<b>For models:</b>	B100, B101, B101H, B102, B103, B201, B203, B301, B303, DS101, DS103, DS11, DS13, DS201, DS203, DS21, DS23		
<b>accessories for</b>	524051		
	<b>GEV No.</b>	524052	<b>Ref. No.</b> 10382
	swirl for rinse jet H1 5mm ø 10mm H 16mm 2mm		


			
1			
<b>GEV No.</b>	510775	<b>Ref. No.</b>	10389
<b>description</b>	rinse jet complete		
<b>For models:</b>	A1080, A500, A720, A900, B101F, B103F, B303F, CF101, CF103, CF11, DSF101, DSF103, DSF11, DSF13		


			
1			
<b>GEV No.</b>	510774	<b>Ref. No.</b>	10603
<b>description</b>	rinse jet ø 8mm H 18mm thread M10x0.75 WS 10		
<b>For models:</b>	B101F, B103F, B40, B41, CF101, CF103, CF11, DSF101, DSF103, DSF11, DSF13		





			
1			
<b>GEV No.</b>	524061	<b>Ref. No.</b>	12014
<b>description</b>	rinse jet thread 1/4" WS 18 hole ø 1.5mm		
<b>For models:</b>	AT40, AT40DP, CF1000, CF1201A, CF1201A-BLACK, CF235, CF35, CF35-1, CF35-1DP, CF35DP, CF40-1, CF40-1DL, CF40-1DLDP, CF40-1DP, CF40-1E, CF40-1EDP, CF40DL, CF40DLDP, CF40E, CF40EDP, CF50, CF50A, CF50A400, CF50ADP, CF50ADP400, CF50DP, CF50DPPD, CF70PD, COMPACT-EXTRACTIBLE, DL240, DL240-1, DL240-1DP, DL240DP, DS1200, DS1200A, DS400, DS400DP, DS400DP-PD, DS412, DS412PD, DS600, DS600DP, DS600DP-DVGW, DS600DP-PD, DS600DPPD-DVGW, DS600-DVGW, F1201A, F22T-JET-TECH, PM50, PM50DP... (Other models you can see in the webshop)		
<b>accessories for</b>	524061		
	<b>GEV No.</b>	524059	<b>Ref. No.</b> 12015
	swirl for rinse arm H 15mm ø 9mm 2mm H1 5mm		







			
1			
<b>GEV No.</b>	524059	<b>Ref. No.</b>	12015
<b>description</b>	swirl for rinse arm H 15mm ø 9mm 2mm H1 5mm		
<b>For models:</b>	AT40, AT40DP, CF1000, CF1201A, CF1201A-BLACK, CF235, CF35, CF35-1, CF35-1DP, CF35DP, CF40-1, CF40-1DL, CF40-1DLDP, CF40-1DP, CF40-1E, CF40-1EDP, CF40DL, CF40DLDP, CF40E, CF40EDP, CF50, CF50A, CF50A400, CF50ADP, CF50ADP400, CF50DP, CF50DPPD, CF70PD, COMPACT-EXTRACTIBLE, DL240, DL240-1, DL240-1DP, DL240DP, DS1200, DS1200A, DS400, DS400DP, DS400DP-PD, DS412, DS412PD, DS600DP-DVGW, DS600DPPD-DVGW, DS600-DVGW, F1201A, F22T-JET-TECH, PM50, PM50DP, PM50DPPB, PM50DPPD, PM50DPPDPB... (Other models you can see in the webshop)		
<b>accessories for</b>	524059		
	<b>GEV No.</b>	524061	<b>Ref. No.</b> 12014
	rinse jet thread 1/4" WS 18 hole ø 1.5mm		


			
1			
<b>GEV No.</b>	524052	<b>Ref. No.</b>	10382
<b>description</b>	swirl for rinse jet H1 5mm ø 10mm H 16mm 2mm		
<b>For models:</b>	B100, B101, B101H, B102, B103, B201, B203, B301, B303, DS101, DS103, DS11, DS13, DS201, DS203, DS21, DS23		

			
1			
<b>GEV No.</b>	510773	<b>Ref. No.</b>	10384
<b>description</b>	swirl for wash jet H 5mm ø 16.5mm 5mm		
<b>For models:</b>	B100, B101, B101F, B101H, B102, B103, B103F, B201, B203, B301, B303, B303F, B40, B41, CF101, CF103, CF11, DS101, DS103, DS11, DS13, DS201, DS203, DS21, DS23, DSF101, DSF103, DSF11, DSF13, HOME12		

			
1			
<b>GEV No.</b>	524067	<b>Ref. No.</b>	10400
<b>description</b>	swirl for wash jet H 5mm ø 17mm 9mm		
<b>For models:</b>	A1080, A350, A500, A720, A900, B303F, DS2000		


			
1			
<b>GEV No.</b>	524080	<b>Ref. No.</b>	10606
<b>description</b>	Thumb screw thread M6 thread L 10mm ø 18mm H 4mm SS		
<b>For models:</b>	B101F, B103F, B40, B41, CF101, CF103, CF11, DSF101, DSF103, DSF11, DSF13, HOME12		

			
1			
<b>GEV No.</b>	524024	<b>Ref. No.</b>	11411
<b>description</b>	wash and rinse arm wash arm L 315mm rinse arm L 315mm w. jets 4 r. jets 4 mounting ø 11/40mm mounting pos. upper/lower		
<b>For models:</b>	B101F, B103F		
<b>accessories for</b>	524024		
	<b>GEV No.</b>	510772	<b>Ref. No.</b> 11410
	wash jet		
	<b>GEV No.</b>	510773	<b>Ref. No.</b> 10384
	swirl for wash jet H 5mm ø 16.5mm 5mm		
	<b>GEV No.</b>	510774	<b>Ref. No.</b> 10603
	rinse jet ø 8mm H 18mm thread M10x0.75 WS 10		
	<b>GEV No.</b>	524024	<b>Ref. No.</b> 11411
	wash and rinse arm wash arm L 315mm rinse arm L 315mm w. jets 4 r. jets 4 mounting ø 11/40mm mounting pos. upper/lower		
	<b>GEV No.</b>	524080	<b>Ref. No.</b> 10606
	Thumb screw thread M6 thread L 10mm ø 18mm H 4mm SS		
	<b>GEV No.</b>	524084	<b>Ref. No.</b> 11350
	bush for wash arm		



1


<b>GEV No.</b>	524010	<b>Ref. No.</b>	10266
<b>description</b>	wash and rinse arm wash arm L 380mm rinse arm L 380mm w. jets 6 r. jets 2 mounting ø 11/40mm mounting pos. upper/lower		
<b>For models:</b>	B40, B41		



1

<b>GEV No.</b>	524011	<b>Ref. No.</b>	12169 12169/V
<b>description</b>	wash and rinse arm wash arm L 380mm rinse arm L 380mm w. jets 6 r. jets 6 mounting ø 12/45mm		
<b>For models:</b>	AT40, AT40DP, CF235, CF35, CF35-1, CF35-1DP, CF35DP, CF40-1, CF40-1DL, CF40-1DLDP, CF40-1DP, CF40-1E, CF40-1EDP, CF40DL, CF40DLDP, CF40E, CF40EDP, COMPACT-EXTRACTIBLE, DL240, DL240-1, DL240-1DP, DL240DP, DS400, DS400DP, DS400DP-PD, DS412, DS412PD		

<b>spare parts for</b>	524011			
	<b>GEV No.</b>	524057	<b>Ref. No.</b>	12010
	end cap for wash arm			
	<b>GEV No.</b>	524061	<b>Ref. No.</b>	12014
	rinse jet thread 1/4" WS 18 hole ø 1.5mm			
	<b>GEV No.</b>	524062	<b>Ref. No.</b>	12013
	end cap for rinse arm			
	<b>GEV No.</b>	524081	<b>Ref. No.</b>	11351
	bush for rinse arm			
	<b>GEV No.</b>	524095	<b>Ref. No.</b>	12020
	knurled nut thread M8 ø 24mm H 6mm SS			
	<b>GEV No.</b>	524131	<b>Ref. No.</b>	12009
	wash arm boss mounting pos. lower			
	<b>GEV No.</b>	528243	<b>Ref. No.</b>	60071
	O-ring EPDM thickness 1.78mm ID ø 15.6mm Qty 1 pcs			



1

<b>GEV No.</b>	524017	<b>Ref. No.</b>	12084 12084/V
<b>description</b>	wash and rinse arm wash arm L 490mm rinse arm L 490mm w. jets 8 r. jets 6 mounting ø 12/45mm mounting pos. upper/lower		
<b>For models:</b>	CF1000, CF1201A, CF1201A-BLACK, CF50, CF50A, CF50A400, CF50ADP, CF50ADP400, CF50DP, CF50DPPD, CF70PD, DS1200, DS1200A, DS600, DS600DP, DS600DP-DVGW, DS600DP-PD, DS600D-PPD-DVGW, DS600-DVGW, F1201A, F22T-JET-TECH, PM50, PM50DP, PM50DPPB, PM50DPPD, PM50DPPDPB, PM50E, PM50PB, PM50PD, PM50PDPB, PMA50, PMA50DP, PMA50DPPB, PMA50DPPD, PMA50D-PPDPB, PMA50PB, PMA50PD, PMA50PDPB		



1

<b>GEV No.</b>	524002	<b>Ref. No.</b>	10218
<b>description</b>	wash arm L 190mm nozzles 4 mounting pos. lower		
<b>For models:</b>	B100, B101, B101H, B102, B103, DS101, DS103, DS11, DS13		



1

<b>GEV No.</b>	524004	<b>Ref. No.</b>	10219
<b>description</b>	wash arm L 190mm nozzles 4 mounting pos. lower		
<b>For models:</b>	B201, B203, B301, B303F, DS201, DS203, DS21, DS23		






1

<b>GEV No.</b>	524019	<b>Ref. No.</b>	10215
<b>description</b>	wash arm L 195mm H 150mm nozzles 3 thread 3/4"		
<b>For models:</b>	B100, B101, B101H, B102, B103		





1

<b>GEV No.</b>	524006	<b>Ref. No.</b>	10220
<b>description</b>	wash arm L 245mm nozzles 4 mounting pos. lower thread 3/4" mounting ø 20mm		
<b>For models:</b>	B303		




1

<b>GEV No.</b>	524001	<b>Ref. No.</b>	10210
<b>description</b>	wash arm L 200mm H 53mm nozzles 3 mounting pos. upper		
<b>For models:</b>	B100, B101, B101H, B102, B103, B201, B203, B301, B303, DS101, DS103, DS11, DS13		
<b>accessories for</b>	524001		
	<b>GEV No.</b>	<b>Ref. No.</b>	10384
	510773		
	swirl for wash jet H 5mm ø 16.5mm 5mm		
	<b>GEV No.</b>	<b>Ref. No.</b>	10383
	524050		
	wash jet thread 3/8" H 20mm		




1

<b>GEV No.</b>	524005	<b>Ref. No.</b>	10213
<b>description</b>	wash arm L 260mm H 53mm nozzles 3 mounting pos. upper thread 3/4" mounting ø 20mm		
<b>For models:</b>	B303		




1

<b>GEV No.</b>	524003	<b>Ref. No.</b>	10212
<b>description</b>	wash arm L 230mm H 110mm nozzles 3 mounting pos. upper		
<b>For models:</b>	B203, DS201, DS203, DS21, DS23		
<b>spare parts for</b>	524003		
	<b>GEV No.</b>	<b>Ref. No.</b>	—
	507134		
	swirl H 5mm ø 14.5mm 5.5mm		




1

<b>GEV No.</b>	524429	<b>Ref. No.</b>	11419
<b>description</b>	wash arm L 290mm H 65mm nozzles 2 mounting pos. upper thread 3/4" mounting ø 22mm		
<b>For models:</b>	B101F, B103F		



1

<b>GEV No.</b>	524013	<b>Ref. No.</b>	10260
<b>description</b>	wash arm L 490mm nozzles 6 mounting ø 15/38mm mounting pos. upper/lower		
<b>For models:</b>	A350, A500		



1

<b>GEV No.</b>	524012	<b>Ref. No.</b>	10254
<b>description</b>	wash arm L 500mm H 150mm nozzles 5 angled suitable for A350/A500		
<b>For models:</b>	A350, A500		



1

<b>GEV No.</b>	524016	<b>Ref. No.</b>	10259
<b>description</b>	wash arm L 510mm nozzles 8 mounting ø 15/52mm mounting pos. upper/lower		
<b>For models:</b>	A1080, A900		



1

<b>GEV No.</b>	524270	<b>Ref. No.</b>	12174
<b>description</b>	wash arm mounting pos. right/left L 165mm nozzles 3 mounting ø 26mm with nozzles		
<b>For models:</b>	AT40, AT40DP, CF235, CF35, CF35-1, CF35-1DP, CF35DP, CF40-1, CF40-1DL, CF40-1DLP, CF40-1DP, CF40-1E, CF40-1EDP, CF40DL, CF40DLDP, CF40E, CF40EDP, COMPACT-EXTRACTIBLE, DL240, DL240-1, DL240-1DP, DL240DP, DS400, DS400DP, DS400DP-PD, DS412, DS412PD		



1

<b>GEV No.</b>	516206	<b>Ref. No.</b>	12016
<b>description</b>	wash arm mounting pos. right/left L 225mm nozzles 4 mounting ø 26mm with nozzles		
<b>For models:</b>	CF 1000, CF1201A, CF1201A-BLACK, CF50, CF50A, CF50A400, CF50ADP, CF50ADP400, CF50DP, CF50DPPD, CF70PD, DS1200, DS1200A, DS600, DS600DP, DS600DP-DVGW, DS600DP-PD, DS600DPPD-DVGW, DS600-DVGW, F1201A, F22T-JET-TECH, PM50, PM50DP, PM50DPPB, PM50DPPD, PM50DPPDPB, PM50E, PM50PB, PM50PD, PM50PDPB, PMA50, PMA50DP, PMA50DPPB, PMA50DPPD, PMA50DPPDPB, PMA50PB, PMA50PD, PMA50PDPB		




1


<b>GEV No.</b>	524891	<b>Ref. No.</b>	11911
<b>description</b>	wash arm stationary mounting pos. lower L 302mm W 18mm H 28mm nozzles 4		
<b>For models:</b>	CF101, CF103, CF11, DSF101, DSF103, DSF11, DSF13		





			
1			
<b>GEV No.</b>	524890	<b>Ref. No.</b>	11912
<b>description</b>	wash arm stationary mounting pos. lower L 305mm W 102mm H 28mm nozzles 7		
<b>For models:</b>	CF101, CF103, CF11, DSF101, DSF103, DSF11, DSF13		


			
1			
<b>GEV No.</b>	524131	<b>Ref. No.</b>	12009
<b>description</b>	wash arm boss mounting pos. lower		
<b>For models:</b>	AT40, AT40DP, CF1000, CF1201A, CF1201A-BLACK, CF235, CF35, CF35-1, CF35-1DP, CF35DP, CF40-1, CF40-1DL, CF40-1DLDP, CF40-1DP, CF40-1E, CF40-1EDP, CF40DL, CF40DLDP, CF40E, CF40EDP, CF50, CF50A, CF50A400, CF50ADP, CF50ADP400, CF50DP, CF50DPPD, CF70PD, COMPACT-EXTRACTIBLE, DL240, DL240-1, DL240-1DP, DL240DP, DS1200, DS1200A, DS412, DS412PD, DS600, DS600DP, DS600DP-DVGW, DS600DP-PD, DS600DPPD-DVGW, DS600-DVGW, F1201A, F22T-JET-TECH, PM50, PM50DP, PM50DPPB, PM50DPPD, PM50DPPDPB...(Other models you can see in the webshop)		


			
1			
<b>GEV No.</b>	510772	<b>Ref. No.</b>	11410
<b>description</b>	wash jet		
<b>For models:</b>	B101F, B103F		
<b>accessories for</b>	510772		
	<b>GEV No.</b>	<b>Ref. No.</b>	
	510773	10384	
swirl for wash jet H 5mm ø 16.5mm 5mm			




			
1			
<b>GEV No.</b>	524056	<b>Ref. No.</b>	10602
<b>description</b>	wash jet		
<b>For models:</b>	B40, B41, HOME12		


			
1			
<b>GEV No.</b>	524064	<b>Ref. No.</b>	10398
<b>description</b>	wash jet angled		
<b>For models:</b>	A350, A500, B303F		

			
1			
<b>GEV No.</b>	510781	<b>Ref. No.</b>	10385
<b>description</b>	wash jet complete for Mod. B301/B303		
<b>For models:</b>	B303		


			
1			
<b>GEV No.</b>	524066	<b>Ref. No.</b>	10399
<b>description</b>	wash jet large		
<b>For models:</b>	A1080, A720, A900		


			
1			
<b>GEV No.</b>	524065	<b>Ref. No.</b>	10394
<b>description</b>	wash jet small		
<b>For models:</b>	A350, A500, B303F		


			
1			
<b>GEV No.</b>	510776	<b>Ref. No.</b>	10391
<b>description</b>	wash jet small with swirl thread 1/2" mounting ø 20.5mm H 13.5mm		
<b>For models:</b>	A350, A500		
<b>spare parts for</b>	510776		
	<b>GEV No.</b>	<b>Ref. No.</b>	
	524065	10394	
wash jet small			
	<b>GEV No.</b>	<b>Ref. No.</b>	
	524067	10400	
swirl for wash jet H 5mm ø 17mm 9mm			


			
1			
<b>GEV No.</b>	524050	<b>Ref. No.</b>	10383
<b>description</b>	wash jet thread 3/8" H 20mm		
<b>For models:</b>	B100, B101, B101H, B102, B103, B201, B203, B301, B303F, CF101, CF103, CF11, DS101, DS103, DS11, DS13, DS201, DS203, DS21, DS23, DSF101, DSF103, DSF11, DSF13, HOME12		


## wash arm supports


			
Image not available			
1			
<b>GEV No.</b>	524099	<b>Ref. No.</b>	11408
<b>description</b>	wash arm support		
<b>For models:</b>	B101F, B103F, CF101, CF103		



			
1			
<b>GEV No.</b>	524094	<b>Ref. No.</b>	10239
<b>description</b>	wash arm support mounting pos. lower		
<b>For models:</b>	B40, B41		


			
1			
<b>GEV No.</b>	524110	<b>Ref. No.</b>	12008
<b>description</b>	wash arm support mounting pos. lower		
<b>For models:</b>	DS400, DS400DP, DS400DP-PD, DS600, DS600DP, DS600DP-DVGW, DS600DP-PD, DS600DPPD-DVGW, DS600-DVGW		


			
1			
<b>GEV No.</b>	524112	<b>Ref. No.</b>	15031 15031/V
<b>description</b>	wash arm support mounting pos. lower		
<b>For models:</b>	AT50, CF1000, DS412, DS412PD, F22T-JET-TECH		

			
1			
<b>GEV No.</b>	524122	<b>Ref. No.</b>	10247
<b>description</b>	wash arm support mounting pos. lower		
<b>For models:</b>	A720		


			
1			
<b>GEV No.</b>	524123	<b>Ref. No.</b>	10145
<b>description</b>	wash arm support mounting pos. lower		
<b>For models:</b>	A1080, A900		


			
1			
<b>GEV No.</b>	524130	<b>Ref. No.</b>	15019 15019/V
<b>description</b>	wash arm support mounting pos. lower		
<b>For models:</b>	CF50, CF50DP, CF50DPPD, CF70PD, PM50, PM50DP, PM50DPPB, PM50DPPD, PM50DPPDPB, PM50E, PM50PB, PM50PD, PM50PDPB, PMA50, PMA50DP, PMA50DPPB, PMA50DPPD, PMA50DPPDPB, PMA50PB, PMA50PD, PMA50PDPB		
<b>spare parts for</b>	524130		
	<b>GEV No.</b>	506125	<b>Ref. No.</b> —
	 hose connector plastic angled thread 3/8" hose ø 12mm Qty 1 pcs		


			
1			
<b>GEV No.</b>	524107	<b>Ref. No.</b>	15038 15038/V
<b>description</b>	wash arm support mounting pos. lower elbow rinse pipe connection		
<b>For models:</b>	AT40, AT40DP, CF40-1, CF40-1DL, CF40-1DLDP, CF40-1DP, CF40-1E, CF40-1EDP, CF40DL, CF40DLDP, CF40E, CF40EDP, DL240, DL240-1, DL240-1DP, DL240DP		


			
1			
<b>GEV No.</b>	524105	<b>Ref. No.</b>	15018 15018/V
<b>description</b>	wash arm support mounting pos. lower straight rinse pipe connection		
<b>For models:</b>	CF235, CF35, CF35-1, CF35-1DP, CF35DP, COMPACT-EXTRACTIBLE		





			
1			
<b>GEV No.</b>	524091	<b>Ref. No.</b>	10238
<b>description</b>	wash arm support mounting pos. upper		
<b>For models:</b>	B40, B41		


			
1			
<b>GEV No.</b>	524109	<b>Ref. No.</b>	12007
<b>description</b>	wash arm support mounting pos. upper		
<b>For models:</b>	DS600, DS600DP, DS600DP-DVGW, DS600DP-PD, DS600DPPD-DVGW, DS600-DVGW		


			
1			
<b>GEV No.</b>	524119	<b>Ref. No.</b>	10246
<b>description</b>	wash arm support mounting pos. upper		
<b>For models:</b>	A350, A500		


			
1			
<b>GEV No.</b>	524111	<b>Ref. No.</b>	15030 15030/V
<b>description</b>	wash arm support mounting pos. upper/lower elbow rinse pipe connection		
<b>For models:</b>	AT40, AT40DP, AT50, CF1000, CF1201A, CF1201A-BLACK, CF40-1, CF40-1DL, CF40-1DLDP, CF40-1DP, CF40-1E, CF40-1EDP, CF40DL, CF40DLDP, CF40E, CF40EDP, CF50, CF50A, CF50A400, CF50ADP, CF50ADP400, CF50DP, CF50DPPD, CF70PD, DL240, DL240-1, DL240-1DP, DL240DP, DS1200, DS1200A, DS412, DS412PD, F1201A, F22T-JET-TECH, PM50, PM50DP, PM50DPPB, PM50DPPD, PM50DPPDPB, PM50E, PM50PB, PM50PD, PM50PDPB, PMA50, PMA50DP, PMA50DPPB, PMA50DPPD, PMA50DPPDPB, PMA50PB, PMA50PD...(Other models you can see in the webshop)		


			
1			
<b>GEV No.</b>	524121	<b>Ref. No.</b>	10449 11346
<b>description</b>	flange		
<b>For models:</b>	A500		


			
1			
<b>GEV No.</b>	524125	<b>Ref. No.</b>	10452
<b>description</b>	flange		
<b>For models:</b>	A1080, A350, A720, A900		


			
1			
<b>GEV No.</b>	524093	<b>Ref. No.</b>	10610
<b>description</b>	flange for wash arm support		
<b>For models:</b>	B40, B41		


			
1			
<b>GEV No.</b>	524092	<b>Ref. No.</b>	60014
<b>description</b>	gasket for wash arm support mounting pos. upper rubber ID ø 40mm ED ø 83mm thickness 3mm 4 holes		
<b>For models:</b>	B40, B41		


			
1			
<b>GEV No.</b>	524120	<b>Ref. No.</b>	10450
<b>description</b>	gasket for wash arm support ø 55/107mm thickness 2.5mm with 4 screw holes		
<b>For models:</b>	A350, A500		


			
1			
<b>GEV No.</b>	524124	<b>Ref. No.</b>	10451
<b>description</b>	gasket rubber thickness 3mm ED ø 106mm ID ø 54.5mm 4 holes		
<b>For models:</b>	A1080, A500, A720, A900, DS412, DS412PD		


			
1			
<b>GEV No.</b>	505152	<b>Ref. No.</b>	60054
<b>description</b>	O-ring EPDM thickness 3.53mm ID ø 29mm Qty 1 pcs		
<b>For models:</b>	A350, A500, A720, HOME12		

			
1			
<b>GEV No.</b>	505180	<b>Ref. No.</b>	60076
<b>description</b>	O-ring EPDM thickness 3.53mm ID ø 47.22mm Qty 1 pcs		
<b>For models:</b>	AT40, AT40DP, AT50, CF1000, CF1201A, CF1201A-BLACK, CF235, CF35, CF35-1, CF35-1DP, CF35DP, CF40-1, CF40-1DL, CF40-1DLDP, CF40-1DP, CF40-1E, CF40-1EDP, CF40DL, CF40DLDP, CF40E, CF40EDP, CF50, CF50A, CF50A400, CF50ADP, CF50ADP400, CF50DP, CF50DPPD, CF70PD, COMPACT-EXTRACTIBLE, DL240, DL240-1, DL240-1DP, DL240DP, DS1200, DS1200A, DS400, DS400DP, DS400DP-PD, DS412, DS412PD, DS600, DS600DP, DS600DP-DVGW, DS600DP-PD, DS600DPPD-DVGW, DS600-DVGW, F1201A, F22T-JET-TECH, PM50...(Other models you can see in the webshop)		


			
1			
<b>GEV No.</b>	524086	<b>Ref. No.</b>	10605
<b>description</b>	disc ID ø 11mm ED ø 17mm thickness 2mm		
<b>For models:</b>	B101F, B103F		


			
1			
<b>GEV No.</b>	524127	<b>Ref. No.</b>	10448
<b>description</b>	flange for wash pipe mounting pos. lower		
<b>For models:</b>	A1080, A720, A900		


			
1			
<b>GEV No.</b>	524126	<b>Ref. No.</b>	10447
<b>description</b>	flange for wash pipe mounting pos. upper		
<b>For models:</b>	A350, A500		


			
1			
<b>GEV No.</b>	524098	<b>Ref. No.</b>	15547
<b>description</b>	guide for rinse arm shaft		
<b>For models:</b>	AT40, AT40DP, CF235, CF35, CF35-1, CF35-1DP, CF35DP, CF40-1, CF40-1DL, CF40-1DLDP, CF40-1DP, CF40-1E, CF40-1EDP, CF40DL, CF40DLDP, CF40E, CF40EDP, CF50, CF50DP, CF50DPPD, CF70PD, COMPACT-EXTRACTIBLE, DL240, DL240-1, DL240-1DP, DL240DP, PM50, PM50DP, PM50DPPB, PM50DPPD, PM50DPPDPB, PM50E, PM50PB, PM50PD, PM50PDPB, PMA50, PMA50DP, PMA50DPPB, PMA50DPPD, PMA50DPPDPB, PMA50PB, PMA50PD, PMA50PDPB		


## rinse arm shafts


			
1			
<b>GEV No.</b>	524104	<b>Ref. No.</b>	15007
<b>description</b>	extension for rinse arm shaft		
<b>For models:</b>	CF235, CF35, CF35-1, CF35-1DP, CF35DP, COMPACT-EXTRACTIBLE		


			
1			
<b>GEV No.</b>	524106	<b>Ref. No.</b>	15036
<b>description</b>	extension for rinse arm shaft		
<b>For models:</b>	AT40, AT40DP, CF40-1, CF40-1DL, CF40-1DLDP, CF40-1DP, CF40-1E, CF40-1EDP, CF40DL, CF40DLDP, CF40E, CF40EDP, DL240, DL240-1, DL240-1DP, DL240DP		


			
1			
<b>GEV No.</b>	524199	<b>Ref. No.</b>	15016
<b>description</b>	extension for rinse arm shaft		
<b>For models:</b>	CF50, CF50DP, CF50DPPD, CF70PD, PM50, PM50DP, PM50DPPB, PM50DPPD, PM50DPPDPB, PM50E, PM50PB, PM50PD, PM50PDPB, PMA50, PMA50DP, PMA50DPPB, PMA50DPPD, PMA50DPPDPB, PMA50PB, PMA50PD, PMA50PDPB		

			
1			
<b>GEV No.</b>	524022	<b>Ref. No.</b>	10604
<b>description</b>	rinse arm shaft		


			
1			
<b>GEV No.</b>	524082	<b>Ref. No.</b>	11914
<b>description</b>	rinse arm shaft		
<b>For models:</b>	CF101, CF103, CF11, DSF101, DSF103, DSF11, DSF13		


			
1			
<b>GEV No.</b>	524083	<b>Ref. No.</b>	11917
<b>description</b>	rinse arm shaft		
<b>For models:</b>	CF101, CF103, CF11, DSF101, DSF103, DSF11, DSF13		


			
1			
<b>GEV No.</b>	524089	<b>Ref. No.</b>	11489
<b>description</b>	rinse arm shaft		
<b>For models:</b>	B303F		

			
1			
<b>GEV No.</b>	524097	<b>Ref. No.</b>	12017
<b>description</b>	rinse arm shaft		
<b>For models:</b>	AT40, AT40DP, AT50, CF1000, CF1201A, CF1201A-BLACK, CF235, CF35, CF35-1, CF35-1DP, CF35DP, CF40-1, CF40-1DL, CF40-1DLDP, CF40-1DP, CF40-1E, CF40-1EDP, CF40DL, CF40DLDP, CF40E, CF40EDP, CF50, CF50A, CF50A400, CF50ADP, CF50ADP400, CF50DP, CF50DPPD, CF70PD, COMPACT-EXTRACTIBLE, DL240, DL240-1, DL240-1DP, DL240DP, DS1200, DS1200A, DS400, DS400DP, DS400DP-PD, DS412, DS412PD, DS600, DS600DP, DS600DP-DVGW, DS600DP-PD, DS600DPPD-DVGW, DS600-DVGW, F1201A, F22T-JET-TECH, PM50...(Other models you can see in the webshop)		



1 			
<b>GEV No.</b>	524113	<b>Ref. No.</b>	10491
<b>description</b>	rinse arm shaft		
<b>For models:</b>	A350		

1 			
<b>GEV No.</b>	524114	<b>Ref. No.</b>	10490
<b>description</b>	rinse arm shaft		
<b>For models:</b>	A1080, A720, A900, DS2000		

1 			
<b>GEV No.</b>	524115	<b>Ref. No.</b>	10582
<b>description</b>	rinse arm shaft mounting pos. upper		
<b>For models:</b>	A1080, A900		

## knobs

### producer-specific knobs




#### ADLER

1 			
<b>GEV No.</b>	110156	<b>Ref. No.</b>	10551
<b>description</b>	knob switch zero mark ø 46mm shaft ø 6x4.6mm shaft flat lower black		
<b>For models:</b>	A1080, A720, A900, B100, B101, B101F, B101H, B102, B103, B103F, B201, B203, B301, B303, B303F, B40, B41, CF1000, CF101, CF103, CF1201A, CF50, CF50DP, CF50DPPD, CF70PD, DS101, DS103, DS11, DS1200, DS13, DS201, DS203, DS21, DS23, DS400, DS400DP, DS400DP-PD, DS412, DS412PD, DS600, DS600DP, DS600DP-DVGW, DS600DP-PD, DS600DPPD-DVGW, DS600-DVGW, DSF101, DSF103, DSF11, DSF13, F1201A...(Other models you can see in the webshop)		




## handles and hand wheels




### handle rails




#### ADLER




1 			
<b>GEV No.</b>	524301	<b>Ref. No.</b>	10280
<b>description</b>	handle rail		
<b>For models:</b>	B100, B101, B101F, B101H, B102, B103, B103F, B201, B203, B301, B303		
<b>accessories for</b>	524301		
	<b>GEV No.</b>	524315	<b>Ref. No.</b> 10523
	end cap mounting pos. left		
	<b>GEV No.</b>	524316	<b>Ref. No.</b> 10565
	end cap mounting pos. right		




1 			
<b>GEV No.</b>	524302	<b>Ref. No.</b>	10281
<b>description</b>	handle rail		
<b>accessories for</b>	524302		
	<b>GEV No.</b>	524315	<b>Ref. No.</b> 10523
	end cap mounting pos. left		
	<b>GEV No.</b>	524316	<b>Ref. No.</b> 10565
	end cap mounting pos. right		




1 			
<b>GEV No.</b>	524303	<b>Ref. No.</b>	10282
<b>description</b>	handle rail		
<b>For models:</b>	B301, B303		
<b>accessories for</b>	524303		
	<b>GEV No.</b>	524315	<b>Ref. No.</b> 10523
	end cap mounting pos. left		
	<b>GEV No.</b>	524316	<b>Ref. No.</b> 10565
	end cap mounting pos. right		




1 			
<b>GEV No.</b>	524306	<b>Ref. No.</b>	10289
<b>description</b>	handle rail		
<b>For models:</b>	B40, B41		
<b>accessories for</b>	524306		
	<b>GEV No.</b>	524315	<b>Ref. No.</b> 10523
	end cap mounting pos. left		
	<b>GEV No.</b>	524316	<b>Ref. No.</b> 10565
	end cap mounting pos. right		




1 			
<b>GEV No.</b>	524307	<b>Ref. No.</b>	10290
<b>description</b>	handle rail		
<b>For models:</b>	A350		
<b>accessories for</b>	524307		
	<b>GEV No.</b>	524315	<b>Ref. No.</b> 10523
	end cap mounting pos. left		
	<b>GEV No.</b>	524316	<b>Ref. No.</b> 10565
	end cap mounting pos. right		

				
1				
<b>GEV No.</b>	524308	<b>Ref. No.</b>	10291	
<b>description</b>	handle rail			
<b>For models:</b>	B101F, B103F, CF101, CF103, CF11, HOME12			
<b>accessories for</b>	524308			
	<b>GEV No.</b>	524315	<b>Ref. No.</b>	10523
	end cap mounting pos. left			
	<b>GEV No.</b>	524316	<b>Ref. No.</b>	10565
	end cap mounting pos. right			




				
1				
<b>GEV No.</b>	524309	<b>Ref. No.</b>	10284	
<b>description</b>	handle rail			
<b>For models:</b>	CF70PD			
<b>accessories for</b>	524309			
	<b>GEV No.</b>	524315	<b>Ref. No.</b>	10523
	end cap mounting pos. left			
	<b>GEV No.</b>	524316	<b>Ref. No.</b>	10565
	end cap mounting pos. right			

				
1				
<b>GEV No.</b>	524310	<b>Ref. No.</b>	15561	
<b>description</b>	handle rail			
<b>For models:</b>	CF35, CF35-1, CF35-1DP, CF35DP, DS101, DS103, DS11, DS13, DSF101, DSF103, DSF11, DSF13			
<b>accessories for</b>	524310			
	<b>GEV No.</b>	524315	<b>Ref. No.</b>	10523
	end cap mounting pos. left			
	<b>GEV No.</b>	524316	<b>Ref. No.</b>	10565
	end cap mounting pos. right			




				
1				
<b>GEV No.</b>	524311	<b>Ref. No.</b>	15669	
<b>description</b>	handle rail			
<b>For models:</b>	CF40-1DL, CF40-1DLDP, CF40DL, CF40DLDP, DL240, DL240-1, DL240-1DP, DL240DP, DS201, DS203, DS21, DS23			
<b>accessories for</b>	524311			
	<b>GEV No.</b>	524315	<b>Ref. No.</b>	10523
	end cap mounting pos. left			
	<b>GEV No.</b>	524316	<b>Ref. No.</b>	10565
	end cap mounting pos. right			

				
1				
<b>GEV No.</b>	524312	<b>Ref. No.</b>	12184	
<b>description</b>	handle rail			
<b>accessories for</b>	524312			
	<b>GEV No.</b>	524315	<b>Ref. No.</b>	10523
	end cap mounting pos. left			
	<b>GEV No.</b>	524316	<b>Ref. No.</b>	10565
	end cap mounting pos. right			

				
1				
<b>GEV No.</b>	524313	<b>Ref. No.</b>	12043	
<b>description</b>	handle rail			
<b>For models:</b>	DS600, DS600DP, DS600DP-DVGW, DS600DP-PD, DS600DPPD-DVGW, DS600-DVGW			
<b>accessories for</b>	524313			
	<b>GEV No.</b>	524315	<b>Ref. No.</b>	10523
	end cap mounting pos. left			
	<b>GEV No.</b>	524316	<b>Ref. No.</b>	10565
	end cap mounting pos. right			




				
1				
<b>GEV No.</b>	524314	<b>Ref. No.</b>	15903	
<b>description</b>	handle rail			
<b>For models:</b>	CF50, CF50DP, CF50DPPD			
<b>accessories for</b>	524314			
	<b>GEV No.</b>	524315	<b>Ref. No.</b>	10523
	end cap mounting pos. left			
	<b>GEV No.</b>	524316	<b>Ref. No.</b>	10565
	end cap mounting pos. right			




handle rails




				
1				
<b>GEV No.</b>	524301	<b>Ref. No.</b>	10280	
<b>description</b>	handle rail			
<b>For models:</b>	B100, B101, B101F, B101H, B102, B103, B103F, B201, B203, B301, B303			
<b>accessories for</b>	524301			
	<b>GEV No.</b>	524315	<b>Ref. No.</b>	10523
	end cap mounting pos. left			
	<b>GEV No.</b>	524316	<b>Ref. No.</b>	10565
	end cap mounting pos. right			














1 			
<b>GEV No.</b>	524302	<b>Ref. No.</b>	10281
<b>description</b>	handle rail		
<b>accessories for</b>	524302		
	<b>GEV No.</b>	524315	<b>Ref. No.</b> 10523
	end cap mounting pos. left		
	<b>GEV No.</b>	524316	<b>Ref. No.</b> 10565
	end cap mounting pos. right		




1 			
<b>GEV No.</b>	524308	<b>Ref. No.</b>	10291
<b>description</b>	handle rail		
<b>For models:</b>	B101F, B103F, CF101, CF103, CF11, HOME12		
<b>accessories for</b>	524308		
	<b>GEV No.</b>	524315	<b>Ref. No.</b> 10523
	end cap mounting pos. left		
	<b>GEV No.</b>	524316	<b>Ref. No.</b> 10565
	end cap mounting pos. right		




1 			
<b>GEV No.</b>	524303	<b>Ref. No.</b>	10282
<b>description</b>	handle rail		
<b>For models:</b>	B301, B303		
<b>accessories for</b>	524303		
	<b>GEV No.</b>	524315	<b>Ref. No.</b> 10523
	end cap mounting pos. left		
	<b>GEV No.</b>	524316	<b>Ref. No.</b> 10565
	end cap mounting pos. right		




1 			
<b>GEV No.</b>	524309	<b>Ref. No.</b>	10284
<b>description</b>	handle rail		
<b>For models:</b>	CF70PD		
<b>accessories for</b>	524309		
	<b>GEV No.</b>	524315	<b>Ref. No.</b> 10523
	end cap mounting pos. left		
	<b>GEV No.</b>	524316	<b>Ref. No.</b> 10565
	end cap mounting pos. right		




1 			
<b>GEV No.</b>	524306	<b>Ref. No.</b>	10289
<b>description</b>	handle rail		
<b>For models:</b>	B40, B41		
<b>accessories for</b>	524306		
	<b>GEV No.</b>	524315	<b>Ref. No.</b> 10523
	end cap mounting pos. left		
	<b>GEV No.</b>	524316	<b>Ref. No.</b> 10565
	end cap mounting pos. right		




1 			
<b>GEV No.</b>	524310	<b>Ref. No.</b>	15561
<b>description</b>	handle rail		
<b>For models:</b>	CF35, CF35-1, CF35-1DP, CF35DP, DS101, DS103, DS11, DS13, DSF101, DSF103, DSF11, DSF13		
<b>accessories for</b>	524310		
	<b>GEV No.</b>	524315	<b>Ref. No.</b> 10523
	end cap mounting pos. left		
	<b>GEV No.</b>	524316	<b>Ref. No.</b> 10565
	end cap mounting pos. right		

1 			
<b>GEV No.</b>	524307	<b>Ref. No.</b>	10290
<b>description</b>	handle rail		
<b>For models:</b>	A350		
<b>accessories for</b>	524307		
	<b>GEV No.</b>	524315	<b>Ref. No.</b> 10523
	end cap mounting pos. left		
	<b>GEV No.</b>	524316	<b>Ref. No.</b> 10565
	end cap mounting pos. right		

1 			
<b>GEV No.</b>	524311	<b>Ref. No.</b>	15669
<b>description</b>	handle rail		
<b>For models:</b>	CF40-1DL, CF40-1DLDP, CF40DL, CF40DLDP, DL240, DL240-1, DL240-1DP, DL240DP, DS201, DS203, DS21, DS23		
<b>accessories for</b>	524311		
	<b>GEV No.</b>	524315	<b>Ref. No.</b> 10523
	end cap mounting pos. left		
	<b>GEV No.</b>	524316	<b>Ref. No.</b> 10565
	end cap mounting pos. right		


1 			
<b>GEV No.</b>	524312	<b>Ref. No.</b>	12184
<b>description</b>	handle rail		
<b>accessories for</b>	524312		
	<b>GEV No.</b>	524315	<b>Ref. No.</b> 10523
end cap mounting pos. left			
	<b>GEV No.</b>	524316	<b>Ref. No.</b> 10565
end cap mounting pos. right			

1 			
<b>GEV No.</b>	524313	<b>Ref. No.</b>	12043
<b>description</b>	handle rail		
<b>For models:</b>	DS600, DS600DP, DS600DP-DVGW, DS600DP-PD, DS600DPPD-DVGW, DS600-DVGW		
<b>accessories for</b>	524313		
	<b>GEV No.</b>	524315	<b>Ref. No.</b> 10523
end cap mounting pos. left			
	<b>GEV No.</b>	524316	<b>Ref. No.</b> 10565
end cap mounting pos. right			

1 			
<b>GEV No.</b>	524314	<b>Ref. No.</b>	15903
<b>description</b>	handle rail		
<b>For models:</b>	CF50, CF50DP, CF50DPPD		
<b>accessories for</b>	524314		
	<b>GEV No.</b>	524315	<b>Ref. No.</b> 10523
end cap mounting pos. left			
	<b>GEV No.</b>	524316	<b>Ref. No.</b> 10565
end cap mounting pos. right			

end caps

1 			
<b>GEV No.</b>	524315	<b>Ref. No.</b>	10523
<b>description</b>	end cap mounting pos. left		
<b>For models:</b>	A350, A500, A720, B101F, B103F, B303F, CF101, CF103, CF11, CF35, CF35-1, CF35-1DP, CF35DP, CF40-1DL, CF40-1DLDP, CF40DL, CF40DLDP, CF50, CF50DP, CF50DPPD, CF70PD, DL240, DL240-1, DL240-1DP, DL240DP, DS101, DS103, DS11, DS13, DS201, DS203, DS21, DS23, DS400, DS400DP, DS400DP-PD, DS600, DS600DP, DS600DP-DVGW, DS600DP-PD, DS600DPPD-DVGW, DS600-DVGW, DSF101, DSF103, DSF11, DSF13, HOME12		


1 			
<b>GEV No.</b>	524316	<b>Ref. No.</b>	10565
<b>description</b>	end cap mounting pos. right		
<b>For models:</b>	A720, B101F, B103F, B303F, B40, B41, CF101, CF103, CF11, CF35, CF35-1, CF35-1DP, CF35DP, CF40-1DL, CF40-1DLDP, CF40DL, CF40DLDP, CF50, CF50DP, CF50DPPD, CF70PD, DL240, DL240-1, DL240-1DP, DL240DP, DS101, DS103, DS11, DS13, DS201, DS203, DS21, DS23, DS412, DS412PD, DS600, DS600DP, DS600DP-DVGW, DS600DP-PD, DS600DPPD-DVGW, DS600-DVGW, DSF101, DSF103, DSF11, DSF13, HOME12		

miscellaneous

1 			
<b>GEV No.</b>	361259	<b>Ref. No.</b>	10375
<b>description</b>	handle L 30mm W 10mm hole distance 18mm Qty 1 pcs		
<b>For models:</b>	B100, B101, B101H, B102, B103, B201, B203, B301, B303, B303F, B40, B41, CF101, CF103, CF11, DS400, DS400DP, DS400DP-PD, DS412, DS412PD, DS600, DS600DP, DS600DP-DVGW, DS600DP-PD, DS600DPPD-DVGW, DS600-DVGW		

hinges

miscellaneous

1 			
<b>GEV No.</b>	524384	<b>Ref. No.</b>	10418
<b>description</b>	hinge		
<b>For models:</b>	A500, B303F		



## pullouts

### rollers

#### rollers

#### accessories



1

<b>GEV No.</b>	560133	<b>Ref. No.</b>	60208
<b>description</b>	hexagonal nut thread M6 H 5mm WS 10 SS DIN/ISO DIN 934 / ISO 4032/8673 Qty 20 pcs		
<b>For models:</b>	A1080, A900, AT40, AT40DP, AT50, B40, B41, CF1201A-BLACK, CF235, CF35, CF35-1, CF35-1DP, CF35DP, CF40-1, CF40-1DL, CF40-1DLDP, CF40-1DP, CF40-1E, CF40-1EDP, CF40DL, CF40DLDP, CF40E, CF40EDP, CF50, CF50A, CF50A400, CF50ADP, CF50ADP400, CF50DP, CF50DPPD, CF70PD, COMPACT-EXTRACTIBLE, DL240, DL240-1, DL240-1DP, DL240DP, DS101, DS103, DS11, DS13, DS201, DS203, DS21, DS23, DS400, DS400DP, DS400DP-PD, DS412, DS412PD, DS600...(Other models you can see in the webshop)		

## equipment feet and end caps

### screw-in feet



1

<b>GEV No.</b>	524318	<b>Ref. No.</b>	10502
<b>description</b>	equipment foot thread M10 thread L 34mm ø 35mm H 35mm for dishwasher		
<b>For models:</b>	A1080, A500, A900, AT40, AT40DP, AT50, B100, B101, B101F, B101H, B102, B103, B103F, B201, B203, B301, B303, B303F, CF101, CF103, CF11, CF1201A, CF1201A-BLACK, CF235, CF35, CF35-1, CF35-1DP, CF35DP, CF40-1, CF40-1DL, CF40-1DLDP, CF40-1DP, CF40-1E, CF40-1EDP, CF40DL, CF40DLDP, CF40E, CF40EDP, CF50, CF50A, CF50A400, CF50ADP, CF50ADP400, CF50DP, CF50DPPD, CF70PD, COMPACT-EXTRACTIBLE, DL240, DL240-1, DL240-1DP...(Other models you can see in the webshop)		

## baskets

### warewashing baskets

#### steel wire baskets round

#### mix baskets



1

<b>GEV No.</b>	970308	<b>Ref. No.</b>	30001
<b>description</b>	mix basket ED ø 355mm H 130mm seat ø 280mm		



1

<b>GEV No.</b>	970309	<b>Ref. No.</b>	30002
<b>description</b>	mix basket ED ø 355mm H 160mm seat ø 280mm		



1

<b>GEV No.</b>	970311	<b>Ref. No.</b>	30004
<b>description</b>	mix basket ED ø 405mm H 130mm seat ø 280mm		



1

<b>GEV No.</b>	970312	<b>Ref. No.</b>	30005
<b>description</b>	mix basket ED ø 405mm H 160mm seat ø 280mm		



1

<b>GEV No.</b>	970313	<b>Ref. No.</b>	30006
<b>description</b>	mix basket ED ø 405mm H 225mm seat ø 280mm		



1

<b>GEV No.</b>	970314	<b>Ref. No.</b>	30007
<b>description</b>	mix basket ED ø 455mm H 130mm seat ø 390mm		



1

<b>GEV No.</b>	970520	<b>Ref. No.</b>	30008 3008
<b>description</b>	mix basket ED ø 455mm H 160mm seat ø 390mm		

steel wire baskets square

mix baskets



<b>GEV No.</b>	971001 <sup>1</sup>	<b>Ref. No.</b>	30087
<b>description</b>	mix basket L 350mm W 350mm H 120mm mesh type wide-meshed		

<sup>1</sup>wide-meshed



<b>GEV No.</b>	970307 <sup>1</sup>	<b>Ref. No.</b>	30089
<b>description</b>	mix basket L 350mm W 350mm H 180mm mesh type wide-meshed		

<sup>1</sup>wide-meshed



<b>GEV No.</b>	971023 <sup>1</sup>	<b>Ref. No.</b>	30012
<b>description</b>	mix basket L 400mm W 400mm H 130mm mesh type close-meshed		

<sup>1</sup>fine-meshed

accessories

cutlery inserts



<b>GEV No.</b>	970349	<b>Ref. No.</b>	30026
<b>description</b>	cutlery insert L 130mm W 57mm ømm H 110mm		

plate inserts

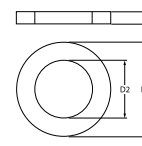


<b>GEV No.</b>	970047	<b>Ref. No.</b>	30035
<b>description</b>	plate insert L 308mm W 100mm plates 15		

gaskets

O-rings

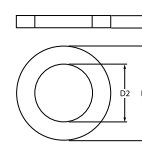
EPDM



<b>GEV No.</b>	361304	<b>Ref. No.</b>	60073
----------------	--------	-----------------	-------

<b>description</b>	O-ring EPDM ID ø 11.11mm thickness 1.78mm Qty 1 pcs for type DIB3E/DIB5E		
--------------------	--	--	--

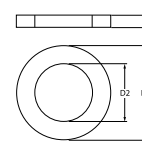
<b>For models:</b>	AT40, AT40DP, CF1000, CF1201A, CF1201A-BLACK, CF235, CF35, CF35-1, CF35-1DP, CF35DP, CF40-1, CF40-1DL, CF40-1DLDP, CF40-1DP, CF40-1E, CF40-1EDP, CF40DL, CF40DLDP, CF40E, CF40EDP, CF50, CF50A, CF50A400, CF50ADP, CF50ADP400, CF50DP, CF50DPPD, CF70PD, COMPACT-EXTRACTIBLE, DL240, DL240-1, DL240-1DP, DL240DP, DS1200, DS1200A, DS400, DS400DP, DS400DP-PD, DS412, DS412PD, DS600, DS600DP, DS600DP-DVGW, DS600DP-PD, DS600DPPD-DVGW, DS600-DVGW, F1201A, F22T-JET-TECH, PM50, PM50DP... (Other models you can see in the webshop)		
--------------------	---	--	--



<b>GEV No.</b>	510302	<b>Ref. No.</b>	60061
----------------	--------	-----------------	-------

<b>description</b>	O-ring EPDM ID ø 12.42mm thickness 1.78mm Qty 1 pcs		
--------------------	---	--	--

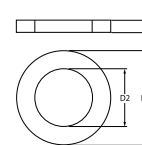
<b>For models:</b>	A350, B100, B101, B101F, B101H, B102, B103, B103F, B201, B203, B301, B303, B303F, B40, CF1000, CF101, CF103, CF11, HOME12		
--------------------	---	--	--



<b>GEV No.</b>	529545	<b>Ref. No.</b>	60060
----------------	--------	-----------------	-------

<b>description</b>	O-ring EPDM thickness 1.78mm ID ø 10.82mm Qty 1 pcs		
--------------------	---	--	--


<b>For models:</b>	A1080, A350, A900, AT40, AT40DP, B100, B101, B101H, B102, B103, B201, B203, B301, B303, CF1000, CF1201A, CF1201A-BLACK, CF235, CF35, CF35-1, CF35-1DP, CF35DP, CF40-1, CF40-1DL, CF40-1DLDP, CF40-1DP, CF40-1E, CF40-1EDP, CF40DL, CF40DLDP, CF40E, CF40EDP, CF50, CF50A, CF50A400, CF50ADP, CF50ADP400, CF50DP, CF50DPPD, CF70PD, COMPACT-EXTRACTIBLE, DL240, DL240-1, DL240-1DP, DL240DP, DS1200, DS1200A, DS400, DS400DP, DS400DP-PD... (Other models you can see in the webshop)		
--------------------	--	--	--



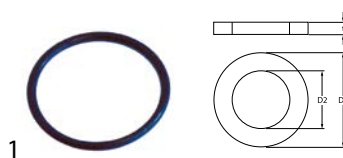
<b>GEV No.</b>	504512	<b>Ref. No.</b>	60072
----------------	--------	-----------------	-------


<b>description</b>	O-ring EPDM thickness 1.78mm ID ø 14mm Qty 1 pcs		
--------------------	--	--	--


<b>For models:</b>	AT40, AT40DP, CF1000, CF1201A, CF1201A-BLACK, CF235, CF35, CF35-1, CF35-1DP, CF35DP, CF40-1, CF40-1DL, CF40-1DLDP, CF40-1DP, CF40-1E, CF40-1EDP, CF40DL, CF40DLDP, CF40E, CF40EDP, CF50, CF50A, CF50A400, CF50ADP, CF50ADP400, CF50DP, CF50DPPD, CF70PD, COMPACT-EXTRACTIBLE, DL240, DL240-1, DL240-1DP, DL240DP, DS1200, DS1200A, DS400, DS400DP, DS400DP-PD, DS412, DS412PD, DS600, DS600DP, DS600DP-DVGW, DS600DP-PD, DS600DPPD-DVGW, DS600-DVGW, F1201A, F22T-JET-TECH, PM50, PM50DP... (Other models you can see in the webshop)		
--------------------	---	--	--


<b>GEV No.</b>	528243	<b>Ref. No.</b>	60071
<b>description</b>	O-ring EPDM thickness 1.78mm ID ø 15.6mm Qty 1 pcs		
<b>For models:</b>	AT40, AT40DP, CF1000, CF1201A, CF1201A-BLACK, CF235, CF35, CF35-1, CF35-1DP, CF35DP, CF40-1, CF40-1DL, CF40-1DLDP, CF40-1DP, CF40-1E, CF40-1EDP, CF40DL, CF40DLDP, CF40E, CF40EDP, CF50, CF50A, CF50A400, CF50ADP, CF50ADP400, CF50DP, CF50DPPD, CF70PD, COMPACT-EXTRACTIBLE, DL240, DL240-1, DL240-1DP, DL240DP, DS1200, DS1200A, DS400, DS400DP, DS400DP-PD, DS412, DS412PD, DS600, DS600DP, DS600DP-DVGW, DS600DP-PD, DS600DPPD-DVGW, DS600-DVGW, F1201A, F22T-JET-TECH, PM50, PM50DP... (Other models you can see in the webshop)		



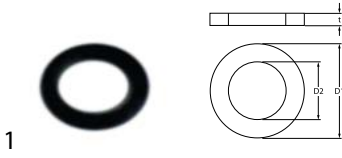
<b>GEV No.</b>	507314	<b>Ref. No.</b>	60053
<b>description</b>	O-ring EPDM thickness 2.62mm ID ø 32.99mm		
<b>For models:</b>	A1080, A350, A500, A720, A900, B100, B101, B101F, B101H, B102, B103, B103F, B201, B203, B301, B303, B303F, CF101, CF103, CF11, DS101, DS103, DS11, DS13, DS201, DS203, DS21, DS23, DSF101, DSF103, DSF11, DSF13		
<b>accessories for</b>	507314		
	<b>GEV No.</b>	507314	<b>Ref. No.</b> 60053
	O-ring EPDM thickness 2.62mm ID ø 32.99mm		




<b>GEV No.</b>	524421	<b>Ref. No.</b>	60059
<b>description</b>	O-ring EPDM thickness 1.78mm ID ø 2.78mm Qty 1 pcs		
<b>For models:</b>	B100, B101, B101F, B101H, B102, B103, B103F, B201, B203, B301, B303, B303F, CF101, CF103, CF11		




<b>GEV No.</b>	510893	<b>Ref. No.</b>	60050
<b>description</b>	O-ring EPDM thickness 2.62mm ID ø 9.92mm Qty 1 pcs		
<b>For models:</b>	A1080, A350, A500, A720, A900, AT40, AT40DP, AT50, B100, B101, B101F, B101H, B102, B103, B103F, B201, B203, B301, B303, B303F, B40, B41, CF1000, CF101, CF103, CF11, CF1201A, CF1201A-BLACK, CF235, CF35, CF35-1, CF35-1DP, CF35DP, CF40-1, CF40-1DL, CF40-1DLDP, CF40-1DP, CF40-1E, CF40-1EDP, CF40DL, CF40DLDP, CF40E, CF40EDP, CF40-1DP, CF40-1E, CF40-1EDP, CF40DL, CF40DLDP, CF40E, CF40EDP, CF50, CF50A, CF50A400, CF50ADP, CF50ADP400, CF50DP, CF50DPPD... (Other models you can see in the webshop)		




<b>GEV No.</b>	528485	<b>Ref. No.</b>	60074
<b>description</b>	O-ring EPDM thickness 1.78mm ID ø 6.07mm Qty 1 pcs		
<b>For models:</b>	AT40, AT40DP, AT50, CF1000, CF1201A, CF1201A-BLACK, CF235, CF35, CF35-1, CF35-1DP, CF35DP, CF40-1, CF40-1DL, CF40-1DLDP, CF40-1DP, CF40-1E, CF40-1EDP, CF40DL, CF40DLDP, CF40E, CF40EDP, CF50, CF50A, CF50A400, CF50ADP, CF50ADP400, CF50DP, CF50DPPD, CF70PD, COMPACT-EXTRACTIBLE, DL240, DL240-1, DL240-1DP, DL240DP, DS1200, DS1200A, DS2000, DS400, DS400DP, DS400DP-PD, DS412, DS412PD, DS600, DS600DP, DS600DP-DVGW, DS600DP-PD, DS600DPPD-DVGW, DS600-DVGW, F1201A, F22T-JET-TECH... (Other models you can see in the webshop)		



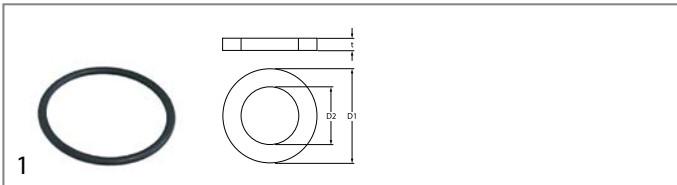
<b>GEV No.</b>	505152	<b>Ref. No.</b>	60054
<b>description</b>	O-ring EPDM thickness 3.53mm ID ø 29mm Qty 1 pcs		
<b>For models:</b>	A350, A500, A720, HOME12		



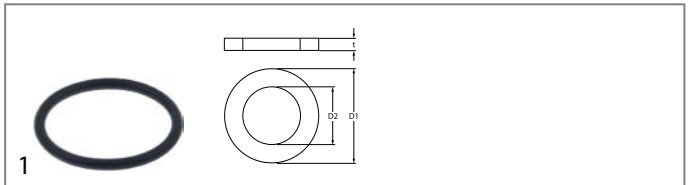
<b>GEV No.</b>	507313	<b>Ref. No.</b>	60062
<b>description</b>	O-ring EPDM thickness 2.62mm ID ø 13.95mm Qty 1 pcs		
<b>For models:</b>	B101, B101H, B103, B201, B203, B301, B303, B40, B41, CF101, CF103, DS400, DS400DP, DS400DP-PD, HOME12		



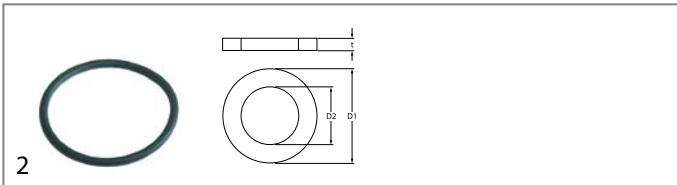
<b>GEV No.</b>	506015	<b>Ref. No.</b>	11315
<b>description</b>	O-ring EPDM thickness 3.53mm ID ø 39.69mm Qty 1 pcs		
<b>For models:</b>	B100, B101, B101F, B101H, B201, B301, B40, CF101, CF11, CF50A, CF50A400, CF50ADP, CF50ADP400, DS101, DS11, DS201, DS21, DS412, DS412PD, DSF101, DSF11		



<b>GEV No.</b>	524148	<b>Ref. No.</b>	60055
<b>description</b>	O-ring EPDM thickness 3.53mm ID ø 40.86mm Qty 1 pcs		
<b>For models:</b>	A1080, A350, A500, A720, A900, AT40, AT40DP, B303, B303F, CF235, CF35, CF35-1, CF35-1DP, CF35DP, CF40-1, CF40-1DL, CF40-1DLDP, CF40-1DP, CF40-1E, CF40-1EDP, CF40DL, CF40DLDP, CF40E, CF40EDP, CF50, CF50DP, CF50DPPD, CF70PD, COMPACT-EXTRACTIBLE, DL240, DL240-1, DL240-1DP, DL240DP, DS101, DS103, DS11, DS13, DS201, DS203, DS21, DS23, DSF101, DSF103, DSF11, DSF13, PM50, PM50DP, PM50DPPB, PM50DPPD, PM50DPPPB...(Other models you can see in the webshop)		




<b>GEV No.</b>	524145	<b>Ref. No.</b>	60063 90063
<b>description</b>	O-ring ID ø 32mm thickness 3mm Qty 1 pcs		
<b>For models:</b>	AT40, AT40DP, B100, B101, B101F, B101H, B102, B103, B103F, B201, B203, B301, B40, B41, CF101, CF103, CF11, CF235, CF35, CF35-1, CF35-1DP, CF35DP, CF40-1, CF40-1DL, CF40-1DLDP, CF40-1DP, CF40-1E, CF40-1EDP, CF40DL, CF40DLDP, CF40E, CF40EDP, COMPACT-EXTRACTIBLE, DL240, DL240-1, DL240-1DP, DL240DP, DS101, DS103, DS11, DS1200, DS13, DS201, DS203, DS21, DS23, DS400, DS400DP, DS400DP-PD, DSF101...(Other models you can see in the webshop)		



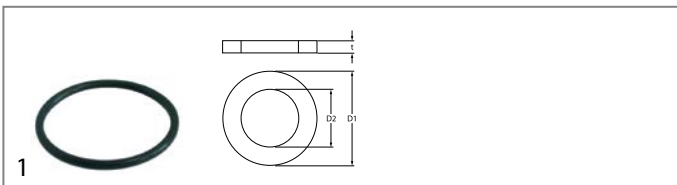
<b>GEV No.</b>	505180	<b>Ref. No.</b>	60076
<b>description</b>	O-ring EPDM thickness 3.53mm ID ø 47.22mm Qty 1 pcs		
<b>For models:</b>	AT40, AT40DP, AT50, CF1000, CF1201A, CF1201A-BLACK, CF235, CF35, CF35-1, CF35-1DP, CF35DP, CF40-1, CF40-1DL, CF40-1DLDP, CF40-1DP, CF40-1E, CF40-1EDP, CF40DL, CF40DLDP, CF40E, CF40EDP, CF50, CF50A, CF50A400, CF50ADP, CF50ADP400, CF50DP, CF50DPPD, CF70PD, COMPACT-EXTRACTIBLE, DL240, DL240-1, DL240-1DP, DL240DP, DS1200, DS1200A, DS400, DS400DP, DS400DP-PD, DS412, DS412PD, DS600, DS600DP, DS600DP-DVGW, DS600DP-PD, DS600DPPD-DVGW, DS600-DVGW, F1201A, F22T-JET-TECH, PM50...(Other models you can see in the webshop)		

sealing washers


fibre gaskets



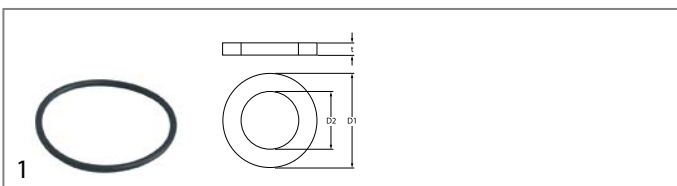
<b>GEV No.</b>	524418	<b>Ref. No.</b>	60008
<b>description</b>	flat gasket FIBER ED ø 14mm ID ø 6.5mm thickness 1.5mm Qty 1 pcs		
<b>For models:</b>	A350, A500, A720, B100, B101, B101F, B101H, B102, B103, B103F, B201, B203, B301, B303, B303F, B40, B41, CF101, CF103, CF11, CF1201A-BLACK, CF235, CF40-1DL, CF40-1DLDP, CF40DL, CF40DLDP, CF50, CF50DP, CF50DPPD, CF70PD, COMPACT-EXTRACTIBLE, DS101, DS103, DS11, DS13, DS201, DS203, DS21, DS23, DS412, DS412PD, DS600, DS600DP, DS600DP-DVGW, DS600DP-PD, DS600DPPD-DVGW, DS600-DVGW, DSF101, DSF103, DSF11...(Other models you can see in the webshop)		




<b>GEV No.</b>	528315	<b>Ref. No.</b>	60057
<b>description</b>	O-ring EPDM thickness 3.53mm ID ø 47.63mm Qty 1 pcs		
<b>For models:</b>	B303, B303F		




<b>GEV No.</b>	524895	<b>Ref. No.</b>	60011
<b>description</b>	flat gasket FIBER ED ø 15mm ID ø 8mm thickness 1mm Qty 1 pcs		
<b>For models:</b>	A1080, A900		



<b>GEV No.</b>	524153	<b>Ref. No.</b>	60075
<b>description</b>	O-ring EPDM thickness 3.53mm ID ø 59.92mm Qty 1 pcs		
<b>For models:</b>	AT50, CF1000, CF1201A, CF1201A-BLACK, CF50A, CF50A400, CF50ADP, CF50ADP400, DS1200, DS1200A, DS2000, DS400, DS400DP, DS400DP-PD, DS412, DS412PD, DS600, DS600DP, DS600DP-DVGW, DS600DP-PD, DS600DPPD-DVGW, DS600-DVGW, F1201A, F22T-JET-TECH		





<b>GEV No.</b>	510129	<b>Ref. No.</b>	60015
<b>description</b>	flat gasket fibre ED ø 25mm ID ø 16.5mm thickness 1.5mm Qty 1 pcs		





<b>GEV No.</b>	510404	<b>Ref. No.</b>	60005
<b>description</b>	flat gasket fibre ED ø 44mm ID ø 34mm thickness 2mm Qty 1 pcs		
<b>For models:</b>	B100, B101, B101F, B101H, B102, B103, B103F, B201, B203, B301, B303, B303F, B40, B41, CF101, CF103, CF11, CF35, CF35-1, CF35-1DP, CF35DP, CF40-1DL, CF40-1DLDP, CF40DL, CF40DLDP, DL240, DL240-1, DL240-1DP, DL240DP, DS101, DS103, DS11, DS13, DS201, DS203, DS21, DS23, DSF101, DSF103, DSF11, DSF13, HOME12		





			
1			
<b>GEV No.</b>	510406	<b>Ref. No.</b>	60010
<b>description</b>	flat gasket fibre ED ø 60mm ID ø 48mm thickness 3mm for thread 1½" Qty 1 pcs		
<b>For models:</b>	A1080, A350, A500, A720, A900, AT50, CF1000, CF1201A, CF50, CF50A, CF50A400, CF50ADP, CF50ADP400, CF50DP, CF50DPPD, CF70PD, DS1200, DS1200A, DS2000, DS600, DS600DP, DS600DP-DVGW, DS600DP-PD, DS600DPPD-DVGW, DS600-DVGW, F1201A, F22T-JET-TECH		


<b>PTFE gaskets</b>			
			
1			
<b>GEV No.</b>	524054	<b>Ref. No.</b>	60004
<b>description</b>	gasket PTFE ED ø 15mm ID ø 10mm thickness 2mm Qty 1 pcs		
<b>For models:</b>	A1080, A350, A500, A720, A900, AT40, AT40DP, AT50, B100, B101, B101F, B101H, B102, B103, B103F, B201, B203, B301, B303, B303F, B40, B41, CF1000, CF101, CF103, CF11, CF1201A, CF1201A-BLACK, CF235, CF35, CF35-1, CF35-1DP, CF35DP, CF40-1, CF40-1DL, CF40-1DLDP, CF40-1DP, CF40-1E, CF40-1EDP, CF40DL, CF40DLDP, CF40E, CF40EDP, CF50, CF50A, CF50A400, CF50ADP, CF50ADP400, CF50DP, CF50DPPD...(Other models you can see in the webshop)		


<b>rubber gaskets</b>			
			
1			
<b>GEV No.</b>	524055	<b>Ref. No.</b>	60001
<b>description</b>	flat gasket rubber ED ø 18mm ID ø 12mm thickness 2mm Qty 1 pcs		
<b>For models:</b>	A1080, A350, A500, A720, A900, B100, B101, B101F, B101H, B102, B103, B103F, B201, B203, B301, B303, B303F, B40, B41, CF101, CF103, CF11, DS101, DS103, DS11, DS13, DS201, DS203, DS21, DS23, DSF101, DSF103, DSF11, DSF13		


<b>springs</b>			
<b>torsion springs</b>			
			
1			
<b>GEV No.</b>	524296	<b>Ref. No.</b>	16256 16256DX
<b>description</b>	torsion spring ø 23mm L2 120mm wire gauge ø 3mm mounting pos. right L1 12mm L3 72mm Qty 1 pcs		
<b>For models:</b>	CF50, CF50A, CF50A400, CF50ADP, CF50ADP400, CF50DP, CF50DPPD, CF70PD		


			
1			
<b>GEV No.</b>	524183	<b>Ref. No.</b>	60003
<b>description</b>	flat gasket rubber ED ø 25mm ID ø 15mm thickness 3mm Qty 1 pcs		
<b>For models:</b>	A1080, A350, A500, A720, A900, AT40, AT40DP, AT50, B100, B101, B101F, B101H, B102, B103, B103F, B201, B203, B301, B303, B303F, B40, B41, CF1000, CF101, CF103, CF11, CF1201A, CF1201A-BLACK, CF235, CF35, CF35-1, CF35-1DP, CF35DP, CF40-1, CF40-1DL, CF40-1DLDP, CF40-1DP, CF40-1E, CF40-1EDP, CF40DL, CF40DLDP, CF40E, CF40EDP, CF50, CF50A, CF50A400, CF50ADP, CF50ADP400, CF50DP, CF50DPPD...(Other models you can see in the webshop)		

<b>compression springs</b>			
			
1			
<b>GEV No.</b>	524348	<b>Ref. No.</b>	10470
<b>description</b>	compression spring compression spring		
<b>For models:</b>	A350, A500, A720, B40, B41, CF235, CF35, CF35-1, CF35-1DP, CF35DP, CF40-1DL, CF40-1DLDP, CF40DL, CF40DLDP, CF50, CF50A, CF50A400, CF50ADP, CF50ADP400, CF50DP, CF50DPPD, CF70PD, COMPACT-EXTRACTIBLE, DL240, DL240-1, DL240-1DP, DL240DP, DS101, DS103, DS11, DS13, DS201, DS203, DS21, DS23, DS400, DS400DP, DS400DP-PD, DS412, DS412PD, DS600, DS600DP, DS600DP-DVGW, DS600DP-PD, DS600DPPD-DVGW, DS600-DVGW, DSF101, DSF103, DSF11, DSF13...(Other models you can see in the webshop)		

			
1			
<b>GEV No.</b>	521124	<b>Ref. No.</b>	050 60009
<b>description</b>	flat gasket rubber ED ø 52mm ID ø 42mm thickness 6mm Qty 1 pcs		
<b>For models:</b>	A1080, A350, A500, A720, A900, AT40, AT40DP, AT50, B100, B101, B101F, B101H, B102, B103, B103F, B201, B203, B301, B303, B303F, B40, B41, CF1000, CF101, CF103, CF11, CF1201A, CF1201A-BLACK, CF235, CF35, CF35-1, CF35-1DP, CF35DP, CF40-1, CF40-1DL, CF40-1DLDP, CF40-1DP, CF40-1E, CF40-1EDP, CF40DL, CF40DLDP, CF40E, CF40EDP, CF50, CF50A, CF50A400, CF50ADP, CF50ADP400, CF50DP, CF50DPPD...(Other models you can see in the webshop)		


			
1			
<b>GEV No.</b>	524329	<b>Ref. No.</b>	12052
<b>description</b>	compression spring ø 5.75mm L 40.5mm wire gauge ø 0.6mm		
<b>For models:</b>	AT40, AT40DP, AT50, CF235, CF35, CF35-1, CF35-1DP, CF35DP, CF40-1, CF40-1DL, CF40-1DLDP, CF40-1DP, CF40-1E, CF40-1EDP, CF40DL, CF40DLDP, CF40E, CF40EDP, CF50, CF50A, CF50A400, CF50ADP, CF50ADP400, CF50DP, CF50DPPD, CF70PD, COMPACT-EXTRACTIBLE, DL240, DL240-1, DL240-1DP, DL240DP, DS101, DS103, DS11, DS13, DS201, DS203, DS21, DS23, DS412, DS412PD, DS600, DS600DP, DS600DP-DVGW, DS600DP-PD, DS600DPPD-DVGW, DS600-DVGW, DSF101, DSF103, DSF11...(Other models you can see in the webshop)		

			
1			
<b>GEV No.</b>	510883	<b>Ref. No.</b>	11314
<b>description</b>	gasket rubber ED ø 86mm ID ø 66mm thickness 2mm for salt tank Qty 1 pcs		
<b>For models:</b>	B100, B101, B101F, B101H, B201, B301, B40, CF101, CF11, CF50A, CF50A400, CF50ADP, CF50ADP400, DS101, DS11, DS201, DS21, DS412, DS412PD, DSF101, DSF11		



1

<b>GEV No.</b>	524401	<b>Ref. No.</b>	11383
<b>description</b>	compression spring ø 6.4mm L 16mm wire gauge ø 0.8mm		
<b>For models:</b>	B101, B101F, B101H, B103, B103F, B201, B203, B301, B303, B303F, CF101, CF103, CF11		



1

<b>GEV No.</b>	524322	<b>Ref. No.</b>	10476
<b>description</b>	compression spring ø 8.4mm L 11.2mm steel		
<b>For models:</b>	A350, B100, B101, B101F, B101H, B102, B103, B103F, B201, B203, B301, B303, B303F, CF103, CF11, HOME12		

### tension springs



1

<b>GEV No.</b>	524355	<b>Ref. No.</b>	10563
<b>description</b>	tension spring ø 43mm total length 340mm wire gauge ø 5.3mm		
<b>For models:</b>	A1080, B101F, B103F, CF1000, CF1201A, CF1201A-BLACK, DS1200, DS1200A, DS2000, F1201A, F22T-JET-TECH		


## dosing pumps

### peristaltic dosing pumps




#### GERMAC

#### wall-mounted version




#### with frequency control



1


<b>GEV No.</b>	361275	<b>Ref. No.</b>	20545	
<b>description</b>	dosing pump GERMAC frequency control 3l/h 230VAC detergent hose ø 4x6mm hose thermoplastic type G43 wall-mounted version dimensions 100x100x136mm			
<b>spare parts for</b>	361275			
	<b>GEV No.</b>	361467	<b>Ref. No.</b>	—
	<b>description</b>	pump hose GERMAC detergent hose type thermoplastic hose ø 6x10mm for model G43/G45/G53/G54/G55/G300/G305		
	<b>GEV No.</b>	361558	<b>Ref. No.</b>	—
	<b>description</b>	control PCB type G42/G43/G45 GERMAC		
	<b>GEV No.</b>	361589	<b>Ref. No.</b>	—
	<b>description</b>	roller assembly GERMAC suitable for G42/43/45/53/54/55/300/302/305/705		

**accessories for** 361275







	<b>GEV No.</b>	361106	<b>Ref. No.</b>	—
	<b>description</b>	container filter with weight and non-return valve SS hose ø 4x6mm ø 21mm L 51mm non return valve lip valve		
	<b>GEV No.</b>	520090	<b>Ref. No.</b>	—
	<b>description</b>	PVC hose ID ø 4mm ED ø 6mm L 2m thickness 1mm t.max. 60°C transparent		
	<b>GEV No.</b>	520091	<b>Ref. No.</b>	—
	<b>description</b>	nylon hose ID ø 4mm ED ø 6mm L 2m thickness 1mm operating p. 10bar burst p. 50bar t.max. 100°C transparent		

#### built-in version

#### with frequency control




1

<b>GEV No.</b>	361267	<b>Ref. No.</b>	20588	
<b>description</b>	dosing pump GERMAC frequency control 2l/h 230VAC detergent hose ø 4x6mm hose thermoplastic type G202 4W built-in version peristaltic pump dimensions 62x70x93mm			
<b>For models:</b>	AT50, CF35, CF35-1, CF35-1DP, CF35DP, CF40-1DL, CF40-1DLDP, CF40DL, CF40DLDP, CF50, CF50A, CF50A400, CF50ADP, CF50ADP400, CF50DP, CF50DPPD, CF70PD, DL240, DL240-1, DL240-1DP, DL240DP, PM50, PM50DP, PM50DPPB, PM50DPPD, PM50DPPDPB, PM50E, PM50PB, PM50PD, PM50PDPB, PMA50, PMA50DP, PMA50DPPB, PMA50DPPD, PMA50DPPDPB, PMA50PB, PMA50PD, PMA50PDPB			
<b>spare parts for</b>	361267			
	<b>GEV No.</b>	361263	<b>Ref. No.</b>	—
	<b>description</b>	roller assembly GERMAC suitable for G80/82/150/152/200/202/250/252/600		
	<b>GEV No.</b>	361554	<b>Ref. No.</b>	—
	<b>description</b>	pump hose GERMAC detergent hose type thermoplastic hose ø 5x8mm for model G200/G250/G252		
	<b>GEV No.</b>	361556	<b>Ref. No.</b>	—
	<b>description</b>	control PCB type G82/G152/G202/G252 GERMAC		
<b>accessories for</b>	361267			
	<b>GEV No.</b>	361106	<b>Ref. No.</b>	—
	<b>description</b>	container filter with weight and non-return valve SS hose ø 4x6mm ø 21mm L 51mm non return valve lip valve		
	<b>GEV No.</b>	520090	<b>Ref. No.</b>	—
	<b>description</b>	PVC hose ID ø 4mm ED ø 6mm L 2m thickness 1mm t.max. 60°C transparent		
	<b>GEV No.</b>	520091	<b>Ref. No.</b>	—
	<b>description</b>	nylon hose ID ø 4mm ED ø 6mm L 2m thickness 1mm operating p. 10bar burst p. 50bar t.max. 100°C transparent		









without control




1

<b>GEV No.</b>	361022	<b>Ref. No.</b>	20128 20588
<b>description</b>	dosing pump GERMAC without control 2l/h 230VAC detergent hose ø 4x6mm hose thermoplastic type G200 built-in version dimensions 55x70x88mm		
<b>For models:</b>	DS400, DS400DP, DS400DP-PD, DS412, DS412PD, DS600, DS600DP, DS600DP-DVGW, DS600DP-PD, DS600DPPD-DVGW, DS600-DVGW		
<b>spare parts for</b>	361022		
	<b>GEV No.</b>	361263	<b>Ref. No.</b> —
	roller assembly GERMAC suitable for G80/82/150/152/200/202/250/252/600		
	<b>GEV No.</b>	361554	<b>Ref. No.</b> —
	pump hose GERMAC detergent hose type thermoplastic hose ø 5x8mm for model G200/G250/G252		
<b>accessories for</b>	361022		
	<b>GEV No.</b>	520090	<b>Ref. No.</b> —
	PVC hose ID ø 4mm ED ø 6mm L 2m thickness 1mm t.max. 60°C transparent		
	<b>GEV No.</b>	520091	<b>Ref. No.</b> —
	nylon hose ID ø 4mm ED ø 6mm L 2m thickness 1mm operating p. 10bar burst p. 50bar t.max. 100°C transparent		

various

built-in version



1

<b>GEV No.</b>	361288	<b>Ref. No.</b>	20571
<b>description</b>	dosing pump 1.4l/h		




1

<b>GEV No.</b>	361289	<b>Ref. No.</b>	20572
<b>description</b>	dosing pump 2.4l/h		
<b>For models:</b>	CF50, CF50DP, CF50DPPD		

piston pumps

spare parts



1


<b>GEV No.</b>	510298	<b>Ref. No.</b>	40044
<b>description</b>	lip valve dosing pump suitable for DB2/DS5		
<b>For models:</b>	A1080, A350, A500, A720, A900, B100, B101, B101F, B101H, B102, B103, B103F, B201, B203, B301, B303, B303F, B40, B41, CF101, CF103, CF11		

membrane dosing pumps

self-priming

LANG


accessories




1


<b>GEV No.</b>	101286	<b>Ref. No.</b>	10554
<b>description</b>	olive ID ø 6mm Qty 1 pcs		
<b>For models:</b>	A1080, A350, A500, A720, A900, B100, B101, B101F, B101H, B102, B103, B103F, B201, B203, B301, B303, B303F, B40, B41, CF101, CF103, CF11, DS101, DS103, DS11, DS13, DS201, DS203, DS21, DS23, DSF101, DSF103, DSF11, DSF13		
<b>accessories for</b>	101286		
	<b>GEV No.</b>	100909	<b>Ref. No.</b> —
	union screw thread M10x1 for pipe ø 6mm Qty 1 pcs		
	<b>GEV No.</b>	101464	<b>Ref. No.</b> —
	union nut thread M12x1 for pipe ø 6mm		




SEKO			
spare parts			
			
1			
<b>GEV No.</b>	361304	<b>Ref. No.</b>	60073
<b>description</b>	O-ring EPDM ID ø 11.11mm thickness 1.78mm Qty 1 pcs for type DIB3E/DIB5E		
<b>For models:</b>	AT40, AT40DP, CF1000, CF1201A, CF1201A-BLACK, CF235, CF35, CF35-1, CF35-1DP, CF35DP, CF40-1, CF40-1DL, CF40-1DLDP, CF40-1DP, CF40-1E, CF40-1EDP, CF40DL, CF40DLDP, CF40E, CF40EDP, CF50, CF50A, CF50A400, CF50ADP, CF50ADP400, CF50DP, CF50DPPD, CF70PD, COMPACT-EXTRACTIBLE, DL240, DL240-1, DL240-1DP, DL240DP, DS1200, DS1200A, DS400, DS400DP, DS400DP-PD, DS412, DS412PD, DS600, DS600DP, DS600DP-DVGW, DS600DP-PD, DS600DPPD-DVGW, DS600-DVGW, F1201A, F22T-JET-TECH, PM50, PM50DP... (Other models you can see in the webshop)		

various			
			
1			
<b>GEV No.</b>	361015	<b>Ref. No.</b>	20199 40145
<b>description</b>	dosing pump membrane dosing pump rinse aid inlet 6x8mm outlet 4x6mm pressure connection ø 4x6mm suction connection ø 6x8mm		
<b>For models:</b>	AT40, AT40DP, CF1000, CF1201A, CF1201A-BLACK, CF235, CF35, CF35-1, CF35-1DP, CF35DP, CF40-1, CF40-1DL, CF40-1DLDP, CF40-1DP, CF40-1E, CF40-1EDP, CF40DL, CF40DLDP, CF40E, CF40EDP, CF50, CF50A, CF50A400, CF50ADP, CF50ADP400, CF50DP, CF50DPPD, CF70PD, COMPACT-EXTRACTIBLE, DL240, DL240-1, DL240-1DP, DL240DP, DS1200, DS1200A, DS2000, DS412, DS412PD, DS600, DS600DP, DS600DP-DVGW, DS600DP-PD, DS600DPPD-DVGW, DS600-DVGW, F1201A, F22T-JET-TECH, PM50, PM50DP, PM50DPPB, PM50DPPD... (Other models you can see in the webshop)		
<b>spare parts for</b>	361015		
	<b>GEV No.</b>	361132	<b>Ref. No.</b> 40147
	<b>GEV No.</b>	510298	<b>Ref. No.</b> 40044

spare parts			
			
1			
<b>GEV No.</b>	510298	<b>Ref. No.</b>	40044
<b>description</b>	lip valve dosing pump suitable for DB2/DS5		
<b>For models:</b>	A1080, A350, A500, A720, A900, B100, B101, B101F, B101H, B102, B103, B103F, B201, B203, B301, B303, B303F, B40, B41, CF101, CF103, CF11		

			
1			
<b>GEV No.</b>	361132	<b>Ref. No.</b>	40147
<b>description</b>	membrane dosing pump		

self-priming with supporting pressure			
ELETTOBAR			
			
1			
<b>GEV No.</b>	510298	<b>Ref. No.</b>	40044
<b>description</b>	lip valve dosing pump suitable for DB2/DS5		
<b>For models:</b>	A1080, A350, A500, A720, A900, B100, B101, B101F, B101H, B102, B103, B103F, B201, B203, B301, B303, B303F, B40, B41, CF101, CF103, CF11		
















GERMAC			
type 1000			
			
1			
<b>GEV No.</b>	361519	<b>Ref. No.</b>	20003
<b>description</b>	dosing pump type 1000 rinse aid inlet 4x6mm outlet M10x1 pressure connection ø M10x1 IT for pipes ø 6mm suction connection ø PVC 4x6mm supporting pressure 11mm rebound ball PTFE 1mm GERMAC CODE VNR/A3		
<b>spare parts for</b>	361519		
	<b>GEV No.</b>	361550	<b>Ref. No.</b> —
	<b>GEV No.</b>	361551	<b>Ref. No.</b> —
	<b>GEV No.</b>	361703	<b>Ref. No.</b> —
	<b>GEV No.</b>	361705	<b>Ref. No.</b> —
	<b>GEV No.</b>	510298	<b>Ref. No.</b> 40044
<b>accessories for</b>	361519		
	<b>GEV No.</b>	361553	<b>Ref. No.</b> —
	<b>GEV No.</b>	361700	<b>Ref. No.</b> —
	<b>GEV No.</b>	361702	<b>Ref. No.</b> —


Table continues overleaf



accessories for		361519	
GEV No.	361704	Ref. No.	—
	hose connector brass straight thread M12x1 hose ø 11mm Qty 1 pcs		
GEV No.	510296	Ref. No.	10562
	membrane silicone		
GEV No.	520090	Ref. No.	—
	PVC hose ID ø 4mm ED ø 6mm L 2m thickness 1mm t.max. 60°C transparent		
GEV No.	520091	Ref. No.	—
	nylon hose ID ø 4mm ED ø 6mm L 2m thickness 1mm operating p. 10bar burst p. 50bar t.max. 100°C transparent		

spare parts			
	1		
GEV No.	510298	Ref. No.	40044
<b>description</b>	lip valve dosing pump suitable for DB2/DS5		
<b>For models:</b>	A1080, A350, A500, A720, A900, B100, B101, B101F, B101H, B102, B103, B103F, B201, B203, B301, B303, B303F, B40, B41, CF101, CF103, CF11		


	1		
GEV No.	510296	Ref. No.	10562
<b>description</b>	membrane silicone		
<b>For models:</b>	A1080, A350, A500, A720, A900, B100, B101, B101F, B101H, B102, B103, B103F, B201, B203, B301, B303, B303F, B40, B41, CF101, CF103, CF11		

SEKO			
	1		
GEV No.	361304	Ref. No.	60073
<b>description</b>	O-ring EPDM ID ø 11.1mm thickness 1.78mm Qty 1 pcs for type DIB3E/DIB5E		
<b>For models:</b>	AT40, AT40DP, CF1000, CF1201A, CF1201A-BLACK, CF235, CF35, CF35-1, CF35-1DP, CF35DP, CF40-1, CF40-1DL, CF40-1DLDP, CF40-1DP, CF40-1E, CF40-1EDP, CF40DL, CF40DLDP, CF40E, CF40EDP, CF50, CF50A, CF50A400, CF50ADP, CF50ADP400, CF50DP, CF50DPPD, CF70PD, COMPACT-EXTRACTIBLE, DL240, DL240-1, DL240-1DP, DL240DP, DS1200, DS1200A, DS400, DS400DP, DS400DP-PD, DS412, DS412PD, DS600, DS600DP, DS600DP-DVGW, DS600DP-PD, DS600DPPD-DVGW, DS600-DVGW, F1201A, F22T-JET-TECH, PM50, PM50DP.. (Other models you can see in the webshop)		


accessories

container filters

	1		
GEV No.	361243	Ref. No.	10446
<b>description</b>	container filter		
<b>For models:</b>	A1080, A350, A500, A900, AT40, AT40DP, B100, B101, B101F, B101H, B102, B103, B103F, B201, B203, B301, B303, B303F, B40, B41, CF1000, CF101, CF103, CF1201A, CF1201A-BLACK, CF235, CF35, CF35-1, CF35-1DP, CF35DP, CF40-1, CF40-1DL, CF40-1DLDP, CF40-1DP, CF40-1E, CF40-1EDP, CF40DL, CF40DLDP, CF40E, CF40EDP, CF50, CF50A, CF50A400, CF50ADP, CF50ADP400, CF50DP, CF50DPPD, CF70PD, COMPACT-EXTRACTIBLE, DL240...(Other models you can see in the webshop)		


	1		
GEV No.	361062	Ref. No.	10446
<b>description</b>	container filter hose ø 4mm		

container filters with non-return valve

	1		
GEV No.	361058	Ref. No.	11566
<b>description</b>	container filter with non-return valve SS hose ø 4x6mm ø 20mm L 56mm		
<b>For models:</b>	DS412, DS412PD, DS600, DS600DP, DS600DP-DVGW, DS600DP-PD, DS600DPPD-DVGW, DS600-DVGW		

hoses

silicone hoses

	1		
GEV No.	570145 <sup>1</sup>	Ref. No.	60554
<b>description</b>	dosing hose ID ø 4mm ED ø 6mm Lm t.max. 200°C Shore A 55° blue rinse aid silicone		
<b>For models:</b>	AT40, AT40DP, CF1201A, CF1201A-BLACK, CF35, CF35-1, CF35-1DP, CF35DP, CF40-1, CF40-1DL, CF40-1DLDP, CF40-1DP, CF40-1E, CF40-1EDP, CF40DL, CF40DLDP, CF40E, CF40EDP, CF50, CF50DP, CF50DPPD, DS1200A, PM50, PM50DP, PM50DPPB, PM50DPPD, PM50DPPDPB, PM50E, PM50PB, PM50PD, PM50PDPB, PMA50, PMA50DP, PMA50DPPB, PMA50DPPD, PMA50DPPDPB, PMA50PB, PMA50PD, PMA50PDPB		

<sup>1</sup>by the meter



hose couplings

plastic



1			
<b>GEV No.</b>	524402	<b>Ref. No.</b>	11386
<b>description</b>	hose connector		

tank inlets



1			
<b>GEV No.</b>	361064	<b>Ref. No.</b>	10365
<b>description</b>	tank inlet		
<b>For models:</b>	A500, DS400, DS400DP, DS400DP-PD, DS412, DS412PD, DS600, DS600DP, DS600DP-DVGW, DS600DP-PD, DS600DPPD-DVGW, DS600-DVGW		




1			
<b>GEV No.</b>	361270	<b>Ref. No.</b>	20552
<b>description</b>	tank inlet SS M12 hose ø 4mm		
<b>For models:</b>	AT40, AT40DP, AT50, CF1201A-BLACK, CF35, CF35-1, CF35-1DP, CF35DP, CF40-1, CF40-1DL, CF40-1DLDP, CF40-1DP, CF40-1E, CF40-1EDP, CF40DL, CF40DLDP, CF40E, CF40EDP, CF50, CF50A, CF50A400, CF50ADP, CF50ADP400, CF50DP, CF50DPPD, CF70PD, DL240, DL240-1, DL240-1DP, DL240DP, F22T-JET-TECH, PM50, PM50DP, PM50DPPB, PM50DPPD, PM50DPPDPB, PM50E, PM50PB, PM50PD, PM50PDPB, PMA50, PMA50DP, PMA50DPPB, PMA50DPPD, PMA50DPPDPB, PMA50PB, PMA50PD, PMA50PDPB		

hoses


supply hoses

plastic/rubber hoses




1			
<b>GEV No.</b>	520747	<b>Ref. No.</b>	16025
<b>description</b>	supply hose thread 3/4" DN 10mm L 500mm plastic-coated white/red operating p. 10bar burst p. 32bar straight-curved		
<b>For models:</b>	CF50, CF50DP, CF50DPPD, PM50, PM50DP, PM50DPPB, PM50DPPD, PM50DPPDPB, PM50E, PM50PB, PM50PD, PM50PDPB, PMA50, PMA50DP, PMA50DPPB, PMA50DPPD, PMA50DPPDPB, PMA50PB, PMA50PD, PMA50PDPB		

drain hoses



1			
<b>GEV No.</b>	524255	<b>Ref. No.</b>	60562
<b>description</b>	drain hose		
<b>For models:</b>	B100, B101, B101F, B101H, B102, B103, B103F, B201, B203, B301, B40, B41, CF101, CF103, CF11, DS400, DS400DP, DS400DP-PD, DS600, DS600DP, DS600DP-DVGW, DS600DP-PD, DS600DPPD-DVGW, DS600-DVGW, HOME12		



1			
<b>GEV No.</b>	530587	<b>Ref. No.</b>	60561
<b>description</b>	drain hose DN28 L 2000mm straight ø inside 32mm straight ext. ø 40mm outer hose ø 35mm		
<b>For models:</b>	A1080, A350, A720, A900, B303, B303F, CF1000, CF1201A, CF50, CF70PD, DS1200, DS1200A, DS2000, F1201A, PM50, PM50E, PM50PB, PM50PD, PM50PDPB, PMA50, PMA50PB, PMA50PD, PMA50PDPB		




1			
<b>GEV No.</b>	524257	<b>Ref. No.</b>	60556
<b>description</b>	drain hose DN19 L 1700mm A int. ø 21mm A ext. ø 27mm B int. ø 29mm B ext. ø 34mm outer hose ø 23mm		
<b>For models:</b>	AT40, AT40DP, AT50, CF235, CF35, CF35-1, CF35-1DP, CF35DP, CF40-1, CF40-1DL, CF40-1DLDP, CF40-1DP, CF40-1E, CF40-1EDP, CF40DL, CF40DLDP, CF40E, CF40EDP, CF50A, CF50A400, CF50ADP, CF50ADP400, CF50DP, CF50DPPD, COMPACT-EXTRACTIBLE, DL240, DL240-1, DL240-1DP, DL240DP, DS101, DS103, DS11, DS13, DS201, DS203, DS21, DS23, DS412, DS412PD, DSF101, DSF103, DSF11, DSF13, PM50DP, PM50DPPB, PM50DPPD, PM50DPPDPB, PM50E, PMA50DP, PMA50DPPB...(Other models you can see in the webshop)		

industrial hoses

Niplaflex hoses




1			
<b>GEV No.</b>	530561	<b>Ref. No.</b>	60565
<b>description</b>	pressure hose ID ø 10mm ED ø 17mm L 5m thickness 3.5mm operating p. 10bar burst p. 30bar t.max. 110°C		

1

<b>GEV No.</b>	530562	<b>Ref. No.</b>	60565
<b>description</b>	pressure hose ID ø 13mm ED ø 21mm L 5m operating p. 10bar burst p. 30bar t.max. 110°C		

pressure control hoses



1

<b>GEV No.</b>	530560	<b>Ref. No.</b>	16029
<b>description</b>	pressure control hose ID ø 5mm ED ø 9mm L 5m operating p. 30bar burst p. 90bar temp.-resist. 60°C		
<b>For models:</b>	AT50, CF50, CF50A, CF50A400, CF50ADP, CF50ADP400, CF50DP, CF50DPPD, PM50, PM50DP, PM50DPPB, PM50DPPD, PM50DPPDPB, PM50E, PM50PB, PM50PD, PM50PDPB, PMA50, PMA50DP, PMA50DPPB, PMA50DPPD, PMA50DPPDPB, PMA50PB, PMA50PD, PMA50PDPB		

formed hoses

straight




1

<b>GEV No.</b>	524393	<b>Ref. No.</b>	10520
<b>description</b>	formed hose dishwasher straight		
<b>For models:</b>	B100, B101, B101F, B101H, B103, B103F, B201, B203, B301, CF103, CF235, CF40-1DL, CF40-1DLDP, CF40DL, CF40DLDP, DL240, DL240-1, DL240-1DP, DL240DP, DS101, DS103, DS11, DS13, DS201, DS203, DS21, DS23, DSF101, DSF103, DSF11, DSF13		




1

<b>GEV No.</b>	524224	<b>Ref. No.</b>	10534
<b>description</b>	formed hose dishwasher straight equiv. no. 10534		
<b>For models:</b>	A350, A500, AT50, DS600, DS600DP, DS600DP-DVGW, DS600DP-PD, DS600DPPD-DVGW, DS600-DVGW		




1

<b>GEV No.</b>	524266	<b>Ref. No.</b>	12034
<b>description</b>	formed hose dishwasher straight equiv. no. 12034 for drain pump		
<b>For models:</b>	CF35, CF35-1, CF35-1DP, CF35DP, CF50A, CF50A400, CF50ADP, CF50ADP400, DS400, DS400DP, DS400DP-PD, DS412, DS412PD		



1

<b>GEV No.</b>	524228	<b>Ref. No.</b>	12127
<b>description</b>	formed hose dishwasher straight equiv. no. 12127		
<b>For models:</b>	CF50A, CF50A400, CF50ADP, CF50ADP400, DS400, DS400DP, DS400DP-PD, DS412, DS412PD		



1

<b>GEV No.</b>	524216	<b>Ref. No.</b>	15565
<b>description</b>	formed hose dishwasher straight equiv. no. 15565		
<b>For models:</b>	CF35, CF35-1, CF35-1DP, CF35DP		



1


<b>GEV No.</b>	524215	<b>Ref. No.</b>	15791
<b>description</b>	formed hose dishwasher straight equiv. no. 15791		
<b>For models:</b>	CF235, COMPACT-EXTRACTIBLE		



1

<b>GEV No.</b>	524227	<b>Ref. No.</b>	16001
<b>description</b>	formed hose dishwasher straight equiv. no. 16001		
<b>For models:</b>	CF1000, F22T-JET-TECH		





			
1			
<b>GEV No.</b>	524202	<b>Ref. No.</b>	15742
<b>description</b>	formed hose dishwasher straight equiv. no. AKO-15742		
<b>For models:</b>	CF70PD		


form L


			
1			
<b>GEV No.</b>	524200	<b>Ref. No.</b>	15790
<b>description</b>	formed hose end piece A ext. ø 45mm end piece A int. ø 33mm AD2 ø 36mm ø end piece B 26mm warewashing L-shape equiv. no. 15790		
<b>For models:</b>	CF235, COMPACT-EXTRACTIBLE		

			
1			
<b>GEV No.</b>	524217	<b>Ref. No.</b>	16003
<b>description</b>	formed hose end piece A ext. ø 50mm end piece A int. ø 38mm AD2 ø 40mm ø end piece B 30mm warewashing L-shape equiv. no. 16003		
<b>For models:</b>	AT40, AT40DP, CF40-1, CF40-1DL, CF40-1DLDP, CF40-1DP, CF40-1E, CF40-1EDP, CF40DL, CF40DLDP, CF40E, CF40EDP, DL240, DL240-1, DL240-1DP, DL240DP		


			
1			
<b>GEV No.</b>	524263	<b>Ref. No.</b>	12035
<b>description</b>	formed hose for drain pump warewashing L-shape		
<b>For models:</b>	AT50, CF50A, CF50A400, CF50ADP, CF50ADP400, DS400, DS400DP, DS400DP-PD, DS600, DS600DP, DS600DP-DVGW, DS600DP-PD, DS600DPPD-DVGW, DS600-DVGW		

			
1			
<b>GEV No.</b>	524267	<b>Ref. No.</b>	16022
<b>description</b>	formed hose for drain pump warewashing L-shape equiv. no. 16022		
<b>For models:</b>	AT40, AT40DP, CF40-1, CF40-1DL, CF40-1DLDP, CF40-1DP, CF40-1E, CF40-1EDP, CF40DL, CF40DLDP, CF40E, CF40EDP, DL240, DL240-1, DL240-1DP, DL240DP		

			
1			
<b>GEV No.</b>	524268	<b>Ref. No.</b>	15633
<b>description</b>	formed hose for drain pump warewashing L-shape equiv. no. AKO-15633		
<b>For models:</b>	CF50, CF50DP, CF50DPPD, PM50, PM50DP, PM50DPPB, PM50DPPD, PM50DPPDPB, PM50E, PM50PB, PM50PD, PM50PDPB, PMA50, PMA50DP, PMA50DPPB, PMA50DPPD, PMA50DPPDPB, PMA50PB, PMA50PD, PMA50PDPB		


			
1			
<b>GEV No.</b>	524400	<b>Ref. No.</b>	11372
<b>description</b>	formed hose warewashing L-shape		

			
1			
<b>GEV No.</b>	524225	<b>Ref. No.</b>	10535
<b>description</b>	formed hose warewashing L-shape equiv. no. 10535 L2 170mm L1 220mm ID ø 50mm		
<b>For models:</b>	A1080, A720		


1

<b>GEV No.</b>	524238	<b>Ref. No.</b>	10536
<b>description</b>	formed hose warewashing L-shape equiv. no. 10536 hose int. ø 26mm		
<b>For models:</b>	B100, B101, B101H, B102, B103, B303		



1

<b>GEV No.</b>	524239	<b>Ref. No.</b>	10537
<b>description</b>	formed hose warewashing L-shape equiv. no. 10537 hose int. ø 25mm		
<b>For models:</b>	B101F, B103F, B201, B203, B301, B40, B41, CF101, CF103, CF11		




1

<b>GEV No.</b>	524240	<b>Ref. No.</b>	10538
<b>description</b>	formed hose warewashing L-shape equiv. no. 10538 hose int. ø 37mm		




1

<b>GEV No.</b>	524204	<b>Ref. No.</b>	10542
<b>description</b>	formed hose warewashing L-shape equiv. no. 10542		
<b>For models:</b>	B100, B101, B101F, B101H, B102, B103, B103F, B201, B203, B301, CF101, CF103, CF11		



1

<b>GEV No.</b>	524205	<b>Ref. No.</b>	10543
<b>description</b>	formed hose warewashing L-shape equiv. no. 10543		
<b>For models:</b>	B303, B303F		




1

<b>GEV No.</b>	524207	<b>Ref. No.</b>	10545
<b>description</b>	formed hose warewashing L-shape equiv. no. 10545		
<b>For models:</b>	A350, B303, B303F, CF50, CF50DP, CF50DPPD, PM50, PM50DP, PM50DPPB, PM50DPPD, PM50DPPDPB, PM50E, PM50PB, PM50PD, PM50PDPB, PMA50, PMA50DP, PMA50DPPB, PMA50DPPD, PMA50DPPDPB, PMA50PB, PMA50PD, PMA50PDPB		




1

<b>GEV No.</b>	524208	<b>Ref. No.</b>	10546
<b>description</b>	formed hose warewashing L-shape equiv. no. 10546		
<b>For models:</b>	A1080, A900		




1

<b>GEV No.</b>	524206	<b>Ref. No.</b>	10549
<b>description</b>	formed hose warewashing L-shape equiv. no. 10549		
<b>For models:</b>	B40, B41		

1

<b>GEV No.</b>	524223	<b>Ref. No.</b>	11300
<b>description</b>	formed hose warewashing L-shape equiv. no. 11300		
<b>For models:</b>	B40, B41		



1

<b>GEV No.</b>	524226	<b>Ref. No.</b>	11335
<b>description</b>	formed hose warewashing L-shape equiv. no. 11335 L2 155mm L1 350mm ID ø 47mm		
<b>For models:</b>	A900		



1

<b>GEV No.</b>	524209	<b>Ref. No.</b>	12030
<b>description</b>	formed hose warewashing L-shape equiv. no. 12030		
<b>For models:</b>	AT50, CF50A, CF50A400, CF50ADP, CF50ADP400, DS412, DS412PD, DS600, DS600DP, DS600DP-DVGW, DS600DP-PD, DS600PPD-DVGW, DS600-DVGW		



1

<b>GEV No.</b>	524236	<b>Ref. No.</b>	15563
<b>description</b>	formed hose warewashing L-shape equiv. no. 15563		
<b>For models:</b>	AT40, AT40DP, CF35, CF35-1, CF35-1DP, CF35DP, CF40-1, CF40-1DL, CF40-1DLDP, CF40-1DP, CF40-1E, CF40-1EDP, CF40DL, CF40DLDP, CF40E, CF40EDP, DL240, DL240-1, DL240-1DP, DL240DP		



1


<b>GEV No.</b>	524201	<b>Ref. No.</b>	15564
<b>description</b>	formed hose warewashing L-shape equiv. no. 15564		
<b>For models:</b>	AT40, AT40DP, CF35, CF35-1, CF35-1DP, CF35DP, CF40-1, CF40-1DL, CF40-1DLDP, CF40-1DP, CF40-1E, CF40-1EDP, CF40DL, CF40DLDP, CF40E, CF40EDP, DL240, DL240-1, DL240-1DP, DL240DP		



1


<b>GEV No.</b>	524237	<b>Ref. No.</b>	15739
<b>description</b>	formed hose warewashing L-shape equiv. no. 15739 hose int. ø 27mm		
<b>For models:</b>	DS101, DS103, DS11, DS13, DS201, DS203, DS21, DS23, DSF101, DSF103, DSF11, DSF13		




1

<b>GEV No.</b>	524203	<b>Ref. No.</b>	15740
<b>description</b>	formed hose warewashing L-shape equiv. no. 15740		
<b>For models:</b>	DS101, DS103, DS11, DS13, DS201, DS203, DS21, DS23, DSF101, DSF103, DSF11, DSF13		



1


<b>GEV No.</b>	524210	<b>Ref. No.</b>	15741
<b>description</b>	formed hose warewashing L-shape equiv. no. 15741		
<b>For models:</b>	CF70PD		



1


<b>GEV No.</b>	524235	<b>Ref. No.</b>	15792
<b>description</b>	formed hose warewashing L-shape equiv. no. 15792		
<b>For models:</b>	CF235, COMPACT-EXTRACTIBLE		

**form S**



1


<b>GEV No.</b>	524269	<b>Ref. No.</b>	12036
<b>description</b>	formed hose for drain pump S-shape warewashing equiv. no. 12036		
<b>For models:</b>	AT50, CF50A, CF50A400, CF50ADP, CF50ADP400, DS600, DS600DP, DS600DP-DVGW, DS600DP-PD, DS600DPPD-DVGW, DS600-DVGW		



1

<b>GEV No.</b>	524262	<b>Ref. No.</b>	15634
<b>description</b>	formed hose for drain pump S-shape warewashing equiv. no. 15634		
<b>For models:</b>	CF50, CF50DP, CF50DPPD, PM50, PM50DP, PM50DPPB, PM50DPPD, PM50DPPDPB, PM50E, PM50PB, PM50PD, PM50PDPB, PMA50, PMA50DP, PMA50DPPB, PMA50DPPD, PMA50DPPDPB, PMA50PB, PMA50PD, PMA50PDPB		


**form U**



1


<b>GEV No.</b>	524893	<b>Ref. No.</b>	12037
<b>description</b>	formed hose D1 ø 34mm D2 ø 43mm L 620mm U-shape		
<b>For models:</b>	AT50, DS400, DS400DP, DS400DP-PD, DS600, DS600DP, DS600DP-DVGW, DS600DP-PD, DS600DPPD-DVGW, DS600-DVGW		

**miscellaneous**



1

<b>GEV No.</b>	524261	<b>Ref. No.</b>	16023
<b>description</b>	formed hose for drain pump warewashing equiv. no. 16023		
<b>For models:</b>	AT40, AT40DP, CF40-1, CF40-1DL, CF40-1DLDP, CF40-1DP, CF40-1E, CF40-1EDP, CF40DL, CF40DLDP, CF40E, CF40EDP, DL240, DL240-1, DL240-1DP, DL240DP		




1

<b>GEV No.</b>	524220	<b>Ref. No.</b>	10530
<b>description</b>	formed hose warewashing equiv. no. 10530		
<b>For models:</b>	B100, B101, B101F, B101H, B102, B103, B103F, CF101, CF103, CF11		




1

<b>GEV No.</b>	524221	<b>Ref. No.</b>	10531
<b>description</b>	formed hose warewashing equiv. no. 10531		
<b>For models:</b>	B201, B203, B301		



1

<b>GEV No.</b>	524222	<b>Ref. No.</b>	10532
<b>description</b>	formed hose warewashing equiv. no. 10532		
<b>For models:</b>	B303, B303F, DS412, DS412PD		




1

<b>GEV No.</b>	524241	<b>Ref. No.</b>	10540
<b>description</b>	formed hose warewashing equiv. no. 10540		
<b>For models:</b>	A350, A500, A720		



1

<b>GEV No.</b>	524242	<b>Ref. No.</b>	10593
<b>description</b>	formed hose warewashing equiv. no. 10593		
<b>For models:</b>	A1080, A900, CF1201A-BLACK, DS600, DS600DP, DS600DP-DVGW, DS600DP-PD, DS600DPPD-DVGW, DS600-DVGW		




1

<b>GEV No.</b>	524244	<b>Ref. No.</b>	12126
<b>description</b>	formed hose warewashing equiv. no. 12126		
<b>For models:</b>	DS600, DS600DP, DS600DP-DVGW, DS600DP-PD, DS600DPPD-DVGW, DS600-DVGW		



1

<b>GEV No.</b>	524212	<b>Ref. No.</b>	15520
<b>description</b>	formed hose warewashing equiv. no. 15520		
<b>For models:</b>	CF1201A, CF1201A-BLACK, DS1200, DS1200A		



1

<b>GEV No.</b>	524214	<b>Ref. No.</b>	15522
<b>description</b>	formed hose warewashing equiv. no. 15522 mounting pos. upper		
<b>For models:</b>	CF1201A, CF1201A-BLACK, DS1200, DS1200A, F1201A		



1

<b>GEV No.</b>	524245	<b>Ref. No.</b>	15588
<b>description</b>	formed hose warewashing equiv. no. 15588		
<b>For models:</b>	CF1000, CF1201A, CF70PD, DS1200, DS1200A, DS2000, F1201A, F22T-JET-TECH		





1

<b>GEV No.</b>	524213	<b>Ref. No.</b>	15589
<b>description</b>	formed hose warewashing equiv. no. 15589 mounting pos. lower		
<b>For models:</b>	CF1201A, CF1201A-BLACK, DS1200, DS1200A, F1201A		




1

<b>GEV No.</b>	524260	<b>Ref. No.</b>	15601
<b>description</b>	formed hose warewashing equiv. no. 15601		
<b>For models:</b>	CF35, CF35-1, CF35-1DP, CF35DP		




1

<b>GEV No.</b>	524243	<b>Ref. No.</b>	15632
<b>description</b>	formed hose warewashing equiv. no. 15632		
<b>For models:</b>	CF50, CF50DP, CF50DPPD, PM50, PM50DP, PM50DPPB, PM50DPPD, PM50DPPDPB, PM50E, PM50PB, PM50PD, PM50PDPB, PMA50, PMA50DP, PMA50DPPB, PMA50DPPD, PMA50DPPDPB, PMA50PB, PMA50PD, PMA50PDPB		




1

<b>GEV No.</b>	524218	<b>Ref. No.</b>	15738
<b>description</b>	formed hose warewashing equiv. no. 15738		
<b>For models:</b>	DS101, DS103, DS11, DS13, DSF101, DSF103, DSF11, DSF13		



1

<b>GEV No.</b>	524219	<b>Ref. No.</b>	15763
<b>description</b>	formed hose warewashing equiv. no. 15763		
<b>For models:</b>	DS201, DS203, DS21, DS23		




1

<b>GEV No.</b>	524211	<b>Ref. No.</b>	16000
<b>description</b>	formed hose warewashing equiv. no. 16000		
<b>For models:</b>	CF1000, F1201A, F22T-JET-TECH		

for dishwashers

miscellaneous




1


<b>GEV No.</b>	510806	<b>Ref. No.</b>	60564
<b>description</b>	extraction hose ED ø 8mm ID ø 5mm Qty supplied by meter		
<b>For models:</b>	AT40, AT40DP, AT50, CF1201A-BLACK, CF35, CF35-1, CF35-1DP, CF35DP, CF40-1, CF40-1DL, CF40-1DLDP, CF40-1DP, CF40-1E, CF40-1EDP, CF40DL, CF40DLDP, CF40E, CF40EDP, CF50, CF50A, CF50A400, CF50ADP, CF50ADP400, CF50DP, CF50DPPD, CF70PD, DL240, DL240-1, DL240-1DP, DL240DP, DS400, DS400DP, DS400DP-PD, DS412, DS412PD, DS600, DS600DP, DS600DP-DVGW, DS600DP-PD, DS600DPPD-DVGW, DS600-DVGW, F22T-JET-TECH, PM50, PM50DP, PM50DPPB, PM50DPPD, PM50DPPDPB, PM50E, PM50PB, PM50PD... (Other models you can see in the webshop)		



1

<b>GEV No.</b>	530590	<b>Ref. No.</b>	60555
<b>description</b>	hose ED ø 15mm ID ø 8mm equiv. no. 200117 Qty supplied by meter		
<b>For models:</b>	AT40, AT40DP, CF1000, CF1201A, CF1201A-BLACK, CF235, CF35, CF35-1, CF35-1DP, CF35DP, CF40-1, CF40-1DL, CF40-1DLDP, CF40-1DP, CF40-1E, CF40-1EDP, CF40DL, CF40DLDP, CF40E, CF40EDP, CF50, CF50A, CF50A400, CF50ADP, CF50ADP400, CF50DP, CF50DPPD, CF70PD, COMPACT-EXTRACTIBLE, DL240, DL240-1, DL240-1DP, DL240DP, DS1200, DS1200A, DS2000, DS412, DS412PD, DS600, DS600DP, DS600DP-DVGW, DS600DP-PD, DS600DPPD-DVGW, DS600-DVGW, F1201A, F22T-JET-TECH, PM50, PM50DP, PM50DPPB, PM50DPPD... (Other models you can see in the webshop)		

			
<b>GEV No.</b>	524428	<b>Ref. No.</b>	60563
<b>description</b>	hose Qty supplied by meter		
<b>For models:</b>	A500, A720, B100, B101, B101F, B101H, B102, B103, B201, B203, B301, B303, B303F, B40, B41, CF1000, CF101, CF103, CF11, CF1201A, CF235, CF35, CF35-1, CF35-1DP, CF35DP, CF40-1DL, CF40-1DLD, CF40DL, CF40DLD, CF50, CF50A, CF50A400, CF50ADP, CF50ADP400, CF50DP, CF50DPPD, CF70PD, COMPACT-EXTRACTIBLE, DL240, DL240-1, DL240-1DP, DL240DP, DS101, DS103, DS11, DS1200, DS1200A, DS13, DS2000, DS201...(Other models you can see in the webshop)		


			
<b>GEV No.</b>	524233	<b>Ref. No.</b>	10353
<b>description</b>	hose connector		
<b>For models:</b>	B100, B101, B101H, B102, B103, B201, B203, B301, B303, DS101, DS103, DS11, DS13, DS201, DS203, DS21, DS23, HOME12		


## fittings, hose and pipe connectors


### hose connectors


#### without screw connection

			
<b>GEV No.</b>	524187	<b>Ref. No.</b>	12076
<b>description</b>	T-piece SS hose ø 12-12-12mm		
<b>For models:</b>	CF1000, CF1201A, CF1201A-BLACK, CF35, CF35-1, CF35-1DP, CF35DP, CF40DL, CF40DLD, DL240, DL240DP, DS1200, DS1200A, DS2000, DS600DP-DVGW, DS600DPPD-DVGW, DS600-DVGW, F1201A, F22T-JET-TECH		

			
<b>GEV No.</b>	524250	<b>Ref. No.</b>	10349
<b>description</b>	hose connector angled for drain		
<b>For models:</b>	AT40, AT40DP, AT50, B100, B101, B101F, B101H, B102, B103, B103F, B201, B203, B301, B40, B41, CF101, CF103, CF11, CF1201A-BLACK, CF235, CF35, CF35-1, CF35-1DP, CF35DP, CF40-1, CF40-1DL, CF40-1DLD, CF40-1DP, CF40-1E, CF40-1EDP, CF40DL, CF40DLD, CF40E, CF40EDP, CF50A, CF50A400, CF50ADP, CF50ADP400, CF50DP, CF50DPPD, COMPACT-EXTRACTIBLE, DL240, DL240-1, DL240-1DP, DL240DP, DS101, DS103, DS11, DS13, DS201...(Other models you can see in the webshop)		

			
<b>GEV No.</b>	524251	<b>Ref. No.</b>	10350 10351
<b>description</b>	hose connector angled for drain		
<b>For models:</b>	B303, B303F, CF1201A, CF1201A-BLACK, CF50, CF70PD, DS1200A, F22T-JET-TECH, PM50, PM50E, PM50PB, PM50PD, PM50PDPB, PMA50, PMA50PB, PMA50PD, PMA50PDPB		

			
<b>GEV No.</b>	524252	<b>Ref. No.</b>	10351
<b>description</b>	hose connector angled for drain		
<b>For models:</b>	A1080, A350, A500, A720, A900, CF1000, CF50, DS1200, DS1200A, DS2000, F1201A		

			
<b>GEV No.</b>	524182	<b>Ref. No.</b>	12021
<b>description</b>	hose connector angled plastic ø 12mm 3/8"		
<b>For models:</b>	CF235, CF35, CF35-1, CF35-1DP, CF35DP, COMPACT-EXTRACTIBLE, DS2000, DS400, DS400DP, DS400DP-PD, DS600, DS600DP, DS600DP-DVGW, DS600DP-PD, DS600DPPD-DVGW, DS600-DVGW		


### fittings

#### double nipples

			
<b>GEV No.</b>	524234	<b>Ref. No.</b>	10354
<b>description</b>	double nipple		
<b>For models:</b>	A1080, A350, A500, A720, A900, B40, B41		

### hose connectors















#### producer-specific






			
<b>GEV No.</b>	524185	<b>Ref. No.</b>	15010
<b>description</b>	hose connector		
<b>For models:</b>	DS600, DS600DP, DS600DP-DVGW, DS600DP-PD, DS600DPPD-DVGW, DS600-DVGW		



## water softeners

### manual softener

 <p>Image not available</p>			
<b>GEV No.</b>	524129	<b>Ref. No.</b>	10159
<b>description</b>	softener with 2 valves model DVA 8		
<b>spare parts for</b>	524129		
	<b>GEV No.</b>	520130	<b>Ref. No.</b> —
	lid type DVA BP complete for softener		
	<b>GEV No.</b>	520131	<b>Ref. No.</b> —
	O-ring ID ø 77mm thickness 6.5mm suitable for type LT/BP		
	<b>GEV No.</b>	520132	<b>Ref. No.</b> —
	filter mounting pos. upper suitable for type LT		
	<b>GEV No.</b>	520133	<b>Ref. No.</b> —
	tap connection 3/8" suitable for type LT		
	<b>GEV No.</b>	520134	<b>Ref. No.</b> —
	filter mounting pos. lower suitable for type LT		
	<b>GEV No.</b>	520213	<b>Ref. No.</b> —
	reducer connection 3/8" connection 2: 3/4" suitable for DVA LT		
	<b>GEV No.</b>	520214	<b>Ref. No.</b> —
	reducer connection 3/8" connection 2: 3/4" suitable for DVA LT		
	<b>GEV No.</b>	520215	<b>Ref. No.</b> —
	hose connector thread 3/8" for pipe ø 10mm		
	<b>GEV No.</b>	520713	<b>Ref. No.</b> —
	tap connection 3/4" suitable for type LT		
	<b>GEV No.</b>	520715	<b>Ref. No.</b> —
	lever suitable for type LT		
	<b>GEV No.</b>	530128	<b>Ref. No.</b> —
	base suitable for type LT/BP		
	<b>GEV No.</b>	530328	<b>Ref. No.</b> —
	nozzle connection M6x1 suitable for type LT		
	<b>GEV No.</b>	530803	<b>Ref. No.</b> —
	lid handle		
	<b>GEV No.</b>	530807	<b>Ref. No.</b> —
	container lid suitable for type LT/BP		
<b>accessories for</b>	524129		
	<b>GEV No.</b>	520136	<b>Ref. No.</b> —
	ion-exchange resin type Dowex HCR-S/S 25l 20.5kg		

<b>accessories for</b>	524129		
	<b>GEV No.</b>	530182	<b>Ref. No.</b> —
	pre-filter connection 3/8" ø 180mm L 180.5mm		
	<b>GEV No.</b>	530186	<b>Ref. No.</b> —
	filter ø 58mm L 125mm		
	<b>GEV No.</b>	530187	<b>Ref. No.</b> —
	mounting wrench		
	<b>GEV No.</b>	530238	<b>Ref. No.</b> —
	regenerant salt type BROXETTEN content 25kg format tablets		
	<b>GEV No.</b>	530240	<b>Ref. No.</b> —
	ion-exchange resin PURE type PC002 25l 20.5kg		

## ancillary products


### clamps

#### hose clamps


##### DIN 3017 - W2

			
<b>GEV No.</b>	520115	<b>Ref. No.</b>	60082
<b>description</b>	hose clamp ø 25-40mm width 9mm Qty 10 pcs DIN 3017		
<b>For models:</b>	AT40, AT40DP, AT50, B100, B101, B101F, B101H, B102, B103, B103F, B201, B203, B301, B303, B303F, B40, B41, CF101, CF103, CF11, CF1201A-BLACK, CF235, CF35, CF35-1, CF35-1DP, CF35DP, CF40-1, CF40-1DL, CF40-1DLDP, CF40-1DP, CF40-1E, CF40-1EDP, CF40DL, CF40DLDP, CF40E, CF40EDP, CF50, CF50A, CF50A400, CF50ADP, CF50ADP400, CF50DP, CF50DPPD, COMPACT-EXTRACTIBLE, DL240, DL240-1, DL240-1DP, DL240DP, DS101, DS103...(Other models you can see in the webshop)		

			
<b>GEV No.</b>	520116	<b>Ref. No.</b>	60083
<b>description</b>	hose clamp ø 32-50mm width 9mm Qty 5 pcs DIN 3017		
<b>For models:</b>	AT40, AT40DP, AT50, B100, B101, B101F, B101H, B102, B103, B103F, B201, B203, B301, B303, B303F, CF1000, CF101, CF103, CF11, CF1201A, CF1201A-BLACK, CF235, CF35, CF35-1, CF35-1DP, CF35DP, CF40-1, CF40-1DL, CF40-1DLDP, CF40-1DP, CF40-1E, CF40-1EDP, CF40DL, CF40DLDP, CF40E, CF40EDP, CF50, CF50A, CF50A400, CF50ADP, CF50ADP400, CF50DP, CF50DPPD, CF70PD, COMPACT-EXTRACTIBLE, DL240, DL240-1, DL240-1DP, DL240DP, DS101...(Other models you can see in the webshop)		

			
1			
<b>GEV No.</b>	520117	<b>Ref. No.</b>	60084
<b>description</b>	hose clamp stainless steel ø 40-60mm width 9mm Qty 5 pcs DIN 3017		
<b>For models:</b>	A350, A500, AT50, B303, B303F, B40, B41, CF1000, CF1201A, CF1201A-BLACK, CF50, CF50A, CF50A400, CF50ADP, CF50ADP400, CF50DP, CF50DPPD, CF70PD, DS1200, DS1200A, DS412, DS412PD, DS600, DS600DP, DS600DP-DVGW, DS600DP-PD, DS600DPPD-DVGW, DS600DPPD-DVGW, F1201A, F22T-JET-TECH, PM50, PM50DP, PM50DPPB, PM50DPPD, PM50DPPDPB, PM50E, PM50PB, PM50PD, PM50PDPB, PMA50, PMA50DP, PMA50DPPB, PMA50DPPD, PMA50DPPDPB, PMA50PB, PMA50PD, PMA50PDPB		

<b>DIN 3017 - W4</b>			
			
1			
<b>GEV No.</b>	520120	<b>Ref. No.</b>	60081
<b>description</b>	hose clamp SS W4 ø 12-20mm width 9mm Qty 1 pcs DIN 3017		
<b>For models:</b>	A1080, A500, A720, A900, AT40, AT40DP, AT50, B100, B101, B101F, B101H, B102, B103F, B201, B301, B303F, B40, B41, CF1000, CF101, CF103, CF11, CF1201A, CF1201A-BLACK, CF235, CF35, CF35-1, CF35-1DP, CF35DP, CF40-1, CF40-1DL, CF40-1DLDP, CF40-1DP, CF40-1E, CF40-1EDP, CF40DL, CF40DLDP, CF40E, CF40EDP, CF50, CF50A, CF50A400, CF50ADP, CF50ADP400, CF50DP, CF50DPPD, CF70PD, COMPACT-EXTRACTIBLE, DL240, DL240-1...(Other models you can see in the webshop)		

<b>double wire clamps</b>			
			
1			
<b>GEV No.</b>	520872	<b>Ref. No.</b>	60078
<b>description</b>	hose clamp ø 7mm wire gauge ø 1mm Qty 1 pcs		
<b>For models:</b>	AT40, AT40DP, B303F, CF1000, CF103, CF1201A-BLACK, CF235, CF35, CF35-1, CF35-1DP, CF35DP, CF40-1, CF40-1DL, CF40-1DLDP, CF40-1DP, CF40-1E, CF40-1EDP, CF40DL, CF40DLDP, CF40E, CF40EDP, CF50, CF50DP, CF50DPPD, CF70PD, COMPACT-EXTRACTIBLE, DL240, DL240-1, DL240-1DP, DL240DP, DS101, DS103, DS11, DS1200, DS1200A, DS13, DS2000, DS201, DS203, DS21, DS23, DS400, DS400DP, DS400DP-PD, DS412, DS412PD, DS600, DS600DP, DS600DP-DVGW, DS600DP-PD...(Other models you can see in the webshop)		

## measuring equipment

### thermometers


#### built-in thermometers

			
1			
<b>GEV No.</b>	541156	<b>Ref. No.</b>	20108
<b>description</b>	thermometer mounting measurements 58x25.5mm +20 up to +100°C capillary pipe 1950mm probe ø 6.5mm probe L 20mm		
<b>For models:</b>	A1080, B301, B303		


## fastening material


### screws

#### countersunk screws

			
1			
<b>GEV No.</b>	524425	<b>Ref. No.</b>	60179
<b>description</b>	screw thread M6 L 35mm DIN 965/ISO 7046 Qty 1 pcs		
<b>For models:</b>	AT50, CF50A, CF50A400, CF50ADP, CF50ADP400, DS400, DS400DP, DS400DP-PD, DS412, DS412PD, DS600, DS600DP, DS600DP-DVGW, DS600DP-PD, DS600DPPD-DVGW, DS600-DVGW		

#### hexagonal screws

			
1			
<b>GEV No.</b>	524423	<b>Ref. No.</b>	60135
<b>description</b>	hexagonal screw thread M6 thread L 10mm SS WS 10 Qty 1 pcs DIN 933 / ISO 4017		
<b>For models:</b>	A1080, A350, A500, A720, A900, AT40, AT40DP, AT50, B100, B101, B101F, B101H, B102, B103, B103F, B201, B203, B301, B303, B303F, B40, B41, CF101, CF103, CF11, CF1201A, CF235, CF35, CF35-1, CF35-1DP, CF35DP, CF40-1, CF40-1DL, CF40-1DLDP, CF40-1DP, CF40-1E, CF40-1EDP, CF40DL, CF40DLDP, CF40E, CF40EDP, CF50, CF50DP, CF50DPPD, CF70PD, COMPACT-EXTRACTIBLE, DL240, DL240-1, DL240-1DP, DL240DP...(Other models you can see in the webshop)		

			
1			
<b>GEV No.</b>	524118	<b>Ref. No.</b>	60136
<b>description</b>	hexagonal screw thread M6 thread L 16mm SS WS 10 Qty 1 pcs DIN 933 / ISO 4017		
<b>For models:</b>	A1080, A500, A720, A900, CF235, COMPACT-EXTRACTIBLE, DS412, DS412PD, DS600, DS600DP, DS600DP-DVGW, DS600DP-PD, DS600DPPD-DVGW, DS600-DVGW		



1			
<b>GEV No.</b>	524424	<b>Ref. No.</b>	60137
<b>description</b>	screw thread M8 thread L 10mm SS Qty 1 pcs DIN 933 / ISO 4017 for boiler		
<b>For models:</b>	A350, A500, A720, AT40, AT40DP, AT50, B100, B101, B101F, B101H, B102, B103, B103F, B201, B203, B301, B303, B303F, B40, B41, CF1000, CF101, CF103, CF11, CF1201A, CF1201A-BLACK, CF235, CF35, CF35-1, CF35-1DP, CF35DP, CF40-1, CF40-1DL, CF40-1DLDP, CF40-1DP, CF40-1E, CF40-1EDP, CF40DL, CF40DLDP, CF40E, CF40EDP, CF50, CF50A, CF50A400, CF50ADP, CF50ADP400, CF50DP, CF50DPPD, CF70PD, COMPACT-EXTRACTIBLE...(Other models you can see in the webshop)		

<h3>knurled screws</h3>			
1			
<b>GEV No.</b>	524080	<b>Ref. No.</b>	10606
<b>description</b>	Thumb screw thread M6 thread L 10mm ø 18mm H 4mm SS		
<b>For models:</b>	B101F, B103F, B40, B41, CF101, CF103, CF11, DSF101, DSF103, DSF11, DSF13, HOME12		

<h3>miscellaneous</h3>			
1			
<b>GEV No.</b>	524438	<b>Ref. No.</b>	40125
<b>description</b>	screw for catch		

<h3>nuts</h3>			
<h4>plate nuts</h4>			
1			
<b>GEV No.</b>	524435	<b>Ref. No.</b>	10475
<b>description</b>	plate nut hole ø 3mm L 25mm W 11mm		
<b>For models:</b>	A1080, A350, A500, A720, A900, AT40, AT40DP, B100, B101, B101F, B101H, B102, B103, B103F, B201, B203, B301, B303, B303F, B40, B41, CF1000, CF101, CF103, CF11, CF1201A, CF235, CF35, CF35-1, CF35-1DP, CF35DP, CF40-1, CF40-1DL, CF40-1DLDP, CF40-1DP, CF40-1E, CF40-1EDP, CF40DL, CF40DLDP, CF40E, CF40EDP, CF50, CF50DP, CF50DPPD, CF70PD, COMPACT-EXTRACTIBLE, DL240, DL240-1, DL240-1DP, DL240DP...(Other models you can see in the webshop)		

<h3>knurled nuts</h3>			
1			
<b>GEV No.</b>	524087	<b>Ref. No.</b>	10459
<b>description</b>	knurled nut thread M10x1.5 ø 30mm H 10mm for rinse arm plastic		
<b>For models:</b>	A1080, A350, A500, A720, A900, B303F, DS2000		

1			
<b>GEV No.</b>	524095	<b>Ref. No.</b>	12020
<b>description</b>	knurled nut thread M8 ø 24mm H 6mm SS		
<b>For models:</b>	AT40, AT40DP, AT50, CF1000, CF1201A, CF1201A-BLACK, CF235, CF35, CF35-1, CF35-1DP, CF35DP, CF40-1, CF40-1DL, CF40-1DLDP, CF40-1DP, CF40-1E, CF40-1EDP, CF40DL, CF40DLDP, CF40E, CF40EDP, CF50, CF50A, CF50A400, CF50ADP, CF50ADP400, CF50DP, CF50DPPD, CF70PD, COMPACT-EXTRACTIBLE, DL240, DL240-1, DL240-1DP, DL240DP, DS1200, DS1200A, DS400, DS400DP, DS400DP-PD, DS412, DS412PD, DS600, DS600DP, DS600DP-DVGW, DS600DP-PD, DS600DP-PD-DVGW, DS600-DVGW, F1201A, F22T-JET-TECH, PM50...(Other models you can see in the webshop)		

<h3>hexagonal nuts</h3>			
<h4>DIN 934 / ISO 4032/8673</h4>			
1			
<b>GEV No.</b>	560129	<b>Ref. No.</b>	60204
<b>description</b>	hexagonal nut thread M5 H 4mm WS 8 SS DIN/ISO DIN 934 / ISO 4032/8673 Qty 1 pcs		
<b>For models:</b>	A500, A720, AT40, AT40DP, B101, B101F, B101H, B103, B103F, B201, B203, B301, B303, B303F, B40, B41, CF1000, CF101, CF103, CF11, CF1201A, CF235, CF35, CF35-1, CF35-1DP, CF35DP, CF40-1, CF40-1DL, CF40-1DLDP, CF40-1DP, CF40-1E, CF40-1EDP, CF40DL, CF40DLDP, CF40E, CF40EDP, CF50, CF50A, CF50A400, CF50ADP, CF50ADP400, CF50DP, CF50DPPD, CF70PD, COMPACT-EXTRACTIBLE, DL240, DL240-1, DL240-1DP, DL240DP, DS101...(Other models you can see in the webshop)		

1			
<b>GEV No.</b>	560133	<b>Ref. No.</b>	60208
<b>description</b>	hexagonal nut thread M6 H 5mm WS 10 SS DIN/ISO DIN 934 / ISO 4032/8673 Qty 20 pcs		
<b>For models:</b>	A1080, A900, AT40, AT40DP, AT50, B40, B41, CF1201A-BLACK, CF235, CF35, CF35-1, CF35-1DP, CF35DP, CF40-1, CF40-1DL, CF40-1DLDP, CF40-1DP, CF40-1E, CF40-1EDP, CF40DL, CF40DLDP, CF40E, CF40EDP, CF50, CF50A, CF50A400, CF50ADP, CF50ADP400, CF50DP, CF50DPPD, CF70PD, COMPACT-EXTRACTIBLE, DL240, DL240-1, DL240-1DP, DL240DP, DS101, DS103, DS11, DS13, DS201, DS203, DS21, DS23, DS400, DS400DP, DS400DP-PD, DS412, DS412PD, DS600...(Other models you can see in the webshop)		



1

<b>GEV No.</b>	560197	<b>Ref. No.</b>	10424
<b>description</b>	nut thread M10 H 8mm WS 17 SS DIN/ISO DIN 934 / ISO 4032/8673 Qty 1 pcs		
<b>For models:</b>	A1080, A350, A500, A720, A900, B100, B101, B101F, B101H, B102, B103, B103F, B201, B203, B301, B303, B303F, B40, B41, CF101, CF103, CF11, DS400, DS400DP, DS400DP-PD, HOME12		



1

<b>GEV No.</b>	560505	<b>Ref. No.</b>	10588
<b>description</b>	nut thread M16 H 10mm WS 23 brass Qty 1 pcs		
<b>For models:</b>	A350, DS412, DS412PD		



1

<b>GEV No.</b>	560506	<b>Ref. No.</b>	60210
<b>description</b>	nut thread M8 H 6.4mm WS 13 brass DIN/ISO DIN 934 / ISO 4032/8673 Qty 1 pcs		
<b>For models:</b>	A1080, A350, A720, A900, AT40, AT40DP, AT50, B100, B101, B101F, B101H, B102, B103, B103F, B201, B203, B301, B303, B40, B41, CF1000, CF101, CF103, CF11, CF1201A, CF1201A-BLACK, CF235, CF35, CF35-1, CF35-1DP, CF35DP, CF40-1, CF40-1DL, CF40-1DLDP, CF40-1DP, CF40-1E, CF40-1EDP, CF40DL, CF40DLDP, CF40E, CF40EDP, CF50, CF50A, CF50A400, CF50ADP, CF50ADP400, CF50DP, CF50DPPD, CF70PD, COMPACT-EXTRACTIBLE...(Other models you can see in the webshop)		

## ISO 4033 / UNI5587



1

<b>GEV No.</b>	524026	<b>Ref. No.</b>	60207
<b>description</b>	nut thread M6 H 6mm WS 10 zinc-coated steel Qty 1 pcs DIN/ISO ISO 4033 / UNI5587		
<b>For models:</b>	A1080, A350, A500, A720, B100, B101, B101F, B101H, B102, B103, B103F, B201, B203, B301, B303, B303F, B40, B41, CF101, CF103, CF11		

## DIN 985



1

<b>GEV No.</b>	560141	<b>Ref. No.</b>	60216
<b>description</b>	hexagonal nut thread M5 H 5.4mm SS WS 8 Qty 20 pcs DIN/ISO DIN 985 self-locking		
<b>For models:</b>	CF1000, CF1201A, CF1201A-BLACK, DS1200, DS1200A, DS2000, F1201A		

## hexagonal nuts metric (without norm)



1

<b>GEV No.</b>	504208	<b>Ref. No.</b>	10424 60212
<b>description</b>	nut thread M10		



1

<b>GEV No.</b>	521105	<b>Ref. No.</b>	60209
<b>description</b>	nut thread M16x1		
<b>For models:</b>	A1080, A350, A500, A720, A900, B100, B101, B101F, B101H, B102, B103, B103F, B201, B203, B301, B303, B303F, B40, B41, CF101, CF103, CF11		

## hexagonal nuts inch thread



1

<b>GEV No.</b>	520233	<b>Ref. No.</b>	10426
<b>description</b>	nut thread 1" H 6mm brass WS 47 Qty 1 pcs		
<b>For models:</b>	B100, B101, B101F, B101H, B102, B103, B103F, B201, B203, B301, B303, B303F, B40, B41, CF11, CF35, CF35-1, CF35-1DP, CF35DP, CF40-1DL, CF40-1DLDP, CF40DL, CF40DLDP, DL240, DL240-1, DL240-1DP, DL240DP, DS101, DS103, DS11, DS13, DS201, DS203, DS21, DS23, DSF101, DSF103, DSF11, DSF13, HOME12		



1

<b>GEV No.</b>	503042	<b>Ref. No.</b>	10428
<b>description</b>	nut thread 3/8" H 6mm brass WS 22 Qty 1 pcs		
<b>For models:</b>	B100, B101, B101F, B101H, B102, B103, B103F, B201, B203, B301, B303, B40, B41, CF101, CF103, CF11, DS101, DS103, DS11, DS13, DS201, DS203, DS21, DS23, DSF101, DSF103, DSF11, DSF13, HOME12		

## washers

## washers

## DIN 125A





1


<b>GEV No.</b>	560441	<b>Ref. No.</b>	60238
<b>description</b>	plain washer ID $\phi$ 11mm ED $\phi$ 20mm thickness 2mm stainless steel Qty 1 pcs DIN 125A for thread M10		
<b>For models:</b>	A1080, A500, A900, CF1000, CF1201A-BLACK, DS1200, DS1200A, DS2000, F1201A, F22T-JET-TECH		






			
1			
<b>GEV No.</b>	560333	<b>Ref. No.</b>	60236
<b>description</b>	plain washer ID ø 6.4mm ED ø 12mm thickness 1.6mm SS Qty 1 pcs DIN 125A for thread M6		
<b>For models:</b>	A1080, A350, A500, A720, A900, B100, B101, B101F, B101H, B102, B103, B103F, B201, B203, B301, B303, B40, B41, CF101, CF103, CF11, CF1201A, DS412, DS412PD		


miscellaneous			
			
1			
<b>GEV No.</b>	524117	<b>Ref. No.</b>	60234
<b>description</b>	plain washer ID ø 6.4mm ED ø 12mm thickness 1.6mm SS Qty 1 pcs		
<b>For models:</b>	A1080, A350, A500, A720, A900, AT50, B101F, B103F, B303F, B40, B41, CF1000, CF101, CF103, CF11, CF1201A, CF1201A-BLACK, CF235, CF35, CF35-1, CF35-1DP, CF35DP, CF40-1DL, CF40-1DLDP, CF40DL, CF40DLDP, CF50, CF50DP, CF50DPPD, CF70PD, COMPACT-EXTRACTIBLE, DS101, DS103, DS11, DS1200, DS1200A, DS13, DS2000, DS201, DS203, DS21, DS23, DS412, DS412PD, DSF101, DSF103, DSF11, DSF13, F1201A		

tooth lock washers			
DIN 6798A			
			
1			
<b>GEV No.</b>	560507	<b>Ref. No.</b>	60240
<b>description</b>	tooth lock washer ID ø 17mm ED ø 26mm steel DIN/ISO DIN 6798A Qty 1 pcs		
<b>For models:</b>	A1080, B100, B101, B101H, B102, B103, DS101, DS103, DS11, DS13, DS201, DS203, DS21, DS23		

			
1			
<b>GEV No.</b>	503121	<b>Ref. No.</b>	60242
<b>description</b>	tooth lock washer ID ø 8.4mm ED ø 15mm SS Qty 1 pcs		
<b>For models:</b>	A1080, A900, AT40, AT40DP, AT50, CF1000, CF1201A, CF1201A-BLACK, CF235, CF35, CF35-1, CF35-1DP, CF35DP, CF40-1, CF40-1DL, CF40-1DLDP, CF40-1DP, CF40-1E, CF40-1EDP, CF40DL, CF40DLDP, CF40E, CF40EDP, CF50, CF50A, CF50A400, CF50ADP, CF50ADP400, CF50DP, CF50DPPD, CF70PD, COMPACT-EXTRACTIBLE, DL240, DL240-1, DL240-1DP, DL240DP, DS101, DS103, DS11, DS1200, DS1200A, DS13, DS2000, DS201, DS203, DS21, DS23, DS400, DS400DP, DS400DP-PD... (Other models you can see in the webshop)		

fasteners

mounting clips

			
1			
<b>GEV No.</b>	524387	<b>Ref. No.</b>	10471
<b>description</b>	spring clip nominal-ø 7mm steel L 30mm W 16mm H 14mm mounting distancemm		
<b>For models:</b>	A1080, A900, AT40, AT40DP, AT50, B100, B101, B101F, B101H, B102, B103, B103F, B201, B203, B301, B303, B303F, CF1000, CF101, CF103, CF11, CF1201A, CF235, CF35, CF35-1, CF35-1DP, CF35DP, CF40-1, CF40-1DL, CF40-1DLDP, CF40-1DP, CF40-1E, CF40-1EDP, CF40DL, CF40DLDP, CF40E, CF40EDP, CF50, CF50A, CF50A400, CF50ADP, CF50ADP400, CF50DP, CF50DPPD, CF70PD, COMPACT-EXTRACTIBLE, DL240, DL240-1, DL240-1DP, DL240DP... (Other models you can see in the webshop)		

clamps

hose clamps

DIN 3017 - W2			
			
1			
<b>GEV No.</b>	520115	<b>Ref. No.</b>	60082
<b>description</b>	hose clamp ø 25-40mm width 9mm Qty 10 pcs DIN 3017		
<b>For models:</b>	AT40, AT40DP, AT50, B100, B101, B101F, B101H, B102, B103, B103F, B201, B203, B301, B303, B303F, B40, B41, CF101, CF103, CF11, CF1201A-BLACK, CF235, CF35, CF35-1, CF35-1DP, CF35DP, CF40-1, CF40-1DL, CF40-1DLDP, CF40-1DP, CF40-1E, CF40-1EDP, CF40DL, CF40DLDP, CF40E, CF40EDP, CF50, CF50A, CF50A400, CF50ADP, CF50ADP400, CF50DP, CF50DPPD, COMPACT-EXTRACTIBLE, DL240, DL240-1, DL240-1DP, DL240DP, DS101, DS103... (Other models you can see in the webshop)		

			
1			
<b>GEV No.</b>	520116	<b>Ref. No.</b>	60083
<b>description</b>	hose clamp ø 32-50mm width 9mm Qty 5 pcs DIN 3017		
<b>For models:</b>	AT40, AT40DP, AT50, B100, B101, B101F, B101H, B102, B103, B103F, B201, B203, B301, B303, B303F, CF1000, CF101, CF103, CF11, CF1201A, CF1201A-BLACK, CF235, CF35, CF35-1, CF35-1DP, CF35DP, CF40-1, CF40-1DL, CF40-1DLDP, CF40-1DP, CF40-1E, CF40-1EDP, CF40DL, CF40DLDP, CF40E, CF40EDP, CF50, CF50A, CF50A400, CF50ADP, CF50ADP400, CF50DP, CF50DPPD, CF70PD, COMPACT-EXTRACTIBLE, DL240, DL240-1, DL240-1DP, DL240DP, DS101... (Other models you can see in the webshop)		



1

<b>GEV No.</b>	520117	<b>Ref. No.</b>	60084
<b>description</b>	hose clamp stainless steel $\phi$ 40-60mm width 9mm Qty 5 pcs DIN 3017		
<b>For models:</b>	A350, A500, AT50, B303, B303F, B40, B41, CF1000, CF1201A, CF1201A-BLACK, CF50, CF50A, CF50A400, CF50ADP, CF50ADP400, CF50DP, CF50DPPD, CF70PD, DS1200, DS1200A, DS412, DS412PD, DS600, DS600DP, DS600DP-DVGW, DS600DP-PD, DS600DPPD-DVGW, DS600-DVGW, F1201A, F22T-JET-TECH, PM50, PM50DP, PM50DPPB, PM50DPPD, PM50DPPDPB, PM50E, PM50PB, PM50PD, PM50PDPB, PMA50, PMA50DP, PMA50DPPB, PMA50DPPD, PMA50DPPDPB, PMA50PB, PMA50PD, PMA50PDPB		

## DIN 3017 - W4



1

<b>GEV No.</b>	520120	<b>Ref. No.</b>	60081
<b>description</b>	hose clamp SS W4 $\phi$ 12-20mm width 9mm Qty 1 pcs DIN 3017		
<b>For models:</b>	A1080, A500, A720, A900, AT40, AT40DP, AT50, B100, B101, B101F, B101H, B102, B103F, B201, B301, B303F, B40, B41, CF1000, CF101, CF103, CF11, CF1201A, CF1201A-BLACK, CF235, CF35, CF35-1, CF35-1DP, CF35DP, CF40-1, CF40-1DL, CF40-1DLDP, CF40-1DP, CF40-1E, CF40-1EDP, CF40DL, CF40DLDP, CF40E, CF40EDP, CF50, CF50A, CF50A400, CF50ADP, CF50ADP400, CF50DP, CF50DPPD, CF70PD, COMPACT-EXTRACTIBLE, DL240, DL240-1...(Other models you can see in the webshop)		

## double wire clamps



1

<b>GEV No.</b>	520872	<b>Ref. No.</b>	60078
<b>description</b>	hose clamp $\phi$ 7mm wire gauge $\phi$ 1mm Qty 1 pcs		
<b>For models:</b>	AT40, AT40DP, B303F, CF1000, CF103, CF1201A-BLACK, CF235, CF35, CF35-1, CF35-1DP, CF35DP, CF40-1, CF40-1DL, CF40-1DLDP, CF40-1DP, CF40-1E, CF40-1EDP, CF40DL, CF40DLDP, CF40E, CF40EDP, CF50, CF50DP, CF50DPPD, CF70PD, COMPACT-EXTRACTIBLE, DL240, DL240-1, DL240-1DP, DL240DP, DS101, DS103, DS11, DS1200, DS1200A, DS13, DS2000, DS201, DS203, DS21, DS23, DS400, DS400DP, DS400DP-PD, DS412, DS412PD, DS600, DS600DP, DS600DP-DVGW, DS600DP-PD...(Other models you can see in the webshop)		

## retaining rings

## DIN 471



1

<b>GEV No.</b>	524246	<b>Ref. No.</b>	60252
<b>description</b>	retaining ring shaft $\phi$ 9mm thickness 1mm SS DIN 471		
<b>For models:</b>	B100, B101, B101H, B102, B103, B201, B203, DS101, DS103, DS11, DS13, DS201, DS203, DS21, DS23		

## DIN 6799



1

<b>GEV No.</b>	516198	<b>Ref. No.</b>	60251
<b>description</b>	retaining ring ED1 $\phi$ 6mm D2 $\phi$ 12mm SS DIN 6799 thickness 0.7mm for shaft $\phi$ 7-9mm		
<b>For models:</b>	B100, B101, B101F, B101H, B102, B103, B103F, B201, B203, B301, B303, B303F, CF101, CF103, CF11		

## screw caps



1

<b>GEV No.</b>	520706	<b>Ref. No.</b>	11336
<b>description</b>	screw cap thread 1/4" WS 17		

<b>B</b>		
booster pumps II	22	
<b>C</b>		
cables	22	
clamps	77, 81	
condensators & interference suppression filters	22	
contactors	12	
container filters	67	
control equipment	10	
control thermostats	5	
countersunk screws	78	
<b>D</b>		
dosing pumps	64	
double nipples	76	
double wire clamps	78, 82	
drain hoses	68	
drain pumps	21	
<b>E</b>		
electric accessories	22	
electronic controllers	13	
<b>F</b>		
fasteners	81	
fastening material	78	
fittings	76	
formed hoses	69	
<b>H</b>		
heating elements	3	
hexagonal nuts	79	
hexagonal screws	78	
hose clamps	77, 81	
hose connectors	76, 76	
hose couplings	68	
hoses	68	
<b>I</b>		
immersion heating elements	3	
indicator lights	10	
indicator lights (complete)	11	
industrial hoses	68	
<b>K</b>		
knurled nuts	79	
knurled screws	79	
<b>L</b>		
lamps	10	
<b>M</b>		
manual softener	77	
measuring equipment	78	
microswitches	8	
mounting clips	81	
<b>N</b>		
Niplaflex hoses	68	
nuts	79	
<b>O</b>		
operating capacitors	22	
O-rings	60	
<b>P</b>		
plastic/rubber hoses	68	
plate nuts	79	
plunger sockets	7	
pressure control hoses	69	
pressure switches	15	
programme timers	11	
pump hoses	67	
pumps	16	
pumps for ice machines	22	
push/momentary push switches	7	
<b>R</b>		
relays	13	
retaining rings	82	
rocker/momentary rocker switches	7	
rotary switches	10	
<b>S</b>		
safety thermostats	6	
screw caps	82	
screws	78	
sealing washers	62	
silicone hoses	67	
solenoid valves	14	
supply hoses	68	
switches and momentary switches	7	
system switches (ROLD)	9	
<b>T</b>		
tank inlets	68	
terminals	23	
thermostats	5	
timers	11	
tooth lock washers	81	
<b>W</b>		
wash and rinse pumps	16	

washers	80
water softeners	77