



**GAS COMPONENTS**



**ELECTRIC COMPONENTS**



**WATER TECHNOLOGY**



**MECHANICAL COMPONENTS**



**TOOLS**

Spare parts suitable for

**ALIMACCHINE**

Find the complete and up-to-date range of products in our GEV Webshop



# Manufacturer catalogue

The most important spare parts and accessories arranged clearly for every manufacturer

- ✓ Complete product range and all appliance data always up to date in the GEV Webshop
- ✓ Alphabetical Index at the end of the catalogue

## GEV Webshop

[www.gev-online.co.uk](http://www.gev-online.co.uk)

[www.gev-online.com](http://www.gev-online.com)



- 🔍 Add to Favourites
- 🔍 Sign In with email address and usual password
- 🔍 Easy-order – place several items in your basket at the same time
- 🔍 Quick Item search – no login needed



## switches and momentary switches

### accessories

#### gaskets




<b>GEV No.</b>	346407	<b>Ref. No.</b>	108NT05 108NT10 108NT20 108NT30 108NT40
<b>description</b>	gasket for lamp ED ø 26mm ID ø 21.5mm thickness 1.3mm		
<b>For models:</b>	NT05, NT10, NT20, NT30, NT40		

### position switches

#### BREMAS



<b>GEV No.</b>	346405	<b>Ref. No.</b>	81 NT05 A NT70 81NT05 81NT10 81NT20 81NT30 81NT40 81NT50 81NT70
<b>description</b>	position switch plastic 1NO/1NC 230V 6A L 89mm W 31mm H 33mm protection IP66 actuating force: 950g screw connection M19 mounting distance 20mm		
<b>For models:</b>	NT05, NT10, NT20, NT30, NT40, NT50, NT70		
<b>accessories for</b>	346405		
	<b>GEV No.</b>	550971	<b>Ref. No.</b> —
	cable gland thread PG16 cable ø 14mm mounting ø 22.5mm Qty 1 pcs plastic WS 27		


## control equipment


### GENERAL ELECTRIC (AEG)


#### push buttons



<b>GEV No.</b>	346404	<b>Ref. No.</b>	99NT05+95NT05+98NT05 99NT10+95NT10+98NT10 99NT20+95NT20+98NT20 99NT30+95NT30+98NT30 99NT40+95NT40+98NT40
<b>description</b>	push button mounting measurements ø22mm black		
<b>For models:</b>	NT05, NT10, NT20, NT30, NT40		

	<b>GEV No.</b>	346413	<b>Ref. No.</b>	99NT20 400V 2V 99NT30 400V 2V 99NT40 400V 2V 99NT50 400V 2V 99NT70 400V 2V
<b>description</b>	push button mounting measurements ø22mm illuminated green			
<b>For models:</b>	NT20, NT30, NT40, NT50, NT70			

	<b>GEV No.</b>	345780	<b>Ref. No.</b>	89NT05 89NT10 89NT20 89NT30 89NT40 89NT50 89NT70
<b>description</b>	contact block GENERAL ELECTRIC P9B01VN 1NC max 660V 10A			
<b>For models:</b>	NT05, NT10, NT20, NT30, NT40, NT50, NT70			

	<b>GEV No.</b>	345779	<b>Ref. No.</b>	91NT05 91NT10 91NT20 91NT30 91NT40
<b>description</b>	contact block GENERAL ELECTRIC P9B10VN 1NO max 400V 10A brown			
<b>For models:</b>	NT05, NT10, NT20, NT30, NT40			



## switch block brackets



1

<b>GEV No.</b>	346403	<b>Ref. No.</b>	90NT05 90NT10 90NT20 90NT30 90NT40 90NT50 90NT70 92NT05 92NT10 92NT20 92NT30 92NT40
<b>description</b>	contact block holder		
<b>For models:</b>	NT05, NT10, NT20, NT30, NT40, NT50, NT70		

## momentary mushroom switches



1

<b>GEV No.</b>	346411	<b>Ref. No.</b>	109NT05+110NT05+97NT05 109NT10+110NT10+97NT10 109NT20+110NT20+97NT20 109NT30+110NT30+97NT30 109NT40+110NT40+97NT40 109NT50+110NT50+97NT50 109NT70+110NT70+97NT70
<b>description</b>	mushroom momentary switch mounting measurements ø22mm red		
<b>For models:</b>	NT05, NT10, NT20, NT30, NT40, NT50, NT70		

## LOVATO

## plastic series

## signal element



1

<b>GEV No.</b>	347529	<b>Ref. No.</b>	106 NT05 A NT70
<b>description</b>	signal element mounting measurements ø22mm green LED		

## timers

## mechanical timers



1

<b>GEV No.</b>	350095	<b>Ref. No.</b>	E452080
<b>description</b>	timer C53 4-pole operation time 120min impulse mechanical 2NO/2NC at 250V 16A permanent position no shaft ømm shaftmm shaft L 24mm mounting distance 28mm connection lateral front measurements 72x72mm		

## electronics

## PCBs



1

<b>GEV No.</b>	697124	<b>Ref. No.</b>	Scheda Trifase
<b>description</b>	PCB 230/400V		
<b>For models:</b>	NT20, NT30, NT40		



1

<b>GEV No.</b>	401366	<b>Ref. No.</b>	Scheda Monofase
<b>description</b>	PCB 230V		
<b>For models:</b>	NT05, NT10		




1

<b>GEV No.</b>	401368	<b>Ref. No.</b>	Scheda Trifase 2V
<b>description</b>	PCB dough mixers NT40-50-70 2 speeds		
<b>For models:</b>	NT20, NT30, NT40, NT50, NT70		




central units

  
Image not available


1

<b>GEV No.</b>	697007	<b>Ref. No.</b>	NT20-93 3~ 2 speed
<b>description</b>	control box 2 speeds 400V NT20		

  
Image not available


1

<b>GEV No.</b>	697005	<b>Ref. No.</b>	NT20-93 Monophase
<b>description</b>	control box 230V NT20		
<b>For models:</b>	NT20		




1

<b>GEV No.</b>	697006	<b>Ref. No.</b>	NT20-93 3-phasen
<b>description</b>	control box 400V NT20		
<b>For models:</b>	NT20		




1

<b>GEV No.</b>	401369	<b>Ref. No.</b>	93 MONOPHASE 93NT05 230V 93NT10 230
<b>description</b>	control box complete 230V		
<b>For models:</b>	NT05, NT10		

  
Image not available


1

<b>GEV No.</b>	401370	<b>Ref. No.</b>	93NT20 230V 93NT30 230V 93NT40 230V
<b>description</b>	control box complete 230V		
<b>For models:</b>	NT20, NT30, NT40		



1

<b>GEV No.</b>	401371	<b>Ref. No.</b>	93NT20 400V 93NT30 400V 93NT40 400V
<b>description</b>	control box complete 400V		
<b>For models:</b>	NT20, NT30, NT40		




1

<b>GEV No.</b>	401372	<b>Ref. No.</b>	93NT20 400V 2V 93NT30 400V 2V 93NT40 400V 2V 93NT50 400V 2V 93NT70 400V 2V
<b>description</b>	control box complete 400V 2 speeds		
<b>For models:</b>	NT20, NT30, NT40, NT50, NT70		


keypads

front foils



1

<b>GEV No.</b>	697095	<b>Ref. No.</b>	111NT05 111NT10 111NT20 111NT30 111NT40
<b>description</b>	front foil 1 speed L 160mm W 105mm		
<b>For models:</b>	NT05, NT10, NT20, NT30, NT40		



1

<b>GEV No.</b>	697096	<b>Ref. No.</b>	111NT40 2V 111NT50 2V 111NT70 2V
<b>description</b>	front foil 2 speeds L 160mm W 105mm		
<b>For models:</b>	NT40, NT50, NT70		



## motors

## motors

## universal



1

<b>GEV No.</b>	500847	<b>Ref. No.</b>	25NT40 400V 2V
<b>description</b>	motor 2 speeds 400V		
<b>For models:</b>	NT40		



1

<b>GEV No.</b>	500844	<b>Ref. No.</b>	25NT30 400V 2V
<b>description</b>	motor 2 speeds 400V 1400/2800rpm		
<b>For models:</b>	NT30		



1

<b>GEV No.</b>	500848	<b>Ref. No.</b>	25NT50 400V 2V
<b>description</b>	motor 2 speeds 400V 1400/2800rpm		
<b>For models:</b>	NT50		



1

<b>GEV No.</b>	500849	<b>Ref. No.</b>	25NT70 400V 2V HP2V NT70
<b>description</b>	motor 2 speeds 400V 1400/2800rpm		
<b>For models:</b>	NT70		



1

<b>GEV No.</b>	500841	<b>Ref. No.</b>	25NT20 400V 2V
<b>description</b>	motor 2 speeds 400V 50Hz 1400/2800rpm 3 phase		
<b>For models:</b>	NT20		



1

<b>GEV No.</b>	500837	<b>Ref. No.</b>	25NT05 230V
<b>description</b>	motor 230V		
<b>For models:</b>	NT05		



1

<b>GEV No.</b>	500838	<b>Ref. No.</b>	25NT10 230V
<b>description</b>	motor 230V		
<b>For models:</b>	NT10		



1

<b>GEV No.</b>	500842	<b>Ref. No.</b>	25NT30 230V
<b>description</b>	motor 230V		
<b>For models:</b>	NT30		




1

<b>GEV No.</b>	500845	<b>Ref. No.</b>	25NT40 230V
<b>description</b>	motor 230V		
<b>For models:</b>	NT40		




1


<b>GEV No.</b>	500843	<b>Ref. No.</b>	25NT30 400V
<b>description</b>	motor 400V		
<b>For models:</b>	NT30		

1   
Image not available


<b>GEV No.</b>	500846	<b>Ref. No.</b>	25NT40 400V
<b>description</b>	motor 400V		
<b>For models:</b>	NT40		

1   
Image not available


<b>GEV No.</b>	500848	<b>Ref. No.</b>	25NT50 400V 2V
<b>description</b>	motor 2 speeds 400V 1400/2800rpm		
<b>For models:</b>	NT50		

2 


<b>GEV No.</b>	500840	<b>Ref. No.</b>	25NT20 400V
<b>description</b>	motor 750W 230/400V 50Hz 3 phase shaft ø 19mm flange ø 160mm 1400rpm type 80/4 ø 150mm H 200mm L 240mm ELETTRMECAN-ICA 0.75kW		
<b>For models:</b>	NT20		

1   
Image not available


<b>GEV No.</b>	500849	<b>Ref. No.</b>	25NT70 400V 2V HP2V NT70
<b>description</b>	motor 2 speeds 400V 1400/2800rpm		
<b>For models:</b>	NT70		

1 


<b>GEV No.</b>	500839	<b>Ref. No.</b>	25NT20 230V
<b>description</b>	motor 750W 230V 50Hz 1 phase shaft ø 19mm flange ø 160mm 1400rpm type 80/4 ø 150mm H 200mm L 240mm ELETTRMECAN-ICA 0.75kW		
<b>For models:</b>	NT20		

1   
Image not available


<b>GEV No.</b>	500841	<b>Ref. No.</b>	25NT20 400V 2V
<b>description</b>	motor 2 speeds 400V 50Hz 1400/2800rpm 3 phase		
<b>For models:</b>	NT20		

1   
Image not available


<b>GEV No.</b>	500847	<b>Ref. No.</b>	25NT40 400V 2V
<b>description</b>	motor 2 speeds 400V		
<b>For models:</b>	NT40		

1   
Image not available

<b>GEV No.</b>	500837	<b>Ref. No.</b>	25NT05 230V
<b>description</b>	motor 230V		
<b>For models:</b>	NT05		


1   
Image not available


<b>GEV No.</b>	500844	<b>Ref. No.</b>	25NT30 400V 2V
<b>description</b>	motor 2 speeds 400V 1400/2800rpm		
<b>For models:</b>	NT30		


1   
Image not available


<b>GEV No.</b>	500838	<b>Ref. No.</b>	25NT10 230V
<b>description</b>	motor 230V		
<b>For models:</b>	NT10		







 <p>Image not available</p>			
1			
<b>GEV No.</b>	500842	<b>Ref. No.</b>	25NT30 230V
<b>description</b>	motor 230V		
<b>For models:</b>	NT30		


 <p>Image not available</p>			
2			
<b>GEV No.</b>	500845	<b>Ref. No.</b>	25NT40 230V
<b>description</b>	motor 230V		
<b>For models:</b>	NT40		


 <p>Image not available</p>			
1			
<b>GEV No.</b>	500843	<b>Ref. No.</b>	25NT30 400V
<b>description</b>	motor 400V		
<b>For models:</b>	NT30		


 <p>Image not available</p>			
1			
<b>GEV No.</b>	500846	<b>Ref. No.</b>	25NT40 400V
<b>description</b>	motor 400V		
<b>For models:</b>	NT40		

			
1			
<b>GEV No.</b>	697085	<b>Ref. No.</b>	37NT05 37NT10
<b>description</b>	drive shaft ø 20mm L 430mm		
<b>For models:</b>	NT05, NT10		

							
1							
<b>GEV No.</b>	697086	<b>Ref. No.</b>	37NT20 37NT30				
<b>description</b>	drive shaft ø 20mm L 510mm NT20-30						
<b>For models:</b>	NT20, NT30						
<b>accessories for</b>	697086						
 <table border="1"> <tr> <td><b>GEV No.</b></td> <td>560286</td> <td><b>Ref. No.</b></td> <td>22NT20 22NT30 36NT20 36NT30 38NT20 38NT30 64NT05 64NT10 64NT20 64NT30 64NT40 64NT50 64NT70</td> </tr> </table> <p>slot nut W 6mm H 6mm L 25mm</p>				<b>GEV No.</b>	560286	<b>Ref. No.</b>	22NT20 22NT30 36NT20 36NT30 38NT20 38NT30 64NT05 64NT10 64NT20 64NT30 64NT40 64NT50 64NT70
<b>GEV No.</b>	560286	<b>Ref. No.</b>	22NT20 22NT30 36NT20 36NT30 38NT20 38NT30 64NT05 64NT10 64NT20 64NT30 64NT40 64NT50 64NT70				
 <table border="1"> <tr> <td><b>GEV No.</b></td> <td>697089</td> <td><b>Ref. No.</b></td> <td>39NT05 39NT10 39NT20 39NT30</td> </tr> </table> <p>sprocket-wheel DIN/ISO 06 B-1 splitting 3/8" teeth 12/30 shaft intake ø 20mm groove width 6mm H 30mm double NT05-10-20-30</p>				<b>GEV No.</b>	697089	<b>Ref. No.</b>	39NT05 39NT10 39NT20 39NT30
<b>GEV No.</b>	697089	<b>Ref. No.</b>	39NT05 39NT10 39NT20 39NT30				

			
1			
<b>GEV No.</b>	697045	<b>Ref. No.</b>	65NT05 65NT10
<b>description</b>	drive shaft ø 20mm with toothed chain drive L 122mm NT05-10 teeth 12		
<b>For models:</b>	NT05, NT10		


			
1			
<b>GEV No.</b>	697046	<b>Ref. No.</b>	65NT05 A NT30 65NT20 65NT30
<b>description</b>	drive shaft ø 20mm with toothed chain drive L 142mm NT20-30 teeth 12		
<b>For models:</b>	NT20, NT30		

			
1			
<b>GEV No.</b>	697087	<b>Ref. No.</b>	37NT40
<b>description</b>	drive shaft ø 25mm L 610mm NT40		
<b>For models:</b>	NT40		

## equipment-specific units

### for dough mixers

#### drive shafts

			
1			
<b>GEV No.</b>	697047	<b>Ref. No.</b>	65NT40 65NT50 65NT70
<b>description</b>	drive shaft double ø 20mm with toothed chain drive L 185mm NT40-50-70 teeth 12		
<b>For models:</b>	NT40, NT50, NT70		







1 

<b>GEV No.</b>	697088	<b>Ref. No.</b>	37NT50 37NT70
<b>description</b>	drive shaft ø 25mm L 695mm NT50-70		
<b>For models:</b>	NT50, NT70		

**lids**  
stainless steel

1   
Image not available


<b>GEV No.</b>	697022	<b>Ref. No.</b>	67NT05
<b>description</b>	lid NT05		
<b>For models:</b>	NT05		

1   
Image not available

<b>GEV No.</b>	697023	<b>Ref. No.</b>	67NT10
<b>description</b>	lid NT10		
<b>For models:</b>	NT10		

1 


<b>GEV No.</b>	697024	<b>Ref. No.</b>	67NT20
<b>description</b>	lid NT20		
<b>For models:</b>	NT20		

1   
Image not available


<b>GEV No.</b>	697025	<b>Ref. No.</b>	67NT30
<b>description</b>	lid NT30		
<b>For models:</b>	NT30		

1 

<b>GEV No.</b>	697026	<b>Ref. No.</b>	67NT40
<b>description</b>	lid NT40		
<b>For models:</b>	NT40		


1   
Image not available

<b>GEV No.</b>	697027	<b>Ref. No.</b>	67NT50
<b>description</b>	lid NT50		
<b>For models:</b>	NT50		

1 

<b>GEV No.</b>	697028	<b>Ref. No.</b>	67NT70
<b>description</b>	lid NT70		
<b>For models:</b>	NT70		

**spacer rings**

1 

<b>GEV No.</b>	697052	<b>Ref. No.</b>	48NT40 48NT50 48NT70
<b>description</b>	spacer ring for dough mixer		
<b>For models:</b>	NT40, NT50, NT70		



1

<b>GEV No.</b>	697100	<b>Ref. No.</b>	16NT20 20mm 16NT30 20mm
<b>description</b>	spacer ring for dough mixer ø 20mm		
<b>For models:</b>	NT20, NT30		



1

<b>GEV No.</b>	697053	<b>Ref. No.</b>	16NT05 16NT10
<b>description</b>	spacer ring for dough mixer ø 23mm ID ø 15mm H 12mm		
<b>For models:</b>	NT05, NT10		



1

<b>GEV No.</b>	697101	<b>Ref. No.</b>	14NT40 25mm
<b>description</b>	spacer ring for dough mixer ø 25mm		
<b>For models:</b>	NT40		



1

<b>GEV No.</b>	697051	<b>Ref. No.</b>	48NT05 48NT10 48NT20 48NT30
<b>description</b>	spacer ring for dough mixer ø 28mm ID ø 20.5mm H 11mm		
<b>For models:</b>	NT05, NT10, NT20, NT30		



1

<b>GEV No.</b>	697048	<b>Ref. No.</b>	61NT05 61NT10
<b>description</b>	spacer ring for dough mixer ø 28mm ID ø 20.5mm H 11mm plastic		
<b>For models:</b>	NT05, NT10		



1

<b>GEV No.</b>	697049	<b>Ref. No.</b>	61NT20 61NT30
<b>description</b>	spacer ring for dough mixer ø 28mm ID ø 20.5mm H 28mm plastic		
<b>For models:</b>	NT20, NT30		



1

<b>GEV No.</b>	697050	<b>Ref. No.</b>	61NT40 61NT50 61NT70
<b>description</b>	spacer ring for dough mixer ø 28mm ID ø 20.5mm plastic		
<b>For models:</b>	NT40, NT50, NT70		



1

<b>GEV No.</b>	697102	<b>Ref. No.</b>	16NT50 30mm 16NT70 30mm
<b>description</b>	spacer ring for dough mixer ø 30mm		
<b>For models:</b>	NT50, NT70		



1


<b>GEV No.</b>	697054	<b>Ref. No.</b>	16NT20 25mm 16NT30 25mm
<b>description</b>	spacer ring for dough mixer ø 34mm ID ø 25mm H 15mm		
<b>For models:</b>	NT20, NT30		



1

<b>GEV No.</b>	697055	<b>Ref. No.</b>	16NT40 30mm
<b>description</b>	spacer ring for dough mixer ø 40mm ID ø 30mm H 15mm		
<b>For models:</b>	NT40		



 <p>1</p>			
<b>GEV No.</b>	697056	<b>Ref. No.</b>	16NT50 35mm 16NT70 35mm
<b>description</b>	spacer ring for dough mixer ø 45mm ID ø 35mm H 15mm		

chains

roller chains 06B-1 single

 <p>1</p>			
<b>GEV No.</b>	697064	<b>Ref. No.</b>	01NT05 01NT10
<b>description</b>	roller chain DIN/ISO 06 B-1 splitting 3/8" / 9.525mm links 22 internal width 5.72mm rollerø 6.35mm single		
<b>For models:</b>	NT05, NT10		

 <p>1</p>			
<b>GEV No.</b>	697081	<b>Ref. No.</b>	40NT05 40NT10
<b>description</b>	roller chain DIN/ISO 06 B-1 splitting 3/8" / 9.525mm links 23 internal width 5.72mm rollerø 6.35mm single		
<b>For models:</b>	NT05, NT10		

 <p>1</p>			
<b>GEV No.</b>	697082	<b>Ref. No.</b>	40NT20 40NT20/30 + 43NT05ANT30 40NT30
<b>description</b>	roller chain DIN/ISO 06 B-1 splitting 3/8" / 9.525mm links 27 internal width 5.72mm rollerø 6.35mm single		
<b>For models:</b>	NT20, NT30		

 <p>1</p>			
<b>GEV No.</b>	697077	<b>Ref. No.</b>	41NT05 41NT10
<b>description</b>	roller chain DIN/ISO 06 B-1 splitting 3/8" / 9.525mm links 41 internal width 5.72mm rollerø 6.35mm single		
<b>For models:</b>	NT05, NT10		


 <p>1</p>			
<b>GEV No.</b>	697078	<b>Ref. No.</b>	41NT20 41NT30
<b>description</b>	roller chain DIN/ISO 06 B-1 splitting 3/8" / 9.525mm links 48 internal width 5.72mm rollerø 6.35mm single		
<b>For models:</b>	NT20, NT30		


roller chains 06B-2 double

 <p>1</p>			
<b>GEV No.</b>	697065	<b>Ref. No.</b>	01NT20 01NT20+2 NT20 A NT70 01NT30
<b>description</b>	chain double DIN/ISO 06 B-2 splitting 3/8" links 26 internal width 5.72mm rollerø 6.35mm		
<b>For models:</b>	NT20, NT30		



 <p>1</p>			
<b>GEV No.</b>	697066	<b>Ref. No.</b>	01NT40 01NT40+2 NT20 A NT70
<b>description</b>	chain double DIN/ISO 06 B-2 splitting 3/8" links 30 internal width 5.72mm rollerø 6.35mm		
<b>For models:</b>	NT40		

 <p>1</p>			
<b>GEV No.</b>	697068	<b>Ref. No.</b>	01NT70 01NT70+2 NT20 A NT70
<b>description</b>	chain double DIN/ISO 06 B-2 splitting 3/8" links 31 L 588mm internal width 5.72mm rollerø 6.35mm		
<b>For models:</b>	NT70		
<b>spare parts for</b>	697068		

	<b>GEV No.</b>	697070	<b>Ref. No.</b>	02NT20 02NT30 02NT40 02NT50 02NT70 42NT40 42NT50 42NT70
connector double DIN/ISO 06 B-2 splitting 3/8"				

<b>accessories for</b>	697068			
	<b>GEV No.</b>	697070	<b>Ref. No.</b>	02NT20 02NT30 02NT40 02NT50 02NT70 42NT40 42NT50 42NT70
connector double DIN/ISO 06 B-2 splitting 3/8"				


			
<b>GEV No.</b>	697067	<b>Ref. No.</b>	01NT50 NT50 + NT20 A NT70
<b>description</b>	chain double DIN/ISO 06 B-2 splitting 3/8" links 34 internal width 5.72mm roller ø 6.35mm		
<b>For models:</b>	NT50		


			
<b>GEV No.</b>	697083	<b>Ref. No.</b>	40NT40 40NT40+42 NT 40/50/70
<b>description</b>	chain double DIN/ISO 06 B-2 splitting 3/8" links 34 internal width 5.72mm roller ø 6.35mm		
<b>For models:</b>	NT40		
<b>accessories for</b>	697083		
			
<b>GEV No.</b>	697090	<b>Ref. No.</b>	39NT40 39NT50 39NT70
sprocket-wheel DIN/ISO 06 B-2 splitting 3/8" teeth 14/39 shaft intake ømm H 30mm hub ømm double metal NT40-50-70			


			
<b>GEV No.</b>	697084	<b>Ref. No.</b>	40NT50 40NT70
<b>description</b>	chain double DIN/ISO 06 B-2 splitting 3/8" links 40 internal width 5.72mm roller ø 6.35mm		
<b>For models:</b>	NT50, NT70		


			
<b>GEV No.</b>	697079	<b>Ref. No.</b>	41NT40
<b>description</b>	chain double DIN/ISO 06 B-2 splitting 3/8" links 51 internal width 5.72mm roller ø 6.35mm		
<b>For models:</b>	NT40		

			
<b>GEV No.</b>	697080	<b>Ref. No.</b>	41NT50 41NT70
<b>description</b>	chain double DIN/ISO 06 B-2 splitting 3/8" links 56 internal width 5.72mm roller ø 6.35mm		
<b>For models:</b>	NT50, NT70		


connectors			
			
<b>GEV No.</b>	697070	<b>Ref. No.</b>	02NT20 02NT30 02NT40 02NT50 02NT70 42NT40 42NT50 42NT70
<b>description</b>	connector double DIN/ISO 06 B-2 splitting 3/8"		
<b>For models:</b>	NT20, NT30, NT40, NT50, NT70		

			
<b>GEV No.</b>	697069	<b>Ref. No.</b>	02NT05 02NT10 2 NT05/10 42NT05 42NT10 42NT20 42NT30 43NT20
<b>description</b>	connector single DIN/ISO 06 B-1 splitting 3/8" links 1 L 17.8mm internal width 8.8mm roller ø 3mm metal		
<b>For models:</b>	NT05, NT10, NT20, NT30		

dough hooks			
with mounting groove			
 <p>Image not available</p>			
<b>GEV No.</b>	697041	<b>Ref. No.</b>	23NT05
<b>description</b>	dough hook NT05		
<b>For models:</b>	NT05		


			
<b>GEV No.</b>	697042	<b>Ref. No.</b>	23NT10
<b>description</b>	dough hook shaft ø 15mm usable height 279mm NT10		
<b>For models:</b>	NT10		



  
Image not available


1

<b>GEV No.</b>	697008	<b>Ref. No.</b>	NT30-23 Ø25
<b>description</b>	dough hook shaft ø 25mm		
<b>For models:</b>	NT30		




1

<b>GEV No.</b>	697001	<b>Ref. No.</b>	23NT20 25mm 23NT30 25mm
<b>description</b>	dough hook shaft ø 25mm usable height 350mm NT20-30		
<b>For models:</b>	NT20, NT30		




1

<b>GEV No.</b>	697002	<b>Ref. No.</b>	23NT40 25mm
<b>description</b>	dough hook shaft ø 25mm usable height 470mm NT40		
<b>For models:</b>	NT40		




1

<b>GEV No.</b>	697003	<b>Ref. No.</b>	23NT40 30mm
<b>description</b>	dough hook shaft ø 30mm usable height 395mm NT40		
<b>For models:</b>	NT40		



1


<b>GEV No.</b>	697000	<b>Ref. No.</b>	23NT50 30mm 23NT70 30mm
<b>description</b>	dough hook shaft ø 30mm usable height 490mm NT50-70		
<b>For models:</b>	NT50, NT70		



1


<b>GEV No.</b>	697099	<b>Ref. No.</b>	23NT50 35mm 23NT70 35mm
<b>description</b>	dough hook shaft ø 35mm usable height 470mm NT50-70		
<b>For models:</b>	NT50, NT70		

bearing blocks




1

<b>GEV No.</b>	697019	<b>Ref. No.</b>	57NT50
<b>description</b>	bearing block mounting pos. lower		
<b>For models:</b>	NT50		




1


<b>GEV No.</b>	697021	<b>Ref. No.</b>	57NT70
<b>description</b>	bearing block mounting pos. lower		
<b>For models:</b>	NT70		




1


<b>GEV No.</b>	697015	<b>Ref. No.</b>	57NT20 57NT30
<b>description</b>	bearing block mounting pos. lower ID ø 42mm int. ø 1 52mm int. ø 2 62mm H 97mm NT20-30		
<b>For models:</b>	NT20, NT30		


			
1			
<b>GEV No.</b>	697017	<b>Ref. No.</b>	57NT40
<b>description</b>	bearing block mounting pos. lower ID ø 47mm int. ø 1 52mm int. ø 2 62mm H 100mm NT40		
<b>For models:</b>	NT40		


			
1			
<b>GEV No.</b>	697013	<b>Ref. No.</b>	57NT05 57NT10
<b>description</b>	bearing block mounting pos. lower NT05-10		
<b>For models:</b>	NT05, NT10		

			
1			
<b>GEV No.</b>	697012	<b>Ref. No.</b>	6NT05 6NT10
<b>description</b>	bearing block mounting pos. upper int. ø 1 42mm int. ø 2 42mm H 51mm NT05-10		
<b>For models:</b>	NT05, NT10		

			
1			
<b>GEV No.</b>	697014	<b>Ref. No.</b>	6NT20 6NT30
<b>description</b>	bearing block mounting pos. upper int. ø 1 42mm int. ø 2 47mm H 65mm NT20-30		
<b>For models:</b>	NT20, NT30		

			
1			
<b>GEV No.</b>	697020	<b>Ref. No.</b>	6NT70
<b>description</b>	bearing block mounting pos. upper int. ø 1 52mm int. ø 2 62mm H 87mm hole distance 183mm NT70		
<b>For models:</b>	NT70		

			
1			
<b>GEV No.</b>	697018	<b>Ref. No.</b>	6NT50
<b>description</b>	bearing block mounting pos. upper int. ø 1 52mm int. ø 2 62mm H 87mm hole distance 212mm NT50		
<b>For models:</b>	NT50		

			
1			
<b>GEV No.</b>	697016	<b>Ref. No.</b>	6NT40
<b>description</b>	bearing block mounting pos. upper int. ø 1 52mm int. ø 2 62mm H 88mm hole distance 173mm NT40		
<b>For models:</b>	NT40		

pulleys

			
1			
<b>GEV No.</b>	697011 <sup>1</sup>	<b>Ref. No.</b>	45NT40 45NT50 45NT70
<b>description</b>	V-belt pulley double disc ø 308mm shaft intake ø 20mm groove depth 14mm disc width 25mm groove width 12mm overall width 51mm cast iron shaft ø 74mm		
<b>For models:</b>	NT40, NT50, NT70		

<sup>1</sup>double




1

<b>GEV No.</b>	697094 <sup>1</sup>	<b>Ref. No.</b>	34NT50 34NT70
<b>description</b>	V-belt pulley double disc ø 45mm shaft intake ø 28mm groove depth 10mm disc width 35mm groove width 6mm overall width 45mm metal		
<b>For models:</b>	NT50, NT70		

<sup>1</sup>double



2

<b>GEV No.</b>	697093 <sup>1</sup>	<b>Ref. No.</b>	34NT40
<b>description</b>	V-belt pulley double disc ø 58mm shaft intake ø 24mm groove depth 10mm disc width 35mm groove width 6mm overall width 45mm metal shaft ø 45mm		
<b>For models:</b>	NT40		

<sup>1</sup>double



1

<b>GEV No.</b>	697009	<b>Ref. No.</b>	45NT05 45NT10
<b>description</b>	V-belt pulley single disc ø 207mm shaft intake ø 20mm groove depth 14mm disc width 20mm groove width 3mm overall width 45mm cast iron		
<b>For models:</b>	NT05, NT10		



1

<b>GEV No.</b>	697010	<b>Ref. No.</b>	45NT20 45NT30
<b>description</b>	V-belt pulley single disc ø 287mm shaft intake ø 20mm groove depth 14mm disc width 20mm groove width 3mm overall width 51mm cast iron		
<b>For models:</b>	NT20, NT30		



1

<b>GEV No.</b>	697091	<b>Ref. No.</b>	34NT05 34NT10 34NT20
<b>description</b>	V-belt pulley single disc ø 44mm shaft intake ø 19mm groove depth 11mm disc width 27mm groove width 6mm overall width 27mm metal shaft ø 17.5mm		
<b>For models:</b>	NT05, NT10, NT20		



1

<b>GEV No.</b>	697092	<b>Ref. No.</b>	34NT30
<b>description</b>	V-belt pulley single disc ø 48mm shaft intake ø 24mm groove depth 10mm disc width 20mm groove width 7mm overall width 32mm metal		
<b>For models:</b>	NT30		

mixer bowls

mixer bowls



1

<b>GEV No.</b>	697036	<b>Ref. No.</b>	66NT20
<b>description</b>	mixer bowl for dough mixer ID ø 365mm H 255mm fixed NT20		
<b>For models:</b>	NT20		



1

<b>GEV No.</b>	697034	<b>Ref. No.</b>	66NT05
<b>description</b>	mixer bowl for dough mixer NT05		
<b>For models:</b>	NT05		



1

<b>GEV No.</b>	697035	<b>Ref. No.</b>	66NT10
<b>description</b>	mixer bowl for dough mixer NT10		
<b>For models:</b>	NT10		



1

<b>GEV No.</b>	697037	<b>Ref. No.</b>	66NT30
<b>description</b>	mixer bowl for dough mixer NT30		
<b>For models:</b>	NT30		



1

<b>GEV No.</b>	697038	<b>Ref. No.</b>	66NT40
<b>description</b>	mixer bowl for dough mixer NT40		
<b>For models:</b>	NT40		




1


<b>GEV No.</b>	697039	<b>Ref. No.</b>	66NT50
<b>description</b>	mixer bowl for dough mixer NT50		
<b>For models:</b>	NT50		








 <p>Image not available</p>			
<b>GEV No.</b>	697040	<b>Ref. No.</b>	66NT70
<b>description</b>	mixer bowl for dough mixer NT70		
<b>For models:</b>	NT70		


**spindles**  
for lids




			
<b>GEV No.</b>	697029	<b>Ref. No.</b>	73NT05 73NT10
<b>description</b>	spindle for lid ø 12mm L 242mm		
<b>For models:</b>	NT05, NT10		


			
<b>GEV No.</b>	697030	<b>Ref. No.</b>	73NT20 73NT30
<b>description</b>	spindle for lid ø 12mm L 275mm		
<b>For models:</b>	NT20, NT30		


			
<b>GEV No.</b>	697031	<b>Ref. No.</b>	73NT40
<b>description</b>	spindle for lid ø 12mm L 305mm		
<b>For models:</b>	NT40		


			
<b>GEV No.</b>	697032	<b>Ref. No.</b>	73NT50
<b>description</b>	spindle for lid ø 12mm L 345mm		
<b>For models:</b>	NT50		




			
<b>GEV No.</b>	697033	<b>Ref. No.</b>	73NT70
<b>description</b>	spindle for lid ø 12mm L 395mm		
<b>For models:</b>	NT70		

<b>gear wheels</b>			
			
<b>GEV No.</b>	697089	<b>Ref. No.</b>	39NT05 39NT10 39NT20 39NT30
<b>description</b>	sprocket-wheel DIN/ISO 06 B-1 splitting 3/8" teeth 12/30 shaft intake ø 20mm groove width 6mm H 30mm double NT05-10-20-30		
<b>For models:</b>	NT05, NT10, NT20, NT30		
<b>accessories for</b>	697089		
			
<b>GEV No.</b>	560287	<b>Ref. No.</b>	36NT05 36NT10 38NT05 38NT10
<b>description</b>	slot nut W 6mm H 6mm L 20mm		
			
<b>GEV No.</b>	697086	<b>Ref. No.</b>	37NT20 37NT30
<b>description</b>	drive shaft ø 20mm L 510mm NT20-30		


			
<b>GEV No.</b>	697057	<b>Ref. No.</b>	07NT05 07NT10
<b>description</b>	sprocket-wheel DIN/ISO 06 B-1 splitting 3/8" teeth 13 shaft intake ø 15mm H 25mm NT05-10		
<b>For models:</b>	NT05, NT10		


			
<b>GEV No.</b>	697061	<b>Ref. No.</b>	03NT05 03NT10
<b>description</b>	sprocket-wheel DIN/ISO 06 B-1 splitting 3/8" teeth 17 shaft intake ø 20mm H 25mm NT05-10		
<b>For models:</b>	NT05, NT10		


			
<b>GEV No.</b>	697058	<b>Ref. No.</b>	07NT20 25mm 07NT30 25mm
<b>description</b>	sprocket-wheel DIN/ISO 06 B-2 splitting 3/8" teeth 14 shaft intake ø 25mm H 30mm NT20-30		
<b>For models:</b>	NT20, NT30		


			
1			
<b>GEV No.</b>	697090	<b>Ref. No.</b>	39NT40 39NT50 39NT70
<b>description</b>	sprocket-wheel DIN/ISO 06 B-2 splitting 3/8" teeth 14/39 shaft intake ømm H 30mm hub ømm double metal NT40-50-70		
<b>For models:</b>	NT40, NT50, NT70		
<b>accessories for</b>	697090		
	<b>GEV No.</b>	697083	<b>Ref. No.</b> 40NT40 40NT40+42 NT 40/50/70
	chain double DIN/ISO 06 B-2 splitting 3/8" links 34 internal width 5.72mm rollerø 6.35mm		
	<b>GEV No.</b>	697087	<b>Ref. No.</b> 37NT40
	drive shaft ø 25mm L 610mm NT40		


<b>miscellaneous</b>			
			
1			
<b>GEV No.</b>	697043	<b>Ref. No.</b>	71NT05 71NT10 71NT20 71NT30 71NT40 71NT50 71NT70 75NT05 75NT10 75NT20 75NT30 75NT40 75NT50 75NT70
<b>description</b>	bush for microswitch		
<b>For models:</b>	NT05, NT10, NT20, NT30, NT40, NT50, NT70		


			
1			
<b>GEV No.</b>	697062	<b>Ref. No.</b>	03NT20 03NT30
<b>description</b>	sprocket-wheel DIN/ISO 06 B-2 splitting 3/8" teeth 18 shaft intake ø 20mm H 30mm NT20-30		
<b>For models:</b>	NT20, NT30		

			
1			
<b>GEV No.</b>	560292	<b>Ref. No.</b>	32NT05 32NT10 32NT20 32NT30 32NT40 32NT50 32NT70
<b>description</b>	eye bolt for motor L 55mm thread M10		
<b>For models:</b>	NT05, NT10, NT20, NT30, NT40, NT50, NT70		


			
1			
<b>GEV No.</b>	697059	<b>Ref. No.</b>	07NT40 30mm 07NT50 30mm 07NT70 30mm
<b>description</b>	sprocket-wheel DIN/ISO 06 B-2 splitting 3/8" teeth 19 shaft intake ø 30mm H 30mm NT40-50-70		
<b>For models:</b>	NT40, NT50, NT70		

			
1			
<b>GEV No.</b>	697044	<b>Ref. No.</b>	83NT05 83NT10 83NT20 83NT30 83NT40 83NT50 83NT70 88NT05 88NT10 88NT20 88NT30 88NT40 88NT50 88NT70
<b>description</b>	stop bolt for lid ø 15mm L 25mm thread M6		
<b>For models:</b>	NT05, NT10, NT20, NT30, NT40, NT50, NT70		

			
1			
<b>GEV No.</b>	697060	<b>Ref. No.</b>	07NT50 35mm 07NT70 35mm
<b>description</b>	sprocket-wheel DIN/ISO 06 B-2 splitting 3/8" teeth 19 shaft intake ø 35mm H 30mm NT50-70		
<b>For models:</b>	NT50, NT70		

			
1			
<b>GEV No.</b>	697063	<b>Ref. No.</b>	03NT40 03NT50 03NT70
<b>description</b>	sprocket-wheel DIN/ISO 06 B-2 splitting 3/8" teeth 28 shaft intake ø 25mm H 30mm NT40-50-70		
<b>For models:</b>	NT40, NT50, NT70		



1 

<b>GEV No.</b>	560295	<b>Ref. No.</b>	27NT05 27NT10 27NT20 27NT30 27NT40
<b>description</b>	tension screw L 130mm thread M10 zinc-coated steel		
<b>For models:</b>	NT05, NT10, NT20, NT30, NT40		

1 


<b>GEV No.</b>	560296	<b>Ref. No.</b>	27NT50
<b>description</b>	tension screw L 145mm thread M10 zinc-coated steel		
<b>For models:</b>	NT50		

1 

<b>GEV No.</b>	560297	<b>Ref. No.</b>	27NT70
<b>description</b>	tension screw L 180mm thread M10 zinc-coated steel		
<b>For models:</b>	NT70		

## equipment feet and end caps

### bolting feet


1 

<b>GEV No.</b>	697097	<b>Ref. No.</b>	112 PIEDINI NTO 112NT05 112NT10 112NT20 112NT30 112NT40 112NT50 112NT70
<b>description</b>	equipment foot ø 29mm H 25mm bore ø 6.5mm Qty 4 pcs NT05		
<b>For models:</b>	NT05, NT10, NT20, NT30, NT40, NT50, NT70		


## transmission technology and ball bearings

### ball bearings

#### deep-groove ball bearings 2RS

1 


<b>GEV No.</b>	523522	<b>Ref. No.</b>	11NT05 11NT10 11NT20 11NT30 58NT05 58NT10 60NT05 60NT10 60NT20 60NT30 62NT05 62NT10 62NT20 62NT30
<b>description</b>	deep-groove ball bearing type 6004-2RS shaft ø 20mm ED ø 42mm W 12mm with sealing discs deep-groove ball bearing DIN 625-1		
<b>For models:</b>	NT05, NT10, NT20, NT30		

1 


<b>GEV No.</b>	523525	<b>Ref. No.</b>	14NT20 14NT30 20NT20 20NT30
<b>description</b>	deep-groove ball bearing type 6005-2RS shaft ø 25mm ED ø 47mm W 12mm with sealing discs deep-groove ball bearing DIN 625-1		
<b>For models:</b>	NT20, NT30		

1 


<b>GEV No.</b>	523528	<b>Ref. No.</b>	14NT50 35mm 14NT70 35mm 20NT50 35mm 20NT70 35mm
<b>description</b>	deep-groove ball bearing type 6007-2RS shaft ø 35mm ED ø 62mm W 14mm with sealing discs deep-groove ball bearing DIN 625-1		
<b>For models:</b>	NT50, NT70		


			
1			
<b>GEV No.</b>	523512	<b>Ref. No.</b>	53NT05 53NT10 56NT05 56NT10 60NT40 60NT50 60NT70 62NT40 62NT50 62NT70
<b>description</b>	deep-groove ball bearing type 6204-2RS shaft $\varnothing$ 20mm ED $\varnothing$ 47mm W 14mm with sealing discs deep-groove ball bearing DIN 625-1		
<b>For models:</b>	NT05, NT10, NT40, NT50, NT70		


			
1			
<b>GEV No.</b>	523513	<b>Ref. No.</b>	11NT50 11NT70 58NT40 58NT50 58NT70
<b>description</b>	deep-groove ball bearing type 6205-2RS shaft $\varnothing$ 25mm ED $\varnothing$ 52mm W 15mm with sealing discs deep-groove ball bearing DIN 625-1		

			
1			
<b>GEV No.</b>	523524	<b>Ref. No.</b>	14NT50 14NT70 20NT50 20NT70 53NT40 53NT50 53NT70 56NT40 56NT50 56NT70
<b>description</b>	deep-groove ball bearing type 6206-2RS shaft $\varnothing$ 30mm ED $\varnothing$ 62mm W 16mm with sealing discs deep-groove ball bearing DIN 625-1		
<b>For models:</b>	NT40, NT50, NT70		

			
1			
<b>GEV No.</b>	523526	<b>Ref. No.</b>	14NT05 14NT10 20NT05 20NT10
<b>description</b>	deep-groove ball bearing type 6302-2RS shaft $\varnothing$ 15mm ED $\varnothing$ 42mm W 13mm with sealing discs deep-groove ball bearing DIN 625-1		
<b>For models:</b>	NT05, NT10		

			
1			
<b>GEV No.</b>	523517	<b>Ref. No.</b>	58NT20 58NT30
<b>description</b>	deep-groove ball bearing type 6304-2RS shaft $\varnothing$ 20mm ED $\varnothing$ 52mm W 15mm with sealing discs deep-groove ball bearing DIN 625-1		
<b>For models:</b>	NT20, NT30		

			
1			
<b>GEV No.</b>	523518	<b>Ref. No.</b>	14NT40 20NT40 53NT20 53NT30 56NT20 56NT30
<b>description</b>	deep-groove ball bearing type 6305-2RS shaft $\varnothing$ 25mm ED $\varnothing$ 62mm W 17mm with sealing discs deep-groove ball bearing DIN 625-1		
<b>For models:</b>	NT20, NT30, NT40		

miscellaneous			
			
Image not available			
1			
<b>GEV No.</b>	523527	<b>Ref. No.</b>	14NT20 20mm 14NT30 20mm 20NT20 20mm 20NT30 20mm
<b>description</b>	ball bearing		
<b>For models:</b>	NT20, NT30		



drive belts

V-belts

profile A/13

<b>GEV No.</b>	697072	<b>Ref. No.</b>	44NT20
<b>description</b>	V-belt belt width 13mm L 1060mm H 8mm CODE A42 profile A/13		
<b>For models:</b>	NT20		

<b>GEV No.</b>	697073	<b>Ref. No.</b>	44NT20/30 44NT30
<b>description</b>	V-belt belt width 13mm L 1090mm H 8mm CODE A43 profile A/13		
<b>For models:</b>	NT30		

<b>GEV No.</b>	697074	<b>Ref. No.</b>	44NT40
<b>description</b>	V-belt belt width 13mm L 1250mm H 8mm CODE A49 profile A/13		
<b>For models:</b>	NT40		

<b>GEV No.</b>	697075	<b>Ref. No.</b>	44NT50
<b>description</b>	V-belt belt width 13mm L 1320mm H 8mm CODE A52 profile A/13		
<b>For models:</b>	NT50		

<b>GEV No.</b>	697076	<b>Ref. No.</b>	44NT70
<b>description</b>	V-belt belt width 13mm L 1422mm H 8mm CODE A56 profile A/13		
<b>For models:</b>	NT70		

<b>GEV No.</b>	697071	<b>Ref. No.</b>	44NT05 44NT10
<b>description</b>	V-belt belt width 13mm L 813mm H 8mm CODE A32 profile A/13		
<b>For models:</b>	NT05, NT10		

chains

roller chains 06B-1 single

<b>GEV No.</b>	697064	<b>Ref. No.</b>	01NT05 01NT10
<b>description</b>	roller chain DIN/ISO 06 B-1 splitting 3/8" / 9.525mm links 22 internal width 5.72mm rollerø 6.35mm single		
<b>For models:</b>	NT05, NT10		

<b>GEV No.</b>	697081	<b>Ref. No.</b>	40NT05 40NT10
<b>description</b>	roller chain DIN/ISO 06 B-1 splitting 3/8" / 9.525mm links 23 internal width 5.72mm rollerø 6.35mm single		
<b>For models:</b>	NT05, NT10		

<b>GEV No.</b>	697082	<b>Ref. No.</b>	40NT20 40NT20/30 + 43NT05ANT30 40NT30
<b>description</b>	roller chain DIN/ISO 06 B-1 splitting 3/8" / 9.525mm links 27 internal width 5.72mm rollerø 6.35mm single		
<b>For models:</b>	NT20, NT30		

<b>GEV No.</b>	697077	<b>Ref. No.</b>	41NT05 41NT10
<b>description</b>	roller chain DIN/ISO 06 B-1 splitting 3/8" / 9.525mm links 41 internal width 5.72mm rollerø 6.35mm single		
<b>For models:</b>	NT05, NT10		


<b>GEV No.</b>	697078	<b>Ref. No.</b>	41NT20 41NT30
<b>description</b>	roller chain DIN/ISO 06 B-1 splitting 3/8" / 9.525mm links 48 internal width 5.72mm rollerø 6.35mm single		
<b>For models:</b>	NT20, NT30		

roller chains 06B-2 double


<b>GEV No.</b>	697065	<b>Ref. No.</b>	01NT20 01NT20+2 NT20 A NT70 01NT30
<b>description</b>	chain double DIN/ISO 06 B-2 splitting 3/8" links 26 internal width 5.72mm rollerø 6.35mm		
<b>For models:</b>	NT20, NT30		

1 			
<b>GEV No.</b>	697066	<b>Ref. No.</b>	01NT40 01NT40+2 NT20 A NT70
<b>description</b>	chain double DIN/ISO 06 B-2 splitting 3/8" links 30 internal width 5.72mm rollerø 6.35mm		
<b>For models:</b>	NT40		



1 			
<b>GEV No.</b>	697068	<b>Ref. No.</b>	01NT70 01NT70+2 NT20 A NT70
<b>description</b>	chain double DIN/ISO 06 B-2 splitting 3/8" links 31 L 588mm internal width 5.72mm rollerø 6.35mm		
<b>For models:</b>	NT70		
<b>spare parts for</b>	697068		

	<b>GEV No.</b>	697070	<b>Ref. No.</b>	02NT20 02NT30 02NT40 02NT50 02NT70 42NT40 42NT50 42NT70
	connector double DIN/ISO 06 B-2 splitting 3/8"			


**accessories for** 697068

	<b>GEV No.</b>	697070	<b>Ref. No.</b>	02NT20 02NT30 02NT40 02NT50 02NT70 42NT40 42NT50 42NT70
	connector double DIN/ISO 06 B-2 splitting 3/8"			

1 			
<b>GEV No.</b>	697067	<b>Ref. No.</b>	01NT50 NT50 + NT20 A NT70
<b>description</b>	chain double DIN/ISO 06 B-2 splitting 3/8" links 34 internal width 5.72mm rollerø 6.35mm		
<b>For models:</b>	NT50		


1 				
<b>GEV No.</b>	697083	<b>Ref. No.</b>	40NT40 40NT40+42 NT 40/50/70	
<b>description</b>	chain double DIN/ISO 06 B-2 splitting 3/8" links 34 internal width 5.72mm rollerø 6.35mm			
<b>For models:</b>	NT40			
<b>accessories for</b>	697083			
	<b>GEV No.</b>	697090	<b>Ref. No.</b>	39NT40 39NT50 39NT70
	sprocket-wheel DIN/ISO 06 B-2 splitting 3/8" teeth 14/39 shaft intake ømm H 30mm hub ømm double metal NT40-50-70			


1 			
<b>GEV No.</b>	697084	<b>Ref. No.</b>	40NT50 40NT70
<b>description</b>	chain double DIN/ISO 06 B-2 splitting 3/8" links 40 internal width 5.72mm rollerø 6.35mm		
<b>For models:</b>	NT50, NT70		

1 			
<b>GEV No.</b>	697079	<b>Ref. No.</b>	41NT40
<b>description</b>	chain double DIN/ISO 06 B-2 splitting 3/8" links 51 internal width 5.72mm rollerø 6.35mm		
<b>For models:</b>	NT40		

1 			
<b>GEV No.</b>	697080	<b>Ref. No.</b>	41NT50 41NT70
<b>description</b>	chain double DIN/ISO 06 B-2 splitting 3/8" links 56 internal width 5.72mm rollerø 6.35mm		
<b>For models:</b>	NT50, NT70		

## connectors

	1		
	<b>GEV No.</b>	697070	<b>Ref. No.</b>
<b>description</b> connector double DIN/ISO 06 B-2 splitting 3/8"			
<b>For models:</b> NT20, NT30, NT40, NT50, NT70			

	1		
	<b>GEV No.</b>	697069	<b>Ref. No.</b>
<b>description</b> connector single DIN/ISO 06 B-1 splitting 3/8" links 1 L 17.8mm internal width 8.8mm rollerø 3mm metal			
<b>For models:</b> NT05, NT10, NT20, NT30			



## fastening material

### screws

#### hexagonal screws



<b>GEV No.</b>	560291	<b>Ref. No.</b>	31NT05 31NT10 31NT20 31NT30 31NT40 31NT50 31NT70
<b>description</b>	hexagonal screw thread M10 thread L 20mm SS WS 17 Qty 1 pcs DIN 933 / ISO 4017		
<b>For models:</b>	NT05, NT10, NT20, NT30, NT40, NT50, NT70		



<b>GEV No.</b>	560086	<b>Ref. No.</b>	82NT10
<b>description</b>	hexagonal screw thread M6 thread L 10mm SS WS 10 Qty 20 pcs DIN 933 / ISO 4017		

#### grub screws

##### DIN 913/ISO 4026



<b>GEV No.</b>	560177	<b>Ref. No.</b>	04NT05 04NT10 04NT20 04NT30 04NT40 04NT50 04NT70 05NT05 05NT10 05NT20 05NT30 05NT40 05NT50 05NT70 17NT05 17NT10 17NT20 17NT30 17NT40 17NT50 17NT70 18NT05 18NT10 18NT20 18NT30 18NT40 18NT50 18NT70
<b>description</b>	grub screw thread M6 L 6mm SS DIN 913 intake internal hexagon WS 3 Qty 10 pcs		
<b>For models:</b>	NT05, NT10, NT20, NT30, NT40, NT50, NT70		

##### DIN 914/ISO 4027



<b>GEV No.</b>	560176	<b>Ref. No.</b>	33NT05 33NT10 33NT20 33NT30 33NT40 33NT50 33NT70 72NT05 72NT10 72NT20 72NT30 72NT40 72NT50 72NT70 76NT05 76NT10 76NT20 76NT30 76NT40 76NT50 76NT70
<b>description</b>	grub screw thread M6 L 12mm SS DIN 914 intake internal hexagon WS 3 with spike Qty 10 pcs		
<b>For models:</b>	NT05, NT10, NT20, NT30, NT40, NT50, NT70		

### nuts

#### hexagonal nuts

##### DIN 934 / ISO 4032/8673



<b>GEV No.</b>	560134	<b>Ref. No.</b>	09NT40
<b>description</b>	hexagonal nut thread M8 H 6.5mm WS 13 SS DIN/ISO DIN 934 / ISO 4032/8673 Qty 20 pcs		
<b>For models:</b>	NT40		

#### hexagonal nuts inch thread



<b>GEV No.</b>	560293	<b>Ref. No.</b>	29NT05 29NT10 29NT20 29NT30 29NT40 29NT50 29NT70
<b>description</b>	nut thread 1/2" H 8mm zinc-coated steel WS 27 Qty 1 pcs		
<b>For models:</b>	NT05, NT10, NT20, NT30, NT40, NT50, NT70		

washers

washers

miscellaneous



1			30NT05 30NT10 30NT20 30NT30 30NT40 30NT50 30NT70
<b>GEV No.</b>	560290	<b>Ref. No.</b>	
<b>description</b>	plain washer ID ø 10.6mm ED ø 40mm thickness 3mm zinc-coated steel Qty 1 pcs for thread M10		
<b>For models:</b>	NT05, NT10, NT20, NT30, NT40, NT50, NT70		

fasteners

slot nuts



1			22NT05 22NT10
<b>GEV No.</b>	560283	<b>Ref. No.</b>	
<b>description</b>	slot nut W 5mm H 5mm L 25mm		
<b>For models:</b>	NT05		



1			36NT05 36NT10 38NT05 38NT10
<b>GEV No.</b>	560287	<b>Ref. No.</b>	
<b>description</b>	slot nut W 6mm H 6mm L 20mm		
<b>For models:</b>	NT05, NT10		



1			22NT20 22NT30 36NT20 36NT30 38NT20 38NT30 64NT05 64NT10 64NT20 64NT30 64NT40 64NT50 64NT70
<b>GEV No.</b>	560286	<b>Ref. No.</b>	
<b>description</b>	slot nut W 6mm H 6mm L 25mm		
<b>For models:</b>	NT05, NT10, NT20, NT30, NT40, NT50, NT70		

1			38NT40 38NT50 38NT70
<b>GEV No.</b>	560181	<b>Ref. No.</b>	
<b>description</b>	slot nut W 6mm H 6mm L 40mm		
<b>For models:</b>	NT40, NT50, NT70		

1			36NT40 36NT50 36NT70
<b>GEV No.</b>	560288	<b>Ref. No.</b>	
<b>description</b>	slot nut W 8mm H 7mm L 25mm		
<b>For models:</b>	NT40, NT50, NT70		

1			22NT40 22NT50 22NT70
<b>GEV No.</b>	560285	<b>Ref. No.</b>	
<b>description</b>	slot nut W 8mm H 7mm L 30mm		
<b>For models:</b>	NT40, NT50, NT70		

retaining rings


DIN 472





1			10NT05 10NT10 10NT20 10NT30 12NT05 12NT10 12NT20 12NT30 13NT05 13NT10 15NT05 15NT10 19NT05 19NT10 21NT05 21NT10 49NT05 49NT10 49NT20 49NT30 50NT05 63NT05 63NT10 63NT20 63NT30
<b>GEV No.</b>	523100	<b>Ref. No.</b>	
<b>description</b>	retaining ring bore ø 42mm thickness 1.75mm steel DIN 472		
<b>For models:</b>	NT05, NT10, NT20, NT30		





			
1			
<b>GEV No.</b>	523102	<b>Ref. No.</b>	13NT20 13NT30 15NT20 15NT30 19NT20 19NT30 21NT20 21NT30 49NT40 49NT50 49NT70 50NT05 50NT10 54NT05 54NT10 55NT05 55NT10 63NT40 63NT50 63NT70
<b>description</b>	retaining ring bore ø 47mm thickness 1.8mm steel DIN 472		
<b>For models:</b>	NT05, NT10, NT20, NT30, NT40, NT50, NT70		

			
1			
<b>GEV No.</b>	523101	<b>Ref. No.</b>	13NT40 13NT50 13NT70 15NT40 15NT50 15NT70 19NT40 19NT50 19NT70 21NT40 21NT50 21NT70 50NT20 50NT30 50NT40 50NT50 50NT70 54NT20 54NT30 54NT40 54NT50 54NT70 55NT20 55NT30 55NT40 55NT50 55NT70
<b>description</b>	retaining ring bore ø 62mm thickness 2mm steel DIN 472		
<b>For models:</b>	NT20, NT30, NT40, NT50, NT70		

			
1			
<b>GEV No.</b>	523103	<b>Ref. No.</b>	10NT40 10NT50 10NT70 12NT40 12NT50 12NT70 59NT20 59NT30 59NT40 59NT50 59NT70
<b>description</b>	retaining ring bore ø 52mm thickness 2mm steel DIN 472		
<b>For models:</b>	NT20, NT30, NT40, NT50, NT70		



**C**

control equipment 3

**F**

fasteners 24

fastening material 23

**G**

grub screws 23

**H**

hexagonal nuts 23

hexagonal screws 23

**M**

mechanical timers 4

motors 6

**N**

nuts 23

**P**

position switches 3

**R**

retaining rings 24

**S**

screws 23

slot nuts 24

switches and momentary switches 3

**T**

timers 4

**W**

washers 24