



**GAS COMPONENTS**



**ELECTRIC COMPONENTS**



**WATER TECHNOLOGY**



**MECHANICAL COMPONENTS**



**TOOLS**

Spare parts suitable for

**BREMA**

Find the complete and up-to-date range of products in our GEV Webshop



# Manufacturer catalogue

The most important spare parts and accessories arranged clearly for every manufacturer

- ✓ Complete product range and all appliance data always up to date in the GEV Webshop
- ✓ Alphabetical Index at the end of the catalogue

## GEV Webshop

[www.gev-online.co.uk](http://www.gev-online.co.uk)

[www.gev-online.com](http://www.gev-online.com)



- 🔍 Add to Favourites
- 🔍 Sign In with email address and usual password
- 🔍 Easy-order – place several items in your basket at the same time
- 🔍 Quick Item search – no login needed



## thermostats

### bi-metal thermostats

#### safety bi-metal thermostats



<b>GEV No.</b>	390590	<b>Ref. No.</b>	C23114
<b>description</b>	bi-metal safety thermostat hole distance 24mm switch-off temp.°C 1NC 1-poleAV connection plug 2 hole fixing		
<b>For models:</b>	C150, C150-CubeA, C80, C80-CubeA, CB1265, CB1265-CubeA, CB1565, CB1565-CubeA, CB184, CB246, CB246-CubeA, CB249, CB316, CB316-CubeA, CB416, CB425, CB425-CubeA, CB640, CB640-CubeA, CB840, CB955, CB955-CubeA, DSS42, DSS42-CubeD, F230, FB802, FreshMaker, G150, G250, G500, GB1540, GB1555, GB902, GB903, IceWater45, IF26, IF29, IF30, IF55, IF75, IMF28, IMF35, IMF58, IMF80, TB1405, TB852, VB250, VM500		

### refrigeration thermostats

#### RANCO

##### K22 series

RANCO



<b>GEV No.</b>	390587	<b>Ref. No.</b>	23447
<b>description</b>	thermostat RANCO type K22L1069 probe ø 2mm		
<b>For models:</b>	CB640, CB840, CB955, M350, M800		

RANCO



<b>GEV No.</b>	390524	<b>Ref. No.</b>	23591 24727 R23591
<b>description</b>	thermostat RANCO type K22L1082 probe ømm probe Lmm capillary pipe 2000mm temperature range -22 up to -3°C		
<b>For models:</b>	C150, C150-CubeA, C300, C300-CubeA, C80, C80-CubeA, CB1265, CB1265-CubeA, CB134, CB1565, CB1565-CubeA, CB184, CB246, CB246-CubeA, CB249, CB316, CB316-CubeA, CB416, CB425, CB425-CubeA, CB640, CB640-CubeA, CB840, CB955, CB955-CubeA, DSS42, DSS42-CubeD, FreshMaker, IC18, IC24, IC24A-CubeA, IC30, IC30A-CubeA, IceWater45, VB250, VM1700		

RANCO



<b>GEV No.</b>	390589	<b>Ref. No.</b>	23597 R23597
<b>description</b>	thermostat RANCO type K22L1083 probe ø 2mm probe Lmm capillary pipe 2300mm		
<b>For models:</b>	VM350, VM500, VM900		

##### K50 series

RANCO



<b>GEV No.</b>	390288	<b>Ref. No.</b>	23034
<b>description</b>	thermostat RANCO type K50L3163 probe ømm probe Lmm capillary pipe 2100mm temperature range -24 up to -14°C		
<b>For models:</b>	F230, FB802, G250, G500, GB1540, GB1555, GB902		

RANCO



<b>GEV No.</b>	390588	<b>Ref. No.</b>	23421 R23421
<b>description</b>	thermostat RANCO type K50L3274 probe ø 2mm probe Lmm capillary pipe 3000mm		
<b>For models:</b>	C150, C300, C300-CubeA, C80, F230, G1000, G1000-Split, G250, G500, G500-Split, M1500, M1500-Split, M350, M350-Split, M600, M600-Split, M800, M800-Split		

RANCO



<b>GEV No.</b>	390286	<b>Ref. No.</b>	23005 R23005
<b>description</b>	thermostat RANCO type K50L3383 probe ømm probe Lmm capillary pipe 1500mm temperature range +1 up to +3°C		
<b>For models:</b>	C150, C150-CubeA, C80, C80-CubeA, CB1265, CB1265-CubeA, CB134, CB1565, CB1565-CubeA, CB184, CB246, CB246-CubeA, CB249, CB316, CB316-CubeA, CB416, CB425, CB425-CubeA, CB640, CB640-CubeA, CB840, CB955, CB955-CubeA, DSS42, DSS42-CubeD, FB802, FreshMaker, G150, GB1540, GB1555, GB902, GB903, IC18, IC24, IC24A-CubeA, IC30, IC30A-CubeA, IceWater45, IF26, IF29, IF30, IF55, IF75, IMF28, IMF35, IMF58, IMF80, M1500, M1500-Split, M350...(Other models you can see in the webshop)		



## K61 series

BRANCO



1

<b>GEV No.</b>	390287	<b>Ref. No.</b>	23004
<b>description</b>	thermostat RANCO type K61L1506 probe ømm probe Lmm capillary pipe 2300mm		

## switches and momentary switches

## rocker/momentary rocker switches

## 30x22mm

blank



1

<b>GEV No.</b>	345982	<b>Ref. No.</b>	23611
<b>description</b>	rocker switch mounting measurements 30x22mm green 2CO 250V 16A illuminated connection male faston 6.3mm ambient temperature max. 125/55°C protection IP65 with cover cap		

**For models:** VM350, VM500, VM900**accessories for** 345982

<b>GEV No.</b>	301036	<b>Ref. No.</b>	—
<b>description</b>	protective cover internal size 30x22mm for rocker switch mounting measurementsmm		

labelled



1

<b>GEV No.</b>	300125	<b>Ref. No.</b>	23327
<b>description</b>	rocker switch mounting measurements 30x22mm green 2NO 230V 16A 0-1 connection male faston 6.3mm ambient temperature max. 125/55°C protection IP65 with cover cap		

**For models:** C150, C300, CB1265, CB1265-CubeA, CB134, CB1565, CB1565-CubeA, CB184, CB246, CB246-CubeA, CB249, CB316, CB316-CubeA, CB416, CB425, CB425-CubeA, CB640, CB640-CubeA, CB840, CB955, CB955-CubeA, FB802, FreshMaker, G1000, G150, G250, G500, G500-Split, GB1540, GB1555, GB902, GB903, IC18, IC24, IC24A-CubeA, IC30, IC30A-CubeA, IceWater45, IF26, IF29, IF30, IF55, IF75, IMF28, IMF35, IMF58, IMF80, TB1405, TB852, VB250...(Other models you can see in the webshop)

**accessories for** 300125


<b>GEV No.</b>	301036	<b>Ref. No.</b>	—
<b>description</b>	protective cover internal size 30x22mm for rocker switch mounting measurementsmm		

## push/momentary push switches

## 19x13mm



1

<b>GEV No.</b>	346871 <sup>1</sup>	<b>Ref. No.</b>	23619	
<b>description</b>	push switch mounting measurements 19x13mm green 2NO 250V 16A illuminated connection male faston 4.8mm ambient temperature max. 105/55°C protection IP40			
<b>For models:</b>	VM1700, VM350, VM500, VM900			
<b>accessories for</b>	346871			
	<b>GEV No.</b>	346541	<b>Ref. No.</b>	—
<b>description</b>	protective cover for rocker switch external size 23.4x17.4mm internal size 19x13mm H 9.5mm mounting measurementsmm			

<sup>1</sup>illuminated

## 2 hole fixing



1


<b>GEV No.</b>	346879	<b>Ref. No.</b>	23078
<b>description</b>	push switch green 2NO/indicator light 250V 16A illuminated connection male faston 6.3mm ambient temperature max. 125/55°C protection IP40		
<b>For models:</b>	CB134, CB184		

## microswitches

## universal



1

<b>GEV No.</b>	345042	<b>Ref. No.</b>	23196 23372	
<b>description</b>	microswitch with plunger 250V 16A 1CO connection male faston 6.3mm L 28mm ambient temperature max. 125°C mounting distance 22mm type EF83161.3 actuating force: 75g blue/black			
<b>For models:</b>	G1000, G1000-Split, G150, G250, G500, G500-Split, IF26, IF29, IF30, IF55, IF75			
<b>accessories for</b>	345042			
	<b>GEV No.</b>	345043	<b>Ref. No.</b>	—
<b>description</b>	lever set 5-piece			



pin-plunger actuated



1			
<b>GEV No.</b>	345042	<b>Ref. No.</b>	23196 23372
<b>description</b>	microswitch with plunger 250V 16A 1CO connection male faston 6.3mm L 28mm ambient temperature max. 125°C mounting distance 22mm type EF83161.3 actuating force: 75g blue/black		
<b>For models:</b>	G1000, G1000-Split, G150, G250, G500, G500-Split, IF26, IF29, IF30, IF55, IF75		
<b>accessories for</b>	345042		
	<b>GEV No.</b>	345043	<b>Ref. No.</b> —
	lever set 5-piece		



1			
<b>GEV No.</b>	345105	<b>Ref. No.</b>	23055
<b>description</b>	microswitch with plunger 250V 16A 1CO connection male faston 6.3mm L 28mm ambient temperature max. 125°C mounting distance 22mm type SM-51 actuating force: 280g black		
<b>For models:</b>	DSS42, DSS42-CubeD, F230, FB802, FreshMaker, G1000, G1000-Split, G150, G250, G500, G500-Split, GB1540, GB1555, GB902, GB903, IceWater45, TB1405, TB852		

non-standard



1			
<b>GEV No.</b>	348181	<b>Ref. No.</b>	23803 C23803 NC23803
<b>description</b>	switch kit mounting distance 48mm 250V 16A 2x1NO connection F6.3 L 57mm		
<b>For models:</b>	IFT65, IMF28, IMF35, IMF58, IMF80		

timers

programme timers



1			
<b>GEV No.</b>	360567	<b>Ref. No.</b>	23632
<b>description</b>	timer CDC 11904 engines 1 chambers 4 operation time 10min 220-230V 60Hz shaft ømm shaft Lmm manuf. no. 11904F1BCY000.0010 motor type M48R ATS voltage AC		
<b>For models:</b>	VM1700, VM350, VM500, VM900		




1			
<b>GEV No.</b>	360525	<b>Ref. No.</b>	23247
<b>description</b>	timer CDC 11904 engines 1 chambers 4 operation time 10min 230V shaft ømm shaft Lmm manuf. no. 11904F1 / BCR000.0000 motor type M48R ATS		
<b>For models:</b>	C150, C150-CubeA, C300, C300-CubeA, C80, CB1265, CB1565, CB1565-CubeA, CB184, CB246, CB249, CB316, CB416, CB425, CB640, CB840, CB955, DSS42, DSS42-CubeD, FreshMaker, IC18, IC24, IC30, IceWater45, VB250		
<b>spare parts for</b>	360525		
	<b>GEV No.</b>	360118	<b>Ref. No.</b> —
	motor CDC pinion ø 4.9mm teeth 10 230V voltage AC 50/60Hz turn direction right motor ø 47mm H 19.3mm motor type M48R ATS for timer cable length 260mm 1.9/2.5W		




1			
<b>GEV No.</b>	360524	<b>Ref. No.</b>	23222
<b>description</b>	timer CDC 11904 engines 1 chambers 4 operation time 12min 230V shaft ømm shaft Lmm manuf. no. 11904F1 / BDR000.0000 motor type M48R ATS		
<b>For models:</b>	C150, C150-CubeA, C300, C300-CubeA, C80, C80-CubeA, CB1265, CB1265-CubeA, CB1565, CB1565-CubeA, CB246, CB246-CubeA, CB249, CB316, CB316-CubeA, CB416, CB425, CB425-CubeA, CB640, CB640-CubeA, CB840, CB955, CB955-CubeA, IC24, IC24A-CubeA, IC30, IC30A-CubeA, IceWater45		
<b>spare parts for</b>	360524		
	<b>GEV No.</b>	360118	<b>Ref. No.</b> —
	motor CDC pinion ø 4.9mm teeth 10 230V voltage AC 50/60Hz turn direction right motor ø 47mm H 19.3mm motor type M48R ATS for timer cable length 260mm 1.9/2.5W		




1			
<b>GEV No.</b>	360566	<b>Ref. No.</b>	23259
<b>description</b>	timer CDC 11904 engines 1 chambers 4 operation time 15min 115V 60Hz shaft ømm shaft Lmm manuf. no. 11904F1BEI000.0010 motor type M48R ATS voltage AC		
<b>For models:</b>	C80, C80-CubeA, CB1265, CB1265-CubeA, CB246, CB246-CubeA, CB249, CB316, CB316-CubeA, CB416, CB425, CB425-CubeA, CB640, CB640-CubeA, CB840, CB955, CB955-CubeA, IC24, IC24A-CubeA, IC30, IC30A-CubeA, IceWater45		




1

<b>GEV No.</b>	360550	<b>Ref. No.</b>	23248
<b>description</b>	timer CDC 11904 engines 1 chambers 4 operation time 15min 230V 50/60Hz shaft ømm shaft Lmm manuf. no. 11904F1 / BER000.0000		
<b>For models:</b>	C150, C150-CubeA, C300, C80, C80-CubeA, CB1265, CB1265-CubeA, CB1565, CB246, CB246-CubeA, CB249, CB316, CB316-CubeA, CB416, CB425, CB425-CubeA, CB640, CB640-CubeA, CB840, CB955, CB955-CubeA, IC24, IC24A-CubeA, IC30, IC30A-CubeA, IceWater45		
<b>spare parts for</b>	360550		
	<b>GEV No.</b>	360118	<b>Ref. No.</b> —
	motor CDC pinion ø 4.9mm teeth 10 230V voltage AC 50/60Hz turn direction right motor ø 47mm H 19.3mm motor type M48R ATS for timer cable length 260mm 1.9/2.5W		




1

<b>GEV No.</b>	360620	<b>Ref. No.</b>	23472 23472/1
<b>description</b>	timer CDC operation time 8min engines 1 chambers 4 230V shaft ømm shaft Lmm manuf. no. 23472/1 motor type M48R ATS 11904F1/4114		
<b>For models:</b>	C150, C300, CB1565		




1

<b>GEV No.</b>	360565	<b>Ref. No.</b>	23396 23780
<b>description</b>	timer CDC 11904 engines 1 chambers 4 operation time 18min 230V 50/60Hz shaft ømm shaft Lmm manuf. no. 11904F1BFE000.0030 motor type M48R ATS voltage AC		
<b>For models:</b>	C150, C300, C80, CB1265, CB1565, CB246, CB249, CB316, CB416, CB425, CB640, CB840, CB955, IC30, IceWater45		




1

<b>GEV No.</b>	360060	<b>Ref. No.</b>	23003
<b>description</b>	timer FIBER P20 engines 1 chambers 4 operation time 12min 230V shaft ømm shaft Lmm		
<b>For models:</b>	C150, C150-CubeA, C80, C80-CubeA, CB184, CB246, CB246-CubeA, CB249, CB316, CB316-CubeA, CB416, CB425, CB425-CubeA, CB640, CB640-CubeA, CB840, CB955, CB955-CubeA		




1

<b>GEV No.</b>	360549	<b>Ref. No.</b>	23635
<b>description</b>	timer CDC 11904 engines 1 chambers 4 operation time 8min 230V 50/60Hz shaft ømm shaft Lmm manuf. no. 11904F1 / DER000.0010		
<b>For models:</b>	VM1700, VM350, VM500, VM900		
<b>spare parts for</b>	360549		
	<b>GEV No.</b>	360118	<b>Ref. No.</b> —
	motor CDC pinion ø 4.9mm teeth 10 230V voltage AC 50/60Hz turn direction right motor ø 47mm H 19.3mm motor type M48R ATS for timer cable length 260mm 1.9/2.5W		

## contactors

### LOVATO

#### power contactors




1

<b>GEV No.</b>	380704	<b>Ref. No.</b>	23092
<b>description</b>	power contactor resistive load 20A 230VAC (AC3/400V) 9A/4kW main contacts 3NO auxiliary contacts 1NC connection screw connection type 11BG0901A230		
<b>For models:</b>	F230, FB802		



			
1			
<b>GEV No.</b>	380964	<b>Ref. No.</b>	23594
<b>description</b>	power contactor resistive load 20A 230VAC (AC3/400V) 9A/4kW main contacts 4NO auxiliary contacts connection screw connection type 11BG09T4A230		
<b>For models:</b>	C150, C150-CubeA, CB1565, CB1565-CubeA, G1000, G500-Split, M1500-Split, M2000, M2000-Split, M350-Split, M600-Split, M800-Split, VM350		

			
1			
<b>GEV No.</b>	381253	<b>Ref. No.</b>	23903
<b>description</b>	supervisory relay three-phase 575V PMV30 LOVATO		
<b>For models:</b>	M2000, M2000-Split, VM1700		

## relays


### power relays

#### with bracket mounting

			
1			
<b>GEV No.</b>	380312	<b>Ref. No.</b>	23190
<b>description</b>	power relays FINDER 230VAC 10A 3CO connection male faston 4.8mm bracket mounting dimensions 52x32.2x36.5mm manuf. no. 60.63.8.230.0000		
<b>For models:</b>	G1000, G1000-Split, G150, G500-Split, GB1540, GB1555, GB902, GB903, IF26, IF29, IF30, IF55, IF75, IMF28, IMF35, IMF58, M350, M800, TB1405, TB852, VM500, VM900		

### time relays


#### time relays



			
1			
<b>GEV No.</b>	380783	<b>Ref. No.</b>	23560
<b>description</b>	time relay CROUZET TAR1-88865115 time range 0.1s-100h 24-240VAC/24VDC 8A		
<b>For models:</b>	DSS42, G1000, G150, G250, G500, VM500, VM900		

## probes

### sensors

### supervisory relays

			
1			
<b>GEV No.</b>	401610	<b>Ref. No.</b>	23633
<b>description</b>	supervisory relay revolutions		
<b>For models:</b>	G1000, G250, G500		

				
1				
<b>GEV No.</b>	401611	<b>Ref. No.</b>	23676 R231028 R23676	
<b>description</b>	sensor ø 18mm L 44mm thread M10x1 cable length 1450mm			
<b>For models:</b>	G1000, G1000-Split, G250, G500, G500-Split			
<b>accessories for</b>	401611			
	<b>GEV No.</b>	521129	<b>Ref. No.</b>	—
	 nut thread M10 H 6mm SS WS 17 Qty 1 pcs DIN/ISO DIN 439			



## solenoid valves

## solenoid valves (water)

## ELBI



1

<b>GEV No.</b>	370443	<b>Ref. No.</b>	23144
<b>description</b>	solenoid valve triple straight 230VAC inlet 3/4" outlet 11.5mm t.max. 90°C ELBI plastic output A 2l/min output B 0.5l/min output C 0.5l/min flow regulating valve outlet A white flow regulating valve outlet B red flow regulating valve outlet C red		
<b>For models:</b>	FreshMaker		



1

<b>GEV No.</b>	370444	<b>Ref. No.</b>	C23174
<b>description</b>	solenoid valve triple straight 230VAC inlet 3/4" outlet 11.5mm t.max. 90°C ELBI plastic output A 2l/min output B 0.5l/min output C 2.5l/min flow regulating valve outlet A white flow regulating valve outlet B red flow regulating valve outlet C orange		
<b>For models:</b>	IceWater45		

## RPE



1

<b>GEV No.</b>	370441	<b>Ref. No.</b>	10239
<b>description</b>	solenoid valve single straight inlet 3/4" input 10-12l/min output 6l/min RPE flow regulating valve inlet white		
<b>For models:</b>	C300, G1000, M1500, M2000, M350, M350-Split, M600, M600-Split, M800, M800-Split, VM500, VM900		

## solenoid valves with reducers

## single



1

<b>GEV No.</b>	370440	<b>Ref. No.</b>	10368
<b>description</b>	solenoid valve 1-fold, without membrane (constantly open) angled inlet 3/4" outlet 11.5mm input 10-12l/min RPE plastic flow regulating valve inlet white		
<b>For models:</b>	C150, G250, G500, M1500-Split, M2000-Split, M350-Split, M600-Split, M800-Split		

## TP

## solenoid valves with reducers



1

<b>GEV No.</b>	370777	<b>Ref. No.</b>	BR23781
<b>description</b>	solenoid valve double angled 230VAC inlet 3/4" output 1.5/2.5l/min TP outlet 11.5mm output A yellowl/min output B brownl/min		



1

<b>GEV No.</b>	370437	<b>Ref. No.</b>	23010 C23501
<b>description</b>	solenoid valve double angled 230VAC inlet 3/4" input 10l/min output 1.2/1.2l/min DN10 t.max. 90°C TP plastic flow regulating valve inlet white outlet 11.5mm output A 1.2l/min output B 1.2l/min flow regulating valve outlet A dark brown flow regulating valve outlet B dark brown		
<b>For models:</b>	C80, C80-CubeA, CB416, CB425, CB425-CubeA, CB640, CB640-CubeA, CB840, CB955, CB955-CubeA, DSS42, DSS42-CubeD, G150, GB1540, GB1555, IF30, IMF28, TB1405, VB250		



1

<b>GEV No.</b>	370436	<b>Ref. No.</b>	23498
<b>description</b>	solenoid valve double angled 230VAC inlet 3/4" inputl/min output 0.6/0.6l/min DN10 t.max. 90°C TP plastic outlet 11.5mm output A 0.6l/min output B 0.6l/min flow regulating valve outlet A orange flow regulating valve outlet B orange		
<b>For models:</b>	CB184		





1


<b>GEV No.</b>	370395	<b>Ref. No.</b>	23116
<b>description</b>	solenoid valve double angled 230VAC inlet 3/4" inputl/min output 0.8/0.8l/min DN10 t.max. 90°C TP plastic outlet 11.5mm output A 0.8l/min output B 0.8l/min flow regulating valve outlet A white flow regulating valve outlet B white		
<b>For models:</b>	CB316, CB316-CubeA, FB802, GB902, GB903, TB852		








			
1			
<b>GEV No.</b>	370434	<b>Ref. No.</b>	23157
<b>description</b>	solenoid valve double angled 230VAC inlet 3/4" input/min output 2,5/2,5l/min DN10 t.max. 90°C TP plastic outlet 11.5mm output A 2.5l/min output B 2.5l/min flow regulating valve outlet A yellow flow regulating valve outlet B yellow		
<b>For models:</b>	C300, C300-CubeA, CB1265, CB1265-CubeA		


			
1			
<b>GEV No.</b>	370447	<b>Ref. No.</b>	C23191
<b>description</b>	solenoid valve double angled 230VAC inlet 3/4" t.max. 90°C TP plastic outlet 11.5mm output A 1.2l/min output B 1.2l/min flow regulating valve outlet A dark brown flow regulating valve outlet B dark brown		
<b>For models:</b>	IceWater45		


			
1			
<b>GEV No.</b>	370435	<b>Ref. No.</b>	23542
<b>description</b>	solenoid valve double angled 230VAC inlet 3/4" t.max. 90°C TP plastic outlet 11.5mm output A 0.5l/min output B 0.8l/min flow regulating valve outlet A orange flow regulating valve outlet B white		
<b>For models:</b>	CB246, CB246-CubeA, CB249		

			
1			
<b>GEV No.</b>	370439	<b>Ref. No.</b>	23138
<b>description</b>	solenoid valve double angled 230VAC inlet 3/4" t.max. 90°C TP plastic outlet 11.5mm output A 2.5l/min flow regulating valve outlet A yellow output B w/t membrane (constantly open)		
<b>For models:</b>	C150, C150-CubeA, CB1565, CB1565-CubeA		

			
1			
<b>GEV No.</b>	370446	<b>Ref. No.</b>	C23192
<b>description</b>	solenoid valve double angled 230VAC inlet 3/4" t.max. 90°C TP plastic outlet 11.5mm output A 0.8l/min output B 2.5l/min flow regulating valve outlet A white flow regulating valve outlet B yellow output B w/t membrane (constantly open)		
<b>For models:</b>	F230, G250, G500		

			
1			
<b>GEV No.</b>	370445	<b>Ref. No.</b>	23501
<b>description</b>	solenoid valve double angled 230VAC inlet 3/4" t.max. 90°C TP plastic outlet 11.5mm output A 2.5l/min output B 0.8l/min flow regulating valve outlet A yellow flow regulating valve outlet B white		
<b>For models:</b>	IF30, IF55, IF75, IMF35, IMF58, IMF80		

			
1			
<b>GEV No.</b>	370438	<b>Ref. No.</b>	23502
<b>description</b>	solenoid valve double angled 230VAC inlet 3/4" t.max. 90°C TP plastic outlet 11.5mm output A 1.2l/min output B 0.8l/min flow regulating valve outlet A dark brown flow regulating valve outlet B white		
<b>For models:</b>	CB425, IF26, IF29, IMF28		

			
1			
<b>GEV No.</b>	370449	<b>Ref. No.</b>	23220
<b>description</b>	solenoid valve single angled 230VAC inlet 3/4" outlet 11.5mm input 2.5l/min output/min DN10 t.max. 90°C TP plastic flow regulating valve inlet yellow		
<b>For models:</b>	C150, C80, CB1265, CB1565, CB640, CB840, CB955, IceWater45, IF30, IF55, IF75, IMF35, IMF58, IMF80, VM350		



1

<b>GEV No.</b>	370451	<b>Ref. No.</b>	23641 23787 23819
<b>description</b>	solenoid valve single angled 230VAC inlet 3/4" outlet 11.5mm input 3l/min t.max. 90°C TP plastic flow regulating valve inlet red		
<b>For models:</b>	C150, CB1265, CB1565, VM1700, VM350, VM500		



1

<b>GEV No.</b>	370450	<b>Ref. No.</b>	23623
<b>description</b>	solenoid valve single angled 230VAC inlet 3/4" outlet 11.5mm input 5l/min t.max. 90°C TP plastic flow regulating valve outlet white flow regulating valve inlet pink		
<b>For models:</b>	VM900		



1

<b>GEV No.</b>	370426	<b>Ref. No.</b>	23497
<b>description</b>	solenoid valve single angled 230VAC inlet 3/4" outlet 11.5mm input/min output 0.6l/min DN10 t.max. 90°C TP plastic flow regulating valve outlet orange		
<b>For models:</b>	CB134, CB184, CB246, CB246-CubeA, CB249		



1

<b>GEV No.</b>	370399	<b>Ref. No.</b>	23115
<b>description</b>	solenoid valve single angled 230VAC inlet 3/4" outlet 11.5mm input/min output 0.8l/min DN10 t.max. 90°C TP plastic		
<b>For models:</b>	CB316, CB316-CubeA, F230, FB802, G150, G250, G500, G500-Split, GB1540, GB1555, GB902, GB903, TB1405, TB852		



1

<b>GEV No.</b>	370427	<b>Ref. No.</b>	23001
<b>description</b>	solenoid valve single angled 230VAC inlet 3/4" outlet 11.5mm input/min output 1.2l/min DN10 t.max. 90°C TP plastic flow regulating valve outlet dark brown		
<b>For models:</b>	C80, C80-CubeA, CB416, CB425, CB425-CubeA, CB640, CB640-CubeA, CB840, CB955, CB955-CubeA, DSS42, DSS42-CubeD, G1000, G1000-Split, IF26, IF29, IMF28, VB250		



1

<b>GEV No.</b>	370401	<b>Ref. No.</b>	23108
<b>description</b>	solenoid valve single angled 230VAC inlet 3/4" outlet 11.5mm output 2.5l/min t.max. 90°C TP plastic flow regulating valve outlet yellow		
<b>For models:</b>	C150, C150-CubeA, CB1265, CB1265-CubeA, CB1565, CB1565-CubeA, IceWater45, VM350		

various



1

<b>GEV No.</b>	370448	<b>Ref. No.</b>	23537
<b>description</b>	solenoid valve single angled 230VAC cable length 600mm inlet 1/4"mm		
<b>For models:</b>	VM1700, VM350, VM500, VM900		








solenoid valves (refrigeration)

CASTEL  
valve bodies  
STANDARD series

suitable for refrigerants R22, R134a, R404A, R407C, R410A, R507








<b>GEV No.</b>	370151	<b>Ref. No.</b>	20410
<b>description</b>	solenoid valve body NC type 1028/2 S p max 45bar connection 1/4" soldering connection DN 2.2mm -35 up to +105°C L 125mm refrigeration straight CASTEL		
<b>For models:</b>	C80, C80-CubeA, CB184, CB246, CB246-CubeA, CB249, CB316, CB316-CubeA, CB416, CB425, CB425-CubeA, CB640, CB640-CubeA, CB840, CB955, CB955-CubeA, DSS42, DSS42-CubeD, FreshMaker, IC18, IC24, IC24A-CubeA, IC30, IC30A-CubeA, IceWater45, IF26, IF29, IF30, IF55, IF75, IMF28, IMF35, IMF58, IMF80		

<b>accessories for</b>	370151		
	<b>GEV No.</b>	371084	<b>Ref. No.</b> —
	solenoid coil CASTEL 230VAC 8VA 50/60Hz connection cable 1000mm type CM2		
	<b>GEV No.</b>	371090	<b>Ref. No.</b> —
	power socket plug type DIN 43650A screw		
	<b>GEV No.</b>	371301	<b>Ref. No.</b> —
	solenoid coil CASTEL 110VAC 8VA 50/60Hz seat ø 11.5mm connection DIN 43650A type HF2		
	<b>GEV No.</b>	371314	<b>Ref. No.</b> —
	solenoid coil CASTEL 240VAC 8VA 50/60Hz seat ø 11.5mm		
	<b>GEV No.</b>	371321	<b>Ref. No.</b> —
	solenoid coil CASTEL 12/24VAC 50/60Hz seat ø 11.5mm connection DIN 43650A type HF2		




<b>GEV No.</b>	370383	<b>Ref. No.</b>	20409
<b>description</b>	solenoid valve body NC type 1068/M10S p max 45bar connection 10mm soldering connection DN 7mm -35 up to +105°C L 111mm refrigeration straight CASTEL		
<b>For models:</b>	C150, C150-CubeA, C300, C300-CubeA, CB1265, CB1265-CubeA, CB1565, CB1565-CubeA, CB840, CB955, CB955-CubeA, M1500, M2000, M350, M600, VB250, VM350, VM500, VM900		

<b>accessories for</b>	370383		
	<b>GEV No.</b>	371084	<b>Ref. No.</b> —
	solenoid coil CASTEL 230VAC 8VA 50/60Hz connection cable 1000mm type CM2		
	<b>GEV No.</b>	371090	<b>Ref. No.</b> —
	power socket plug type DIN 43650A screw		

<b>accessories for</b>	370383		
	<b>GEV No.</b>	371301	<b>Ref. No.</b> —
	solenoid coil CASTEL 110VAC 8VA 50/60Hz seat ø 11.5mm connection DIN 43650A type HF2		
	<b>GEV No.</b>	371314	<b>Ref. No.</b> —
	solenoid coil CASTEL 240VAC 8VA 50/60Hz seat ø 11.5mm		
	<b>GEV No.</b>	371321	<b>Ref. No.</b> —
	solenoid coil CASTEL 12/24VAC 50/60Hz seat ø 11.5mm connection DIN 43650A type HF2		

various  
valve bodies



<b>GEV No.</b>	370478	<b>Ref. No.</b>	20853
<b>description</b>	solenoid valve body connection 6mm soldering connection refrigeration angled 90°		
<b>For models:</b>	CB134, CB184, FreshMaker, IC18		

pressure switches


service kits



<b>GEV No.</b>	543035	<b>Ref. No.</b>	C23809 KIT23870
<b>description</b>	service kit for ice maker ø 55mm pressure range 28/12mbar		
<b>For models:</b>	IMF28, IMF35, IMF58, IMF80		

for warewashing

ø 58mm with male faston 6.3mm  
with connection horizontal




<b>GEV No.</b>	541045	<b>Ref. No.</b>	23870
<b>description</b>	pressure control pressure range 28/12mbar connection 6mm ø 58mm pressure connection horizontal warewashing		




for refrigeration

DANFOSS




<b>GEV No.</b>	541481	<b>Ref. No.</b>	K23763
<b>description</b>	pressure control ND conversion kit pressure range -0.9 up to +7.0bar switching diff. 0.7bar reset manual pressure connection vertical refrigeration type KP1 060-1109		
<b>For models:</b>	G1000		

SAGI NO MIYA



<b>GEV No.</b>	541480	<b>Ref. No.</b>	23342
<b>description</b>	pressure control HD reset manual p max 33bar refrigeration type FTB-3UC37 connection male faston 6.3mm switch-off pressure 30bar -20 to +70°C		
<b>For models:</b>	C150, C150-CubeA, C300, C300-CubeA, G1000, G250, G500, M1500, M2000, M350, M600, M800, VM350, VM500, VM900		



<b>GEV No.</b>	541479	<b>Ref. No.</b>	23175
<b>description</b>	pressure control HD reset automatic refrigeration type HTB-X114 connection 2.4mm		
<b>For models:</b>	C150, C150-CubeA, C300, C300-CubeA, C80, C80-CubeA, CB1265, CB1265-CubeA, CB1565, CB1565-CubeA, CB184, CB246, CB246-CubeA, CB249, CB316, CB316-CubeA, CB416, CB425, CB425-CubeA, CB640, CB640-CubeA, CB840, CB955, CB955-CubeA, DSS42, DSS42-CubeD, F230, FB802, G1000, G150, G250, G500, GB1540, GB1555, GB902, GB903, IceWater45, IF26, IF29, IF30, IF55, IF75, IMF28, IMF35, IMF58, IMF80, M350, M800, TB1405, TB852...(Other models you can see in the webshop)		

compressors

ACC/ZEL

R404a/R507

HMBP monophase

High/Medium evaporation temperature above -20/-15 °C



<b>GEV No.</b>	605068	<b>Ref. No.</b>	23886
<b>description</b>	compressor coolant R404a/R507 type ML45TB 220-240V 50Hz HMBP fully hermetic 10kg 1/5HP cylinder capacity 4.5cm <sup>3</sup> CSIR H 175.5mmW 192W 246W 309W 382W 465W 557W 659W 771W test method ASHRAE		

EMBRACO / ASPERA

R134A

HBP monophase

High evaporation temperature above -15°C



<b>GEV No.</b>	605086	<b>Ref. No.</b>	23857
<b>description</b>	compressor coolant R134a type EMT45HDR 220-240V 50Hz HBP fully hermetic 7.7kg 1/8HP power inputW cylinder capacity 3.97cm <sup>3</sup> CSIRWW 162W 207W 256W 314W 383W 467W test method ASHRAE		
<b>For models:</b>	CB134		



**R404a/R507**

**HMBP monophase**

*High/Medium evaporation temperature above -20/-15 °C*



1

<b>GEV No.</b>	605139	<b>Ref. No.</b>	23985
<b>description</b>	compressor coolant R404a/R507 type EMT6165GK 220-240V 50Hz HMBP 7.92kg 1/4HP cylinder capacity 5.19cm <sup>3</sup> CSIR H 180mmWW 315W 384W 477W 570W 689W 808W test method ASHRAE		



1

<b>GEV No.</b>	605161	<b>Ref. No.</b>	23505
<b>description</b>	compressor coolant R404a/R507 type NEK6210GK 220-240V 50Hz HMBP fully hermetic 8.5kg 3/8HP cylinder capacity 8.78cm <sup>3</sup> CSIR H 200mmW 566W 674W 815W 988W 1195W 1435W 1707W		
<b>For models:</b>	CB425, CB425-CubeA, CB640, CB640-CubeA, GB1540, GB1555		



1

<b>GEV No.</b>	605178	<b>Ref. No.</b>	23875
<b>description</b>	compressor coolant R404a/R507 type NEK6217GK 220-240V 50Hz HMBP 11.6kg 5/8HP cylinder capacity 14.3cm <sup>3</sup> CSIR H 206mmW 777W 954W 955W 1171W 1386W 1651W 1916W		
<b>For models:</b>	C80, CB840, VB250		



1

<b>GEV No.</b>	605190	<b>Ref. No.</b>	23438
<b>description</b>	compressor coolant R404a/R507 type NJ9232GK 220-240V 50Hz HMBP 22.1kg 1 1/4HP cylinder capacity 26.2cm <sup>3</sup> CSIR H 277mmWW 1093W 1470W 1911W 2413W 2973W 3588W 4255W ambient temperature max. 45°C		
<b>For models:</b>	C150, C150-CubeA, CB1565, CB1565-CubeA, VM350		

**L'UNITE HERMETIQUE / TECUMSEH**

**R404A**

**HMBP monophase**


*High/Medium evaporation temperature above -20/-15 °C*



1

<b>GEV No.</b>	605025	<b>Ref. No.</b>	23441
<b>description</b>	compressor coolant R404A type AE4430Z-FZ 220-240V 50Hz HMBP fully hermetic 10.2kg 1/4HP power input 427W cylinder capacity 5.7cm <sup>3</sup> CSIR H 186mmWW 258W 346W 441W 550W 682W 794W test method EN 12900 908W		
<b>For models:</b>	CB249, CB316, CB316-CubeA, CB416, FB802, GB902, GB903, IC30, IC30A-CubeA, IF55, IMF58, TB852		

**spare parts for**

<b>GEV No.</b>	380061	<b>Ref. No.</b>	—
	start relay MTRP0027-31 120/240V voltage AC 8A 1NO		



1

<b>GEV No.</b>	605036	<b>Ref. No.</b>	23444
<b>description</b>	compressor coolant R404A type AEZ4425Z 220-240V 50Hz 9.8kg 1/5HP power inputW cylinder capacity 4.5cm <sup>3</sup> CSIR H 186mmWW 198W 263W 341W 432WWWW		
<b>For models:</b>	C80, C80-CubeA, CB955, CB955-CubeA		



1

<b>GEV No.</b>	605021	<b>Ref. No.</b>	23436
<b>description</b>	compressor coolant R404A type AEZ4425Z 220-240V 50Hz HMBP fully hermetic 9.8kg 1/5HP cylinder capacity 4.5cm <sup>3</sup> CSIR H 186mmWW 198W 263W 341W 432W 537W 629W test method EN 12900 723W		
<b>For models:</b>	CB184, CB246, CB246-CubeA, CB249, FreshMaker, IC18, IC24, IC24A-CubeA, IF26, IF29, IF30, IMF28, IMF35		



1

<b>GEV No.</b>	605022	<b>Ref. No.</b>	23437
<b>description</b>	compressor coolant R404A type AEZ4440Z 230V 50Hz HMBP fully hermetic 21kg cylinder capacity 7.55cm <sup>3</sup> CSIR H 292mm 415W 517W 637W 772W 919W 1074W test method EN 12900 1234W		
<b>For models:</b>	CB416, DSS42, DSS42-CubeD, IceWater45, IF75, IMF80		



1

<b>GEV No.</b>	605026	<b>Ref. No.</b>	23503
<b>description</b>	compressor coolant R404A type CAJ9480Z 220-240V 50Hz HMBP fully hermetic 22kg 3/4HP cylinder capacity 15.2cm <sup>3</sup> CSR H 271mm 393W 571W 774W 1009W 1284W 1607W 1989W 2334W test method EN 12900 2699W		
<b>For models:</b>	C80, C80-CubeA, CB840, VB250		



1

<b>GEV No.</b>	605032	<b>Ref. No.</b>	23440
<b>description</b>	compressor coolant R404A type CAJ9510Z 220-240V 50Hz HMBP fully hermetic 23kg 1HP cylinder capacity 18.3cm <sup>3</sup> CSR H 282mm 527W 732W 970W 1252W 1583W 1972W 2437W 2826W test method EN 12900 3220W		
<b>For models:</b>	CB1265, CB1265-CubeA		

miscellaneous

R404A




Image not available

1

<b>GEV No.</b>	605045	<b>Ref. No.</b>	23583
<b>description</b>	compressor coolant R404A		
<b>For models:</b>	G1000, M600		






Image not available


1


<b>GEV No.</b>	605039	<b>Ref. No.</b>	23543
<b>description</b>	compressor coolant R404A 230V		
<b>For models:</b>	G500, VM500		





 <p>Image not available</p> <p>1</p>			
<b>GEV No.</b>	605043	<b>Ref. No.</b>	23575
<b>description</b>	compressor coolant R404A 230V		
<b>For models:</b>	GB1540, GB1555		


 <p>Image not available</p> <p>1</p>			
<b>GEV No.</b>	605038	<b>Ref. No.</b>	23453
<b>description</b>	compressor coolant R404A 400V		
<b>For models:</b>	C300, C300-CubeA, VM900		


 <p>Image not available</p> <p>1</p>			
<b>GEV No.</b>	605044	<b>Ref. No.</b>	23570
<b>description</b>	compressor coolant R404A 230V		
<b>For models:</b>	G250		


 <p>Image not available</p> <p>1</p>			
<b>GEV No.</b>	605040	<b>Ref. No.</b>	23589
<b>description</b>	compressor coolant R404A 400V		
<b>For models:</b>	G500		


 <p>Image not available</p> <p>1</p>			
<b>GEV No.</b>	605046	<b>Ref. No.</b>	23448
<b>description</b>	compressor coolant R404A 230V		
<b>For models:</b>	M350		

 <p>Image not available</p> <p>1</p>			
<b>GEV No.</b>	605041	<b>Ref. No.</b>	23588
<b>description</b>	compressor coolant R404A 400V		
<b>For models:</b>	G500, VM500		

 <p>Image not available</p> <p>1</p>			
<b>GEV No.</b>	605047	<b>Ref. No.</b>	23514
<b>description</b>	compressor coolant R404A 230V		
<b>For models:</b>	M350		

 <p>Image not available</p> <p>1</p>			
<b>GEV No.</b>	605048	<b>Ref. No.</b>	23450
<b>description</b>	compressor coolant R404A 400V		
<b>For models:</b>	M350		

 <p>Image not available</p> <p>1</p>			
<b>GEV No.</b>	605042	<b>Ref. No.</b>	23647
<b>description</b>	compressor coolant R404A 230V 50Hz		
<b>For models:</b>	C300, VM900		

 <p>Image not available</p> <p>1</p>			
<b>GEV No.</b>	605049	<b>Ref. No.</b>	23516
<b>description</b>	compressor coolant R404A 400V		
<b>For models:</b>	M350		



1

<b>GEV No.</b>	605050	<b>Ref. No.</b>	23518
<b>description</b>	compressor coolant R404A 400V		
<b>For models:</b>	M800		



2

<b>GEV No.</b>	605051	<b>Ref. No.</b>	23648
<b>description</b>	compressor coolant R404A 400V		
<b>For models:</b>	M800		

### refrigeration fans

#### refrigeration motors universal

#### ELCO

#### BT series - capacitor motors



1

<b>GEV No.</b>	601420 <sup>1</sup>	<b>Ref. No.</b>	23121 23121F
<b>description</b>	fan motor 45W 230V 50Hz L1 53mm L2 18mm L3 120mm W 103mm cable length 500mm 1300rpm ELCO 3FBT 50-40/15 3 mounting options bearing slide bearing		
<b>For models:</b>	C150, C150-CubeA, C300, C300-CubeA, CB1565, CB1565-CubeA, G250, G500, M350, M600, M800, VM350, VM500, VM900		

<sup>1</sup>incl. capacitor

## fans

### axial fans

#### import



1


<b>GEV No.</b>	601510 <sup>1</sup>	<b>Ref. No.</b>	C23856
<b>description</b>	axial fan L 119mm W 119mm H 38mm 230VAC 50/60Hz 22/21W bear- ing ball bearing connection male faston 6.3mm SUNON temp.-resist. 70°C		

<sup>1</sup>with ball bearings

#### accessories


#### fan wheels

#### aluminium



1

<b>GEV No.</b>	601385	<b>Ref. No.</b>	20095
<b>description</b>	fan wheel sucking ø 172mm fan wheel mounting 25.4mm blade angle 34° W 42mm aluminium		
<b>For models:</b>	CB184, FB802, GB902, GB903, IC18, IC24, IC24A-CubeA, IC30, IC30A-CubeA, IF26, IF29, IF30, IF55, IMF28, IMF35, M350		



1

<b>GEV No.</b>	601282	<b>Ref. No.</b>	20096
<b>description</b>	fan wheel sucking ø 200mm fan wheel mounting 25.4mm blade angle 34° W 44mm aluminium		
<b>For models:</b>	CB640, FB802, GB1540, GB1555, GB902, GB903, IC30, IF55, IF75, IMF58, TB852		





<b>GEV No.</b>	601414	<b>Ref. No.</b>	20031
<b>description</b>	fan wheel sucking ø 254mm fan wheel mounting 25.4mm blade angle 13° W 46mm aluminium		
<b>For models:</b>	C150, C150-CubeA, C300, C300-CubeA, C80, C80-CubeA, CB1265, CB1265-CubeA, CB640, CB640-CubeA, CB840, CB955, CB955-CubeA, F230, G150, GB1540, GB1555, IF75, IMF80, TB1405, VB250, VM350		

<b>GEV No.</b>	601415	<b>Ref. No.</b>	20153
<b>description</b>	fan wheel sucking ø 275mm fan wheel mounting 25.4mm blade angle 31° W 62mm aluminium		
<b>For models:</b>	C150, C150-CubeA, C300, C300-CubeA, CB1565, CB1565-CubeA, M350, M600, VM500		

<b>GEV No.</b>	601410	<b>Ref. No.</b>	20407
<b>description</b>	fan wheel sucking ø 300mm fan wheel mounting 25.4mm blade angle 28° W 45mm aluminium		
<b>For models:</b>	C150, C150-CubeA, CB1565, CB1565-CubeA, G250, G500, M350, M800, VM350, VM500, VM900		

plastic

<b>GEV No.</b>	601412	<b>Ref. No.</b>	10213
<b>description</b>	fan wheel sucking ø 154mm fan wheel mounting 25.4mm blade angle 28° W 34mm plastic		
<b>For models:</b>	C150, C150-CubeA, C300, C300-CubeA, C80, C80-CubeA, CB1265, CB1265-CubeA, CB1565, CB1565-CubeA, CB184, CB246, CB246-CubeA, CB249, CB316, CB316-CubeA, CB416, CB425, CB425-CubeA, CB640, CB640-CubeA, CB840, CB955, CB955-CubeA, DSS42, DSS42-CubeD, F230, FB802, G150, G250, G500, GB1540, GB1555, GB902, GB903, IC30, IC30A-CubeA, IceWater45, IF26, IF29, IF30, IF55, IF75, TB1405, TB852		

cooling motors (complete)

<b>GEV No.</b>	601421	<b>Ref. No.</b>	23037
<b>description</b>	fan 230V 10W fan wheel ø 154mm blade angle 28°		
<b>For models:</b>	IC30, IC30A-CubeA		

cold air circulating fans (complete)

ebm-papst

A4E series

<b>GEV No.</b>	601422	<b>Ref. No.</b>	23468	
<b>description</b>	fan A4E350-AA06-01 fan wheel ø 350mm blades 5 230V 50Hz 140W 1390rpm cable length 450mm ebm-papst sucking			
<b>For models:</b>	G1000, M1500, M800, VM1700			
<b>accessories for</b>	601422			
	<b>GEV No.</b>	365172	<b>Ref. No.</b>	—
	capacitor capacity 5µF 425V tolerance 5% 50/60Hz ambient temperature max.°C ø 30mm L 55mm M8 plastic connection cable 500mm 416.17.83 protection			



# motors

## gear motors

for ice-cube maker

for paddles



1			
<b>GEV No.</b>	501589	<b>Ref. No.</b>	23802
<b>description</b>	gear motor Guaitani type PN40112 220V 50Hz shaft ø 4x3.7mm shaft L 12.6mm for ice maker motor type UDS40NE1RMZ165 cable length 300mm		
<b>For models:</b>	IMF28, IMF35, IMF58		



1			
<b>GEV No.</b>	501560	<b>Ref. No.</b>	23801
<b>description</b>	gear motor SAIA type UDR1ND5D08AAN8EZ68 230V voltage AC 50/60Hz 8.0rpm shaft ø 4x3mm		
<b>For models:</b>	IMF80		

## miscellaneous



1			
<b>GEV No.</b>	500676	<b>Ref. No.</b>	23571
<b>description</b>	gear motor		
<b>For models:</b>	G1000, G250, G500		



1			
<b>GEV No.</b>	500678	<b>Ref. No.</b>	C23363
<b>description</b>	gear motor		
<b>For models:</b>	M350, M350-Split		



1			
<b>GEV No.</b>	500679	<b>Ref. No.</b>	C23412
<b>description</b>	gear motor		
<b>For models:</b>	M1500, M1500-Split, M350, M350-Split, M600, M800, M800-Split		



1			
<b>GEV No.</b>	500675	<b>Ref. No.</b>	23532 R231030
<b>description</b>	gear motor 220/240V 50Hz for flake ice maker		
<b>For models:</b>	G150, G250, GB1540, GB1555, GB902, GB903, TB1405, TB852		




1			
<b>GEV No.</b>	500677	<b>Ref. No.</b>	23638
<b>description</b>	gear motor FIR 220-240V 50/60Hz 1350/1650rpm for flake ice maker 300W		
<b>For models:</b>	G1000, G1000-Split, G250, G500, G500-Split		



1			
<b>GEV No.</b>	500914	<b>Ref. No.</b>	23310
<b>description</b>	gear motor KENTA type K9117403 100W 230V 20rpm shaft ø 12mm L 155mm W 60mm H 85mm		
<b>For models:</b>	DSS42, DSS42-CubeD		

pumps

pumps for ice machines




1

<b>GEV No.</b>	601413	<b>Ref. No.</b>	10014
<b>description</b>	fixing plate suitable for fanwheel ED ø 32mm shaft ø 7 mounting distance 26mm		
<b>For models:</b>	C150, C150-CubeA, C300, C300-CubeA, C80, C80-CubeA, CB1265, CB1265-CubeA, CB1565, CB1565-CubeA, CB246, CB246-CubeA, CB249, CB316, CB316-CubeA, CB416, CB425, CB425-CubeA, CB640, CB640-CubeA, CB840, CB955, CB955-CubeA, DSS42, DSS42-CubeD, IceWater45		






1

<b>GEV No.</b>	530639	<b>Ref. No.</b>	10066
<b>description</b>	impellor suitable for REBO ø 42mm ID ø 6x7mm H 17mm		
<b>For models:</b>	CB134, CB184, FreshMaker, IC18, IC24, IC30, M1500, M1500-Split, M2000, M2000-Split, VM500, VM900		






1

<b>GEV No.</b>	500590	<b>Ref. No.</b>	23377 C23377
<b>description</b>	pump FIR type 4240.2300 120W 230V 50/60Hz inlet ø 22mm outlet ø 22mm L 240mm rotation direction right for ice-cube maker capacitor 5µF		
<b>For models:</b>	C80, CB246, CB249, CB316, CB416, CB425, CB640, CB840, CB955, DSS42, IceWater45		
<b>spare parts for</b>	500590		
	<b>GEV No.</b>	601412	<b>Ref. No.</b> 10213
	fan wheel sucking ø 154mm fan wheel mounting 25.4mm blade angle 28° W 34mm plastic		
	<b>GEV No.</b>	601413	<b>Ref. No.</b> 10014
	fixing plate suitable for fanwheel ED ø 32mm shaft ø 7 mounting distance 26mm		




1

<b>GEV No.</b>	500591	<b>Ref. No.</b>	C23691
<b>description</b>	pump FIR type 4240.2301 120W 230V 50/60Hz inlet ø 22mm outlet ø 22mm L 260mm rotation direction right capacitor 5µF		
<b>spare parts for</b>	500591		
	<b>GEV No.</b>	601412	<b>Ref. No.</b> 10213
	fan wheel sucking ø 154mm fan wheel mounting 25.4mm blade angle 28° W 34mm plastic		
	<b>GEV No.</b>	601413	<b>Ref. No.</b> 10014
	fixing plate suitable for fanwheel ED ø 32mm shaft ø 7 mounting distance 26mm		





1

<b>GEV No.</b>	500660	<b>Ref. No.</b>	C23462
<b>description</b>	pump FIR type 4240A.2300 120W 230V 50/60Hz inlet ø 22mm outlet ø 22mm L 230mm rotation direction right for ice-cube maker capacitor 5µF		
<b>For models:</b>	C150		



1

<b>GEV No.</b>	499233	<b>Ref. No.</b>	C23858
<b>description</b>	pump REBO 45W 220/240V 50Hz inlet ø 19mm outlet ø 17mm L 110mm rotation direction left for ice-cube maker		
<b>For models:</b>	CB134, CB184, FreshMaker, IC18		
<b>spare parts for</b>	499233		
	<b>GEV No.</b>	530639	<b>Ref. No.</b> 10066
	impellor suitable for REBO ø 42mm ID ø 6x7mm H 17mm		




1

<b>GEV No.</b>	501594	<b>Ref. No.</b>	23818 new version K231218
<b>description</b>	pump REBO type 63/35 120W 220/240V 50/60Hz inlet ø 20mm outlet ø 15mm L 250mm for ice-cube maker capacitor 3µF with temperature protection		







1

<b>GEV No.</b>	500165	<b>Ref. No.</b>	23002 C23002
<b>description</b>	pump REBO type 63/35 120W 230V 50/60Hz inlet ø 28mm outlet ø 26mm L 180mm rotation direction right for ice-cube maker capacitor 5µF		
<b>For models:</b>	C80, C80-CubeA, CB246, CB246-CubeA, CB249, CB316, CB316-CubeA, CB416, CB425, CB425-CubeA, CB640, CB640-CubeA, CB840, CB955, CB955-CubeA, DSS42, DSS42-CubeD, IceWater45		
<b>spare parts for</b>	500165		
	GEV No.	365017	Ref. No. —
	operating capacitor capacity 5µF 450V tolerance 5% 50/60Hz ambient temperature max. -25 to +85°C ø 28mm L 54mm M8 plastic connection male faston 6.3mm 16.10.08 protection		
	GEV No.	601412	Ref. No. 10213
	fan wheel sucking ø 154mm fan wheel mounting 25.4mm blade angle 28° W 34mm plastic		
	GEV No.	601413	Ref. No. 10014
	fixing plate suitable for fanwheel ED ø 32mm shaft ø 7 mounting distance 26mm		






1

<b>GEV No.</b>	500166	<b>Ref. No.</b>	C23068
<b>description</b>	pump REBO type 63/45 150W 230V 50/60Hz inlet ø 28mm outlet ø 26mm L 200mm rotation direction right capacitor 5µF		
<b>For models:</b>	C150		
<b>spare parts for</b>	500166		
	GEV No.	365017	Ref. No. —
	operating capacitor capacity 5µF 450V tolerance 5% 50/60Hz ambient temperature max. -25 to +85°C ø 28mm L 54mm M8 plastic connection male faston 6.3mm 16.10.08 protection		
	GEV No.	601412	Ref. No. 10213
	fan wheel sucking ø 154mm fan wheel mounting 25.4mm blade angle 28° W 34mm plastic		
	GEV No.	601413	Ref. No. 10014
	fixing plate suitable for fanwheel ED ø 32mm shaft ø 7 mounting distance 26mm		




1

<b>GEV No.</b>	499232	<b>Ref. No.</b>	C26557
<b>description</b>	pump REBO type NR40 55W 220/240V 50Hz inlet ø 19mm outlet ø 18mm L 110mm rotation direction left for ice-cube maker with filter		
<b>For models:</b>	M350, M350-Split, M800, M800-Split		
<b>spare parts for</b>	499232		
	GEV No.	500970	Ref. No. 23073
	pump motor 55W 230V 50Hz REBO L 205mm type outlet ømm suitable for for ice maker		
	GEV No.	695531	Ref. No. 10139
	supply filter thread 1" total length 100mm plastic with metal filter ø 18mm		
	GEV No.	695539	Ref. No. 10188 C10188
	intake valve with float		





1

<b>GEV No.</b>	500164	<b>Ref. No.</b>	C23254
<b>description</b>	pump REBO type NR40 55W 220/240V 50Hz outlet ø 17mm L 113mm rotation direction left for ice-cube maker outlet upper		
<b>For models:</b>	IC24, IC24A-CubeA, IC30, IC30A-CubeA		




1

<b>GEV No.</b>	500161	<b>Ref. No.</b>	C23056 C23076
<b>description</b>	pump REBO type NR40 55W 230V 50Hz outlet ø 17mm L 110mm rotation direction left for ice-cube maker		
<b>For models:</b>	CB134, CB184, FreshMaker, IC18		
<b>spare parts for</b>	500161		
	GEV No.	500970	Ref. No. 23073
	pump motor 55W 230V 50Hz REBO L 205mm type outlet ømm suitable for for ice maker		


1

<b>GEV No.</b>	500592	<b>Ref. No.</b>	C23566
<b>description</b>	pump REBO type NR40 55W 230V 50Hz outlet ø 17mm L 110mm rotation direction left for ice-cube maker		
<b>For models:</b>	VB250		





1

<b>GEV No.</b>	500593	<b>Ref. No.</b>	C23607 C23624
<b>description</b>	pump REBO type NR40 55W 230V 50Hz outlet ø 17mm L 110mm rotation direction left for ice-cube maker		
<b>For models:</b>	VM350, VM500		




1

<b>GEV No.</b>	501534	<b>Ref. No.</b>	C23608
<b>description</b>	pump REBO type NR50 60W 220/240V 50Hz outlet ø 12mm L 110mm rotation direction left		
<b>spare parts for</b>	501534		
	<b>GEV No.</b>	<b>Ref. No.</b>	530639 10066
	impellor suitable for REBO ø 42mm ID ø 6x7mm H 17mm		



1

<b>GEV No.</b>	500596	<b>Ref. No.</b>	C23626
<b>description</b>	pump REBO type NR50 60W 230V 50Hz outlet ø 17mm L 110mm rotation direction left for ice-cube maker		
<b>For models:</b>	VM900		




1

<b>GEV No.</b>	501408	<b>Ref. No.</b>	23818 old version
<b>description</b>	pump REBO type PV35 110W 220/240V 50Hz inlet ø 20mm outlet ø 26mm L 205mm for ice-cube maker capacitor 2µF with temperature protection		
<b>For models:</b>	VM1700		



1

<b>GEV No.</b>	500970	<b>Ref. No.</b>	23073
<b>description</b>	pump motor 55W 230V 50Hz REBO L 205mm type outlet ømm suitable for for ice maker		
<b>For models:</b>	CB134, CB184, FreshMaker, IC18, IC24, IC30, M1500, M1500-Split, M350, M350-Split, M600, M600-Split, M800, M800-Split, VB250, VM350, VM500, VM900		




1

<b>GEV No.</b>	499117	<b>Ref. No.</b>	23600 N23600
<b>description</b>	pump motor 60W 220/240V 50Hz connection male faston 6.3mm REBO L 81mm W 63mm H 210mm shaft ø 6/7mm shaft length 104mm type outlet ømm		
<b>For models:</b>	M1500, M1500-Split, M2000, M2000-Split, SL260, VM900		

## condensators & interference sup- pression filters

### filters

#### RC circuits



1

<b>GEV No.</b>	365211	<b>Ref. No.</b>	C23457
<b>description</b>	interference suppression filter type XRY RC MKPX2 275V connection plug		
<b>For models:</b>	C80, CB1265, CB184, CB246, CB249, CB316, CB416, CB425, CB640, CB840, CB955, D5542, G1000, G1000-Split, G150, G250, G500, G500-Split, GB1540, GB1555, GB902, GB903, IceWater45, IF26, IF29, IF30, IF55, IF75, IMF28, IMF35, IMF58, IMF80, TB1405, TB852, VB250, VM350		

## equipment-specific units

## for potato peelers

## lids



1

<b>GEV No.</b>	696727	<b>Ref. No.</b>	18116
<b>description</b>	lid ø 310mm ID ø 275mm H 60mm mounting distance 90mm plastic		
<b>For models:</b>	GB1540, GB1555, GB902		

## for ice-cube maker

## drain systems

## drain fittings



1

<b>GEV No.</b>	695620	<b>Ref. No.</b>	10472
<b>description</b>	drain fitting straight connection 24mm for ice maker		
<b>For models:</b>	C150, C80, CB1265, CB134, CB1565, CB184, CB246, CB249, CB316, CB416, CB425, CB640, CB840, CB955, DSS42, FreshMaker, GB1540, GB1555, GB902, GB903, IC18, IC24, IC30, IceWater45, IF26, IF29, IF30, IF55, IF75, IMF28, IMF35, IMF58, IMF80, TB1405, TB852, VB250, VM1700		




1

<b>GEV No.</b>	695039	<b>Ref. No.</b>	10471
<b>description</b>	drain fitting thread M30x2 L 40.7mm straight connection 17mm for ice-cube maker		
<b>For models:</b>	C300, CB1265, CB1565, CB640, CB840, CB955, ID70, ID70-Plus, VM350, VM500, VM900		

## overflow pipes



1

<b>GEV No.</b>	695622	<b>Ref. No.</b>	10305
<b>description</b>	lid for overflow pipe tube ø 34mm		
<b>For models:</b>	C150, C300, C80, CB1265, CB1565, CB246, CB249, CB316, CB416, CB425, CB640, CB840, CB955, DSS42, IC24, IC30, IceWater45, VB250, VM1700, VM900		
<b>accessories for</b>	695086		
	<b>GEV No.</b>	695086	<b>Ref. No.</b>
			10133 20233+10133
	overflow pipe tube ø 20.5mm pipe length 88.6mm		







1

<b>GEV No.</b>	695083	<b>Ref. No.</b>	13028
<b>description</b>	overflow pipe ID ø 22mm D1 ø 27mm D2 ø 19mm L 144mm		
<b>For models:</b>	CB134, CB184, FreshMaker, IC18, IceWater45		



1

<b>GEV No.</b>	695086	<b>Ref. No.</b>	10133 20233+10133
<b>description</b>	overflow pipe tube ø 20.5mm pipe length 88.6mm		
<b>For models:</b>	C150, C300, C80, CB1265, CB1565, CB246, CB249, CB316, CB416, CB425, CB640, CB840, CB955, DSS42, IC24, IC30, IceWater45, VB250, VM350, VM500		
<b>accessories for</b>	695086		
	<b>GEV No.</b>	532517	<b>Ref. No.</b>
			20233
	O-ring silicone thickness 1.78mm ID ø 17.17mm Qty 1 pcs		
	<b>GEV No.</b>	695059	<b>Ref. No.</b>
			10007
	hose connector for ice-cube maker		
	<b>GEV No.</b>	695537	<b>Ref. No.</b>
			13006
	gasket silicone ED ø 40mm ID ø 30mm thickness 2mm Qty 1 pcs		
	<b>GEV No.</b>	695622	<b>Ref. No.</b>
			10305
	lid for overflow pipe tube ø 34mm		

## ice breakers



1

<b>GEV No.</b>	750216	<b>Ref. No.</b>	20440
<b>description</b>	ice breaker		
<b>For models:</b>	GB1540, GB1555, GB902		




1

<b>GEV No.</b>	698899	<b>Ref. No.</b>	20626
<b>description</b>	ice breaker H 65mm ID ø 22mm ED ø 69mm hole ø 6mm seat ø 42mm		
<b>For models:</b>	G150, GB1540, GB1555, GB902, GB903		




ice chutes

slide grates



1

<b>GEV No.</b>	694281	<b>Ref. No.</b>	D12001
<b>description</b>	slide grate for ice-cube maker L 325mm W 210mm		
<b>For models:</b>	CB246, CB246-CubeA, CB249, IC24, IC24A-CubeA		



1

<b>GEV No.</b>	692769	<b>Ref. No.</b>	D12008
<b>description</b>	slide grate for ice-cube type A L 435mm W 207mm H 26mm		
<b>For models:</b>	CB316, CB316-CubeA, CB416, CB425, CB425-CubeA, IC30, IC30A-CubeA, IceWater45		


spare parts and accessories



1

<b>GEV No.</b>	699154	<b>Ref. No.</b>	20808 N20808
<b>description</b>	bush D1 ø 14mm ID ø 5/10mm H 7mm		
<b>For models:</b>	IFT65, IMF28, IMF35, IMF58, IMF80		

filters



1

<b>GEV No.</b>	694878	<b>Ref. No.</b>	18106
<b>description</b>	filter L 230mm W 190mm thickness 1mm		
<b>For models:</b>	CB1265, CB1265-CubeA, CB246, CB246-CubeA, CB249, CB316, CB316-CubeA, CB416, CB425, CB425-CubeA, CB640, CB640-CubeA, CB840, CB955, CB955-CubeA, FB802, GB1540, GB1555, GB902, GB903, IC18, IC24, IC30, IceWater45, IF26, IF29, IF30, IF55, IF75, IMF28, IMF35, IMF58, IMF80, TB1405, TB852, VB250		

reducing rings



1

<b>GEV No.</b>	699157	<b>Ref. No.</b>	20785
<b>description</b>	reduction ring ED ø 54mm int. ø 142mm int. ø 234mm H 30mm		
<b>For models:</b>	G150, GB1540, GB1555, GB902, GB903, TB1405, TB852		

spray systems

BREMA

spray arms



1

<b>GEV No.</b>	695593	<b>Ref. No.</b>	C20585
<b>description</b>	spray arm		
<b>For models:</b>	VM350		



1

<b>GEV No.</b>	695481	<b>Ref. No.</b>	C20147
<b>description</b>	spray arm L 202mm nozzles 5 for ice-cube type D		
<b>For models:</b>	CB134, CB184, FreshMaker, IC18		




1

<b>GEV No.</b>	695484	<b>Ref. No.</b>	C20530
<b>description</b>	spray arm L 330mm nozzles 5 for ice-cube type C		
<b>For models:</b>	CB246, CB249		




1			
<b>GEV No.</b>	695483	<b>Ref. No.</b>	C20028
<b>description</b>	spray arm L 330mm nozzles 6 for ice-cube type A		
<b>For models:</b>	CB246, CB246-CubeA, CB249		




1			
<b>GEV No.</b>	695498	<b>Ref. No.</b>	C20572
<b>description</b>	spray arm L 330mm nozzles 6 for ice-cube type M		
<b>For models:</b>	IC24		



1			
<b>GEV No.</b>	695482	<b>Ref. No.</b>	C20289
<b>description</b>	spray arm L 330mm nozzles 8 for ice-cube type D		
<b>For models:</b>	CB246, CB249		




1			
<b>GEV No.</b>	695497	<b>Ref. No.</b>	C20570
<b>description</b>	spray arm L 330mm nozzles 8 for ice-cube type S		
<b>For models:</b>	IC24		



1			
<b>GEV No.</b>	695503	<b>Ref. No.</b>	C20653
<b>description</b>	spray arm L 380mm nozzles 5 for ice-cube type A		
<b>For models:</b>	VM350		




1			
<b>GEV No.</b>	695485	<b>Ref. No.</b>	C20189
<b>description</b>	spray arm L 440mm nozzles 11 for ice-cube type D		
<b>For models:</b>	CB316, CB416, CB425, DSS42, DSS42-CubeD, IceWater45		




1			
<b>GEV No.</b>	695499	<b>Ref. No.</b>	C20571
<b>description</b>	spray arm L 440mm nozzles 11 for ice-cube type S		
<b>For models:</b>	IC30		





1			
<b>GEV No.</b>	695487	<b>Ref. No.</b>	C20155
<b>description</b>	spray arm L 440mm nozzles 7 for ice-cube type C		
<b>For models:</b>	CB316, CB416, CB425, IceWater45		



1			
<b>GEV No.</b>	695501	<b>Ref. No.</b>	C20582
<b>description</b>	spray arm L 440mm nozzles 7 for ice-cube type G		
<b>For models:</b>	IC30		



1			
<b>GEV No.</b>	695486	<b>Ref. No.</b>	C20029
<b>description</b>	spray arm L 440mm nozzles 9 for ice-cube type A		
<b>For models:</b>	CB316, CB316-CubeA, CB416, CB425, CB425-CubeA, IceWater45		
<b>spare parts for</b>	695486		
	<b>GEV No.</b>	695069	<b>Ref. No.</b> D20002
	spray nozzle for ice maker		



1			
<b>GEV No.</b>	695500	<b>Ref. No.</b>	C20573
<b>description</b>	spray arm L 440mm nozzles 9 for ice-cube type M		
<b>For models:</b>	IC30		



1			
<b>GEV No.</b>	695504	<b>Ref. No.</b>	C20617
<b>description</b>	spray arm L 550mm nozzles 12 for ice-cube type A		
<b>For models:</b>	VM1700, VM900		











1			
<b>GEV No.</b>	695502	<b>Ref. No.</b>	C20465
<b>description</b>	spray arm L 550mm nozzles 7 for ice-cube type A		
<b>For models:</b>	VB250, VM500		




1			
<b>GEV No.</b>	695490	<b>Ref. No.</b>	C20156
<b>description</b>	spray arm L 670mm nozzles 11 for ice-cube type C		
<b>For models:</b>	CB640, CB840, CB955		







			
1			
<b>GEV No.</b>	695489	<b>Ref. No.</b>	C20058
<b>description</b>	spray arm L 670mm nozzles 15 for ice-cube type A		
<b>For models:</b>	CB640, CB640-CubeA, CB840, CB955, CB955-CubeA		
			
1			
<b>GEV No.</b>	695488	<b>Ref. No.</b>	C20190
<b>description</b>	spray arm L 670mm nozzles 18 for ice-cube type D		
<b>For models:</b>	CB640, CB840, CB955		
			
1			
<b>GEV No.</b>	695493	<b>Ref. No.</b>	C20157
<b>description</b>	spray arm L 718mm nozzles 14 for ice-cube type C/E		
<b>For models:</b>	C150, C300, CB1265, CB1565		
			
1			
<b>GEV No.</b>	695492	<b>Ref. No.</b>	C20144
<b>description</b>	spray arm L 718mm nozzles 18 for ice-cube type A with caps		
<b>For models:</b>	C150, C150-CubeA, C300, C300-CubeA, CB1265, CB1265-CubeA, CB1565, CB1565-CubeA		
			
1			
<b>GEV No.</b>	695491	<b>Ref. No.</b>	C20200
<b>description</b>	spray arm L 718mm nozzles 20 for ice-cube type D		
<b>For models:</b>	C150, C300, CB1265, CB1565		
			
1			
<b>GEV No.</b>	695496	<b>Ref. No.</b>	C20460
<b>description</b>	spray arm L 785mm nozzles 14 for ice-cube type C		
<b>For models:</b>	C80		
			
1			
<b>GEV No.</b>	695495	<b>Ref. No.</b>	C20459
<b>description</b>	spray arm L 785mm nozzles 18 for ice-cube type A		
<b>For models:</b>	C80, C80-CubeA		
			
1			
<b>GEV No.</b>	695494	<b>Ref. No.</b>	C20461
<b>description</b>	spray arm L 785mm nozzles 21 for ice-cube type D		
<b>For models:</b>	C80		

## accessories


			
1			
<b>GEV No.</b>	695518	<b>Ref. No.</b>	10012
<b>description</b>	end cap for ice maker insertion size 16x16mm		
<b>For models:</b>	C150, C150-CubeA, C300, C300-CubeA, C80, C80-CubeA, CB1265, CB1265-CubeA, CB134, CB1565, CB1565-CubeA, CB184, CB246, CB246-CubeA, CB249, CB316, CB316-CubeA, CB416, CB425, CB425-CubeA, CB640, CB640-CubeA, CB840, CB955, CB955-CubeA, DSS42, DSS42-CubeD, FreshMaker, IC18, IC24, IC24A-CubeA, IC30, IC30A-CubeA, IceWater45, VB250, VM1700, VM350, VM500, VM900		

			
1			
<b>GEV No.</b>	695069	<b>Ref. No.</b>	D20002
<b>description</b>	spray nozzle for ice maker		
<b>For models:</b>	C150, C150-CubeA, C300, C300-CubeA, C80, C80-CubeA, CB1265, CB1265-CubeA, CB134, CB1565, CB1565-CubeA, CB184, CB246, CB246-CubeA, CB249, CB316, CB316-CubeA, CB416, CB425, CB425-CubeA, CB640, CB640-CubeA, CB840, CB955, CB955-CubeA, DSS42, DSS42-CubeD, FreshMaker, IC18, IC24, IC24A-CubeA, IC30, IC30A-CubeA, IceWater45, VB250, VM350, VM500		

## doors

			
1			
<b>GEV No.</b>	694880	<b>Ref. No.</b>	10269
<b>description</b>	door bolt ED ø 8mm ID ø 3mm L 51.5mm		
<b>For models:</b>	CB1265, CB1565, CB246, CB249, CB316, CB416, CB425, CB640, CB840, CB955, GB1540, GB1555, GB902, IC30		

## doors

			
1			
<b>GEV No.</b>	695510	<b>Ref. No.</b>	10103
<b>description</b>	door for ice-cube maker W 293mm H 182mm thickness 24mm		
<b>For models:</b>	CB134, CB184		



1

<b>GEV No.</b>	695511	<b>Ref. No.</b>	10277
<b>description</b>	door for ice-cube maker W 293mm H 182mm thickness 25mm		
<b>For models:</b>	CB184, FreshMaker		




1

<b>GEV No.</b>	695512	<b>Ref. No.</b>	10081
<b>description</b>	door for ice-cube maker W 293mm H 182mm thickness 25mm		
<b>For models:</b>	CB184, IC18		



1

<b>GEV No.</b>	695513	<b>Ref. No.</b>	C10303
<b>description</b>	door for ice-cube maker W 337mm H 207mm thickness 22mm		
<b>For models:</b>	CB246, CB246-CubeA, CB249, IC24, IC24A-CubeA, IF26, IF29, IMF28		



1

<b>GEV No.</b>	695516	<b>Ref. No.</b>	C22347
<b>description</b>	door for ice-cube maker W 445mm H 235mm thickness 22mm		
<b>For models:</b>	DSS42-CubeD		



1

<b>GEV No.</b>	695514	<b>Ref. No.</b>	C10297
<b>description</b>	door for ice-cube maker W 447mm H 217mm thickness 22mm		
<b>For models:</b>	CB316, CB316-CubeA, CB416, CB425, CB425-CubeA, GB902, GB903, IC30, IC30A-CubeA, IceWater45, IF30, IF55, IMF35, IMF58, TB852		



1

<b>GEV No.</b>	695515	<b>Ref. No.</b>	C10275
<b>description</b>	door for ice-cube maker W 675mm H 307mm thickness 28mm		
<b>For models:</b>	CB1265, CB1265-CubeA, CB1565, CB1565-CubeA, CB640, CB640-CubeA, CB840, CB955, CB955-CubeA, GB1540, GB1555, IF75, IMF80, TB1405, VB250		

## curtains

## with holder



1

<b>GEV No.</b>	695356	<b>Ref. No.</b>	C22106
<b>description</b>	curtain for ice maker W 275mm H 140mm with holder shaft length 275mm shaft $\varnothing$ 7.5mm		
<b>For models:</b>	CB134, CB184, FreshMaker, IC18		



1

<b>GEV No.</b>	695506	<b>Ref. No.</b>	C22034 K10533
<b>description</b>	curtain for ice maker W 328mm H 150mm with holder shaft length 325mm shaft $\varnothing$ 7.5mm		
<b>For models:</b>	CB246, CB246-CubeA, CB249, IC24, IC24A-CubeA		





			
1			
<b>GEV No.</b>	695507	<b>Ref. No.</b>	C22035
<b>description</b>	curtain for ice maker W 433mm H 165mm with holder shaft length 438mm shaft ø 7.5mm		
<b>For models:</b>	CB316, CB316-CubeA, CB416, CB425, CB425-CubeA, DSS42, DSS42-CubeD, IC30, IC30A-CubeA, IceWater45		


			
1			
<b>GEV No.</b>	696595	<b>Ref. No.</b>	K10534
<b>description</b>	curtain for ice maker W 433mm H 165mm with holder shaft length 438mm shaft ø 7.5mm		


			
1			
<b>GEV No.</b>	695508	<b>Ref. No.</b>	C22059
<b>description</b>	curtain for ice maker W 660mm H 165mm with holder shaft length 665mm shaft ø 7.5mm		
<b>For models:</b>	CB640, CB640-CubeA, CB840, CB955, CB955-CubeA		

			
1			
<b>GEV No.</b>	695509	<b>Ref. No.</b>	C22134
<b>description</b>	curtain for ice maker W 720mm H 190mm with holder shaft length 715mm shaft ø 7.5mm		
<b>For models:</b>	C150, C150-CubeA, C300, C300-CubeA, CB1265, CB1265-CubeA, CB1565, CB1565-CubeA		

			
1			
<b>GEV No.</b>	696594	<b>Ref. No.</b>	K10532
<b>description</b>	curtain for ice-cube maker W 273mm H 160mm shaft length 280mm shaft ø 7.6mm holder length 316mm		


<b>without holder</b>			
			
1			
<b>GEV No.</b>	695619	<b>Ref. No.</b>	C10532
<b>description</b>	curtain for ice maker W 275mm H 80mm shaft length 280mm shaft ø 7.5mm		
<b>For models:</b>	CB134, CB184, FreshMaker, IC18		

			
1			
<b>GEV No.</b>	695116	<b>Ref. No.</b>	C10533
<b>description</b>	curtain for ice-cube maker W 320mm H 80mm shaft length 325mm shaft ø 7.5mm		
<b>For models:</b>	CB246, CB249, IC24		

			
1			
<b>GEV No.</b>	695117	<b>Ref. No.</b>	C10534
<b>description</b>	curtain for ice-cube maker W 430mm H 80mm shaft length 440mm shaft ø 7.5mm complete with rod		
<b>For models:</b>	CB316, CB416, CB425, DSS42, IC30, IceWater45		

## accessories

### holders

			
1			
<b>GEV No.</b>	696754	<b>Ref. No.</b>	10526
<b>description</b>	curtain holder for ice maker W 107mm H 35mm suitable for CB316-416-425		
<b>For models:</b>	CB316, CB416, CB425, DSS42, IC30, IceWater45		

### lamellas


			
1			
<b>GEV No.</b>	695082	<b>Ref. No.</b>	10005
<b>description</b>	lamella for curtain L 69mm W 23mm ID ø 8mm		
<b>For models:</b>	C150, C300, C80, CB1265, CB1565, CB184, CB246, CB249, CB316, CB416, CB425, CB640, CB840, CB955, DSS42, FreshMaker, IC18, IC24, IC24A-CubeA, IC30, IC30A-CubeA, IceWater45		

## pan mechanics


### sumps

			
1			
<b>GEV No.</b>	695573	<b>Ref. No.</b>	C22285
<b>description</b>	drain tray L 200mm W 120mm H 60mm		
<b>For models:</b>	IF26, IF29		

			
1			
<b>GEV No.</b>	695591	<b>Ref. No.</b>	C22356
<b>description</b>	drain tray L 290mm W 180mm H 75mm		
<b>For models:</b>	IF55		


			
1			
<b>GEV No.</b>	694439	<b>Ref. No.</b>	C10484
<b>description</b>	sump complete for ice-cube maker L 227mm W 175mm H 100mm		
<b>For models:</b>	IMF28		


			
1			
<b>GEV No.</b>	695517	<b>Ref. No.</b>	C22256
<b>description</b>	sump for ice maker L 290mm W 175mm H 75mm		
<b>For models:</b>	IF30		


			
1			
<b>GEV No.</b>	696739	<b>Ref. No.</b>	C10491 RC10491
<b>description</b>	sump for ice maker L 310mm W 205mm H 85mm		
<b>For models:</b>	IMF58		


			
1			
<b>GEV No.</b>	696753	<b>Ref. No.</b>	10355
<b>description</b>	sump for ice maker L 490mm W 250mm VM350 white		
<b>For models:</b>	VM350		


spare parts and accessories


			
1			
<b>GEV No.</b>	695376	<b>Ref. No.</b>	20227
<b>description</b>	adjusting ring for spindle H 7mm ID ø 6mm ED ø 12mm thread M4 stainless steel		
<b>For models:</b>	IF26, IF29, IF30, IF55, IF75, IMF28, IMF35, IMF58, IMF80		


			
1			
<b>GEV No.</b>	695542	<b>Ref. No.</b>	20230
<b>description</b>	bush for spindle ID ø 6mm		
<b>For models:</b>	IF26, IF29, IF30, IF55, IF75, IMF28, IMF35, IMF58, IMF80		

			
1			
<b>GEV No.</b>	695543	<b>Ref. No.</b>	20231
<b>description</b>	bush for sump ED ø 14mm ID ø 12.2mm		
<b>For models:</b>	IF26, IF29, IF30, IF55, IF75, IMF28, IMF35, IMF58, IMF80		

			
1			
<b>GEV No.</b>	695574	<b>Ref. No.</b>	22359
<b>description</b>	lever for microswitch		
<b>For models:</b>	IF55, IF75		

			
1			
<b>GEV No.</b>	695011	<b>Ref. No.</b>	20258
<b>description</b>	paddle with spindle		
<b>For models:</b>	IF26, IF29		


			
1			
<b>GEV No.</b>	695013	<b>Ref. No.</b>	20389
<b>description</b>	paddle with spindle		
<b>For models:</b>	IF75		

			
1			
<b>GEV No.</b>	695012	<b>Ref. No.</b>	20221
<b>description</b>	paddle with spindle ø 95mm shaft ø 6mm shaft length 350mm		
<b>For models:</b>	IF30, IF55		




suction system

intake filters

 <p>1</p>			
<b>GEV No.</b>	695532	<b>Ref. No.</b>	20005
<b>description</b>	round filters ø 28mm H 60mm		
<b>For models:</b>	C150, C150-CubeA, C300, C300-CubeA, C80, C80-CubeA, CB1265, CB1265-CubeA, CB1565, CB1565-CubeA, CB246, CB246-CubeA, CB249, CB316, CB316-CubeA, CB416, CB425, CB425-CubeA, CB640, CB640-CubeA, CB840, CB955, CB955-CubeA, DSS42, DSS42-CubeD, IC24, IC24A-CubeA, IC30, IC30A-CubeA, IceWater45		


drive technology



gear wheels

 <p>1</p>			
<b>GEV No.</b>	694546	<b>Ref. No.</b>	20494
<b>description</b>	coupling piece ø 70mm ID ø 30mm H 15mm		
<b>For models:</b>	G1000, G1000-Split, G250, G500, G500-Split		

gaskets

miscellaneous

 <p>1</p>			
<b>GEV No.</b>	695534	<b>Ref. No.</b>	13143
<b>description</b>	gasket silicone ED ø 36mm ID ø 23.5mm thickness 3mm Qty 1 pcs		
<b>For models:</b>	C150, C300, C80, CB1265, CB1565, CB246, CB249, CB316, CB416, CB425, CB640, CB840, CB955, DSS42, IceWater45		

 <p>1</p>			
<b>GEV No.</b>	695537	<b>Ref. No.</b>	13006
<b>description</b>	gasket silicone ED ø 40mm ID ø 30mm thickness 2mm Qty 1 pcs		
<b>For models:</b>	C150, C300, C80, CB1265, CB134, CB1565, CB184, CB246, CB249, CB316, CB416, CB425, CB640, CB840, CB955, DSS42, FreshMaker, GB1540, GB1555, GB902, GB903, IC18, IC24, IC30, IceWater45, ID70, ID70-Plus, IF26, IF29, IF30, IF55, IF75, IMF28, IMF35, IMF58, IMF80, M2000, M2000-Split, TB1405, TB852, VB250, VM1700, VM350, VM500, VM900		
<b>accessories for</b>	695537		
			
<b>GEV No.</b>	695059	<b>Ref. No.</b>	10007
<b>description</b>	hose connector for ice-cube maker		

housing and bezels

ventilation grilles

 <p>1</p>			
<b>GEV No.</b>	694877	<b>Ref. No.</b>	C10205
<b>description</b>	bezel for aspiration with filter L 260mm W 22mm H 252mm mounting pos. front		
<b>For models:</b>	CB1265, CB1265-CubeA, CB246, CB246-CubeA, CB249, CB316, CB316-CubeA, CB416, CB425, CB425-CubeA, CB640, CB640-CubeA, CB840, CB955, CB955-CubeA, FB802, GB1540, GB1555, GB902, GB903, IceWater45, IF26, IF29, IF30, IF55, IF75, IMF28, IMF35, IMF58, IMF80, TB1405, TB852, VB250		

flaps


 <p>1</p>			
<b>GEV No.</b>	696350	<b>Ref. No.</b>	C26544
<b>description</b>	flap W 79mm H 86mm thickness 26mm		
<b>For models:</b>	DSS42, DSS42-CubeD, FreshMaker, IceWater45		


mechanics for evaporators

screw conveyors

 <p>1</p>			
<b>GEV No.</b>	698194	<b>Ref. No.</b>	20439
<b>description</b>	auger		
<b>For models:</b>	GB1540, GB1555, GB902		

miscellaneous

 <p>1</p>			
<b>GEV No.</b>	750218	<b>Ref. No.</b>	18170
<b>description</b>	insulation ED ø 95mm for evaporator		
<b>For models:</b>	G150, GB1540, GB1555, GB902, GB903		

 <p>1</p>			
<b>GEV No.</b>	696550	<b>Ref. No.</b>	20633
<b>description</b>	mechanical shaft seal for evaporator ID ø 26mm		
<b>For models:</b>	G250, G500, GB1540, GB1555, GB902, GB903		



<b>GEV No.</b>	560513	<b>Ref. No.</b>	22826
<b>description</b>	plain washer ID ø 24mm ED ø 41.6mm thickness 2mm SS Qty 1 pcs		
<b>For models:</b>	G150, GB1540, GB1555, GB902, GB903		



<b>GEV No.</b>	560514	<b>Ref. No.</b>	20631
<b>description</b>	plain washer ID ø 24mm ED ø 42mm thickness 1.5mm SS Qty 1 pcs for evaporator with hole		
<b>For models:</b>	G150, GB1540, GB1555, GB902, GB903		

## hoses

## formed hoses

## straight

## with collar



<b>GEV No.</b>	530748	<b>Ref. No.</b>	13064
<b>description</b>	formed hose straight with collar for ice-cube maker ID ø 13mm ED ø 19mm L 105mm		
<b>For models:</b>	IF26		



<b>GEV No.</b>	530756	<b>Ref. No.</b>	13057
<b>description</b>	formed hose straight with collar for ice-cube maker ID ø 13mm ED ø 19mm L 270mm		
<b>For models:</b>	IF55, IF75		



<b>GEV No.</b>	530751	<b>Ref. No.</b>	13063
<b>description</b>	formed hose straight with collar for ice-cube maker ID ø 13mm ED ø 20mm L 185mm		
<b>For models:</b>	IF29		

## silicone hoses



<b>GEV No.</b>	530754	<b>Ref. No.</b>	13107
<b>description</b>	silicone hose ID ø 13mm ED ø 19mm L 0.13m t.max. 200°C for ice-cube maker		
<b>For models:</b>	CB1265, CB1565, CB316, CB316-CubeA, CB416, IC30, IF30, IMF58, IMF80		



<b>GEV No.</b>	530752	<b>Ref. No.</b>	13106
<b>description</b>	silicone hose ID ø 13mm ED ø 19mm L 0.15m t.max. 200°C for ice-cube maker		
<b>For models:</b>	CB249, IF29, IMF80, VB250		



<b>GEV No.</b>	530757	<b>Ref. No.</b>	13108
<b>description</b>	silicone hose ID ø 13mm ED ø 19mm L 0.24m t.max. 200°C for ice-cube maker		
<b>For models:</b>	CB425, CB425-CubeA, DSS42, DSS42-CubeD, IceWater45, IF55, IF75, VB250		



<b>GEV No.</b>	530758	<b>Ref. No.</b>	13109
<b>description</b>	silicone hose ID ø 13mm ED ø 19mm L 0.26m t.max. 200°C for ice-cube maker		
<b>For models:</b>	CB1265-CubeA, CB1565-CubeA, CB640, CB640-CubeA, CB840		



<b>GEV No.</b>	530759	<b>Ref. No.</b>	13110
<b>description</b>	silicone hose ID ø 13mm ED ø 19mm L 0.35m t.max. 200°C for ice-cube maker		
<b>For models:</b>	CB955, CB955-CubeA		



<b>GEV No.</b>	530749	<b>Ref. No.</b>	13105
<b>description</b>	silicone hose ID ø 13mm ED ø 19mm L 0.7m t.max. 200°C for ice-cube maker		
<b>For models:</b>	CB246, CB246-CubeA, IC24, IF26		



<b>GEV No.</b>	530731	<b>Ref. No.</b>	13056
<b>description</b>	silicone hose ID ø 16mm ED ø 23mm L 0.03m t.max. 200°C for ice-cube maker		
<b>For models:</b>	CB134, CB184, FreshMaker, IC18		



<b>GEV No.</b>	530737	<b>Ref. No.</b>	13137
<b>description</b>	silicone hose ID ø 16mm ED ø 23mm L 0.29m t.max. 200°C for ice-cube maker		
<b>For models:</b>	C150, CB249, CB316, CB416		





<b>GEV No.</b>	530738	<b>Ref. No.</b>	13139
<b>description</b>	silicone hose ID ø 16mm ED ø 23mm L 0.4m t.max. 200°C for ice-cube maker		
<b>For models:</b>	CB425, IceWater45		





<b>GEV No.</b>	530739	<b>Ref. No.</b>	13140
<b>description</b>	silicone hose ID ø 16mm ED ø 23mm L 0.5m t.max. 200°C for ice-cube maker		
<b>For models:</b>	CB640, CB840, DSS42		





			
1			
<b>GEV No.</b>	530740	<b>Ref. No.</b>	13141
<b>description</b>	silicone hose ID ø 16mm ED ø 23mm L 0.61m t.max. 200°C for ice-cube maker		
<b>For models:</b>	CB955		


			
1			
<b>GEV No.</b>	530764	<b>Ref. No.</b>	13138
<b>description</b>	silicone hose ID ø 18mm ED ø 27mm L 0.3m t.max. 200°C for ice-cube maker		
<b>For models:</b>	CB316, CB416, CB425		


			
1			
<b>GEV No.</b>	530734	<b>Ref. No.</b>	13113
<b>description</b>	silicone hose straight for ice-cube maker ID ø 16mm ED ø 23mm L 320mm		
<b>For models:</b>	VB250, VM350, VM500, VM900		


			
1			
<b>GEV No.</b>	530733	<b>Ref. No.</b>	13111
<b>description</b>	silicone hose straight for ice-cube maker ID ø 16mm ED ø 23mm L 500mm		
<b>For models:</b>	VB250, VM1700, VM350, VM500, VM900		


			
1			
<b>GEV No.</b>	530741	<b>Ref. No.</b>	13142
<b>description</b>	silicone hose straight for ice-cube maker ID ø 16mm ED ø 23mm L 645mm		
<b>For models:</b>	CB1265, CB1565		


			
1			
<b>GEV No.</b>	530735	<b>Ref. No.</b>	13134
<b>description</b>	silicone hose straight for ice-cube maker ID ø 16mm ED ø 23mm L 700mm		
<b>For models:</b>	VM1700, VM350, VM500, VM900		


			
1			
<b>GEV No.</b>	530736	<b>Ref. No.</b>	13136
<b>description</b>	silicone hose straight for ice-cube maker ID ø 18mm ED ø 25mm L 213mm		
<b>For models:</b>	C80, CB246		


form L			
			
1			
<b>GEV No.</b>	530750	<b>Ref. No.</b>	13061
<b>description</b>	formed hose L-shape for ice-cube maker ID ø 14/19mm ED ø 18/22mm L 240mm W 45mm		
<b>For models:</b>	CB249		


			
1			
<b>GEV No.</b>	530755	<b>Ref. No.</b>	13030
<b>description</b>	formed hose L-shape for ice-cube maker ID ø 15/19mm ED ø 20/23mm L 330mm W 70mm		
<b>For models:</b>	CB425, CB425-CubeA, DSS42, DSS42-CubeD, IceWater45		

			
1			
<b>GEV No.</b>	695107	<b>Ref. No.</b>	13005
<b>description</b>	formed hose L-shape for ice-cube maker ID ø 17mm ED ø 23.5mm L 70mm W 50mm		
<b>For models:</b>	C80, C80-CubeA, CB246, CB246-CubeA, CB249, CB316, CB316-CubeA, CB416, CB425, CB425-CubeA, CB640, CB640-CubeA, CB840, CB955, CB955-CubeA, DSS42, DSS42-CubeD, IceWater45, VM1700, VM350, VM500, VM900		

			
1			
<b>GEV No.</b>	530742	<b>Ref. No.</b>	13046
<b>description</b>	formed hose L-shape for ice-cube maker ID ø 18mm ED ø 25mm L 170mm W 80mm		
<b>For models:</b>	C300, C300-CubeA		

			
1			
<b>GEV No.</b>	530732	<b>Ref. No.</b>	13055
<b>description</b>	silicone hose L-shape for ice-cube maker ID ø 17mm ED ø 24mm L 120mm W 50mm		
<b>For models:</b>	CB134, CB184, FreshMaker, IC18		

form S			
			
1			
<b>GEV No.</b>	530761	<b>Ref. No.</b>	13150
<b>description</b>	formed hose S-shape for ice-cube maker ID ø 18mm ED ø 28mm L 95mm W 55mm		
<b>For models:</b>	C300		

			
1			
<b>GEV No.</b>	530760	<b>Ref. No.</b>	13067
<b>description</b>	formed hose S-shape for ice-cube maker ID ø 22mm ED ø 28mm L 315mm W 80mm		
<b>For models:</b>	C300, IC30, IC30A-CubeA		

## form U

## group 1



<b>GEV No.</b>	530747	<b>Ref. No.</b>	13058
<b>description</b>	formed hose U-shape for ice-cube maker ID ø 17/23mm ED ø 25/31mm L 610mm W 120mm		
<b>For models:</b>	CB955, CB955-CubeA		



<b>GEV No.</b>	530745	<b>Ref. No.</b>	13062
<b>description</b>	formed hose U-shape for ice-cube maker ID ø 17/25mm ED ø 25/31mm L 300mm W 90mm		
<b>For models:</b>	CB249		



<b>GEV No.</b>	695104	<b>Ref. No.</b>	13095
<b>description</b>	formed hose U-shape for ice-cube maker ID ø 17/25mm ED ø 25/32mm L 425mm W 125mm		
<b>For models:</b>	CB1265, CB1265-CubeA, CB1565, CB1565-CubeA		

## group 2



<b>GEV No.</b>	695099	<b>Ref. No.</b>	13021
<b>description</b>	formed hose U-shape for ice-cube maker ID ø 17/26mm ED ø 25/32mm L 460mm W 100mm		
<b>For models:</b>	CB425, CB425-CubeA, IceWater45		



<b>GEV No.</b>	695097	<b>Ref. No.</b>	13003
<b>description</b>	formed hose U-shape for ice-cube maker ID ø 18/26mm ED ø 25/31mm L 280mm W 75mm		
<b>For models:</b>	C80, C80-CubeA, CB246, CB246-CubeA		



<b>GEV No.</b>	695100	<b>Ref. No.</b>	13015
<b>description</b>	formed hose U-shape for ice-cube maker ID ø 18/26mm ED ø 25/32mm L 560mm W 90mm		
<b>For models:</b>	CB640, CB640-CubeA, CB840, DSS42, DSS42-CubeD		



<b>GEV No.</b>	530746	<b>Ref. No.</b>	13059
<b>description</b>	formed hose U-shape for ice-cube maker ID ø 18/27mm ED ø 25/32mm L 670mm W 90mm		
<b>For models:</b>	CB955, CB955-CubeA, VM1700		



<b>GEV No.</b>	695101	<b>Ref. No.</b>	13096
<b>description</b>	formed hose U-shape for ice-cube maker ID ø 18/27mm ED ø 25/32mm L 700mm W 100mm		
<b>For models:</b>	CB1265, CB1265-CubeA, CB1565, CB1565-CubeA		

## miscellaneous



<b>GEV No.</b>	530744	<b>Ref. No.</b>	13068
<b>description</b>	formed hose for ice-cube maker ID ø 15mm ED ø 23mm L 180mm W 95mm		
<b>For models:</b>	IC24, IC24A-CubeA, IC30, IC30A-CubeA		



<b>GEV No.</b>	695528	<b>Ref. No.</b>	C13036
<b>description</b>	hose set for spray arm		
<b>For models:</b>	C300, C300-CubeA, CB1265, CB1265-CubeA, CB1565, CB1565-CubeA		





<b>GEV No.</b>	695529	<b>Ref. No.</b>	C13037
<b>description</b>	hose set for spray arm		
<b>For models:</b>	C150, C150-CubeA		




			
1			
<b>GEV No.</b>	695530	<b>Ref. No.</b>	C13101
<b>description</b>	hose set for spray arm		
<b>For models:</b>	C80, C80-CubeA		


**hose connectors**


**with thread**


			
1			
<b>GEV No.</b>	695059	<b>Ref. No.</b>	10007
<b>description</b>	hose connector for ice-cube maker		
<b>For models:</b>	C150, C150-CubeA, C300, C300-CubeA, C80, C80-CubeA, CB1265, CB1265-CubeA, CB1565, CB1565-CubeA, CB184, CB246, CB246-CubeA, CB249, CB316, CB316-CubeA, CB416, CB425, CB425-CubeA, CB640, CB640-CubeA, CB840, CB955, CB955-CubeA, DSS42, DSS42-CubeD, FB802, FreshMaker, GB1540, GB1555, GB902, IC18, IC24, IC24A-CubeA, IC30, IC30A-CubeA, IceWater45, IF26, IF29, IF30, IF55, IF75, VB250		
<b>accessories for</b>	695059		
			
<b>GEV No.</b>	695537	<b>Ref. No.</b>	13006
<b>description</b>	gasket silicone ED ø 40mm ID ø 30mm thickness 2mm Qty 1 pcs		


**without thread**


			
1			
<b>GEV No.</b>	695540	<b>Ref. No.</b>	C10415
<b>description</b>	hose connector 1-way for hose for ice-cube maker		
<b>For models:</b>	C300		


			
1			
<b>GEV No.</b>	695058	<b>Ref. No.</b>	10006
<b>description</b>	hose connector 2-way for ice-cube maker		
<b>For models:</b>	C300, IC18, IC24, IC24A-CubeA, IC30, IC30A-CubeA		


			
1			
<b>GEV No.</b>	695521	<b>Ref. No.</b>	10431
<b>description</b>	hose connector 2-way for ice-cube maker		
<b>For models:</b>	VM1700, VM350, VM500, VM900		


			
1			
<b>GEV No.</b>	695519	<b>Ref. No.</b>	C26453
<b>description</b>	hose connector 3-way for hose for ice-cube maker		
<b>For models:</b>	FB802, IceWater45		

			
1			
<b>GEV No.</b>	695520	<b>Ref. No.</b>	C26454
<b>description</b>	hose connector 3-way for hose for ice-cube maker		
<b>For models:</b>	FB802, IceWater45		

			
1			
<b>GEV No.</b>	695525	<b>Ref. No.</b>	C10235
<b>description</b>	hose connector 3-way for hose for ice-cube maker		
<b>For models:</b>	GB1540, GB1555, GB902, GB903, TB1405, TB852		

			
1			
<b>GEV No.</b>	695526	<b>Ref. No.</b>	C10240
<b>description</b>	hose connector 3-way for hose for ice-cube maker		
<b>For models:</b>	GB1540, GB1555, GB902, GB903, TB1405, TB852		

			
1			
<b>GEV No.</b>	695527	<b>Ref. No.</b>	C26452
<b>description</b>	hose connector 3-way for hose for ice-cube maker		
<b>For models:</b>	C150, C150-CubeA, C80, C80-CubeA, CB1265, CB1265-CubeA, CB1565, CB1565-CubeA, CB184, CB246, CB246-CubeA, CB249, CB316, CB316-CubeA, CB416, CB425, CB425-CubeA, CB640, CB640-CubeA, CB840, CB955, CB955-CubeA, DSS42, DSS42-CubeD, IF26, IF29, IF30, IF55, IF75, IMF28, IMF35, IMF58, IMF80, VB250		

			
1			
<b>GEV No.</b>	695541	<b>Ref. No.</b>	C10121
<b>description</b>	hose connector 3-way for hose for ice-cube maker		
<b>For models:</b>	FreshMaker		



1

<b>GEV No.</b>	695522	<b>Ref. No.</b>	10579 C10052
<b>description</b>	hose connector 3-way for ice-cube maker		
<b>For models:</b>	F230, G150, G250, G500, G500-Split, M350, M800, VM500, VM900		



1

<b>GEV No.</b>	695523	<b>Ref. No.</b>	C10053
<b>description</b>	hose connector 3-way for ice-cube maker		
<b>For models:</b>	F230, G150, G250, G500, M350, M800, VM500, VM900		



1

<b>GEV No.</b>	695524	<b>Ref. No.</b>	C10384
<b>description</b>	hose connector 3-way for ice-cube maker		
<b>For models:</b>	G1000, G1000-Split, M1500, M1500-Split, M350, M350-Split, M600, M600-Split, M800, M800-Split		

## miscellaneous



1

<b>GEV No.</b>	530763	<b>Ref. No.</b>	13133
<b>description</b>	formed hose for ice-cube maker		
<b>For models:</b>	C300		

## floats

## float containers




1

<b>GEV No.</b>	695072	<b>Ref. No.</b>	C10164 C10201
<b>description</b>	float container for ice maker with microswitch plastic		
<b>For models:</b>	F230, FB802, G250		




1

<b>GEV No.</b>	696755	<b>Ref. No.</b>	C10164GB C10704	
<b>description</b>	float container for ice maker with microswitch plastic suitable for GB902			
<b>For models:</b>	GB1540, GB1555, GB902, GB903, TB852			
<b>spare parts for</b>	696755			
	<b>GEV No.</b>	345105	<b>Ref. No.</b>	23055
	microswitch with plunger 250V 16A 1CO connection male faston 6.3mm L 28mm ambient temperature max. 125°C mounting distance 22mm type SM-51 actuating force: 280g black			



1

<b>GEV No.</b>	402163	<b>Ref. No.</b>	10145	
<b>description</b>	float container L 150mm 250V cable lengthmm ømm mounting ømm 2CO 12A male faston 6.3mm			
<b>For models:</b>	G1000, G1000-Split, G150, G250, G500, G500-Split, GB1540, GB1555, GB902, GB903, TB1405, TB852			
<b>spare parts for</b>	402163			
	<b>GEV No.</b>	348044	<b>Ref. No.</b>	—
	microswitch with plunger 250V 16A 1CO connection male faston 4.8mm Lmm L1 27.8mm ambient temperature max. 125°C mounting distance 22mm with lever set type MS1-16 actuating force: 45g white			



1

<b>GEV No.</b>	694879	<b>Ref. No.</b>	10707 C10200GB C10707
<b>description</b>	float container L 150mm W 80mm H 130mm with switch		
<b>For models:</b>	GB1555, TB1405		


## miscellaneous





1


<b>GEV No.</b>	696351	<b>Ref. No.</b>	22402
<b>description</b>	bracket for jar		
<b>For models:</b>	DSS42, DSS42-CubeD		





			
1			
<b>GEV No.</b>	695431	<b>Ref. No.</b>	20280
<b>description</b>	bush for auger L 43mm ø 20mm		
<b>For models:</b>	DSS42, DSS42-CubeD		

			
1			
<b>GEV No.</b>	695533	<b>Ref. No.</b>	10404
<b>description</b>	butt splice connector thread M23x1.5 for hose ID 18mm		
<b>For models:</b>	C150, C80, CB1265, CB1565, CB246, CB249, CB316, CB416, CB425, CB640, CB840, CB955, DSS42, IceWater45		

			
1			
<b>GEV No.</b>	695536	<b>Ref. No.</b>	10096
<b>description</b>	nut for drain assembly		
<b>For models:</b>	C150, C300, C80, CB1265, CB134, CB1565, CB184, CB246, CB249, CB316, CB416, CB425, CB640, CB840, CB955, DSS42, FreshMaker, GB1540, GB1555, GB902, GB903, IC18, IC24, IC30, IceWater45, ID70, ID70-Plus, IF26, IF29, IF30, IF55, IF75, IMF28, IMF35, IMF58, IMF80, TB1405, TB852, VB250, VM1700, VM350, VM500, VM900		

			
1			
<b>GEV No.</b>	695535	<b>Ref. No.</b>	10405
<b>description</b>	nut for ice-cube maker thread M23x1.5		
<b>For models:</b>	C150, C300, C80, CB1265, CB1565, CB246, CB249, CB316, CB416, CB425, CB640, CB840, CB955, DSS42, IceWater45		


			
1			
<b>GEV No.</b>	695430	<b>Ref. No.</b>	20281
<b>description</b>	screw conveyor for ice-cube maker L 340mm ø 78mm thread L 8mm		
<b>For models:</b>	DSS42, DSS42-CubeD		

<b>valves</b>			
<b>intake valves</b>			
			
1			
<b>GEV No.</b>	695539	<b>Ref. No.</b>	10188 C10188
<b>description</b>	intake valve with float		
<b>For models:</b>	M1500, M1500-Split, M2000, M2000-Split, M350, M350-Split, M600, M600-Split, M800, M800-Split, VM500, VM900		


## equipment feet and end caps

### equipment feet

#### with screw mounting

			
1			
<b>GEV No.</b>	700761	<b>Ref. No.</b>	20613
<b>description</b>	equipment foot tube ø 50mm thread M10 thread L 12mm H 130-180mm SS size 2" Qty 1 pcs		
<b>For models:</b>	CB1265, CB1565, CB316, CB416, CB425, CB640, CB840, CB955, DSS42, GB1540, GB1555, GB902, GB903, IceWater45, IF30, IF55, IF75, IMF35, IMF58, IMF80, TB1405, TB852, VB250		


#### screw-in feet


			
1			
<b>GEV No.</b>	695353	<b>Ref. No.</b>	10017
<b>description</b>	equipment foot thread L 17mm ø 18mm H 40mm WS 24 Qty 1 pcs		
<b>For models:</b>	CB134, CB184, CB246, CB246-CubeA, CB249, FreshMaker, IC18, IC24, IC24A-CubeA, IC30, IC30A-CubeA, IF26, IF29, IMF28		

## gaskets

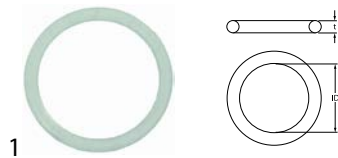
### O-rings

#### EPDM

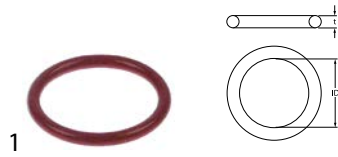
			
1			
<b>GEV No.</b>	528339	<b>Ref. No.</b>	20429
<b>description</b>	O-ring EPDM thickness 2.62mm ID ø 40.95mm Qty 1 pcs		
<b>For models:</b>	G150, GB1540, GB1555, GB902, GB903, TB1405, TB852		

			
1			
<b>GEV No.</b>	532534	<b>Ref. No.</b>	20931
<b>description</b>	O-ring EPDM thickness 3.53mm ID ø 82.14mm Qty 1 pcs		
<b>For models:</b>	TB1405, TB852		


silicone



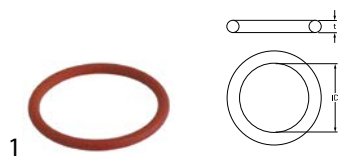
<b>GEV No.</b>	532517	<b>Ref. No.</b>	20233
<b>description</b>	O-ring silicone thickness 1.78mm ID ø 17.17mm Qty 1 pcs		
<b>For models:</b>	C150, C300, C80, CB1265, CB1565, CB246, CB249, CB316, CB416, CB425, CB640, CB840, CB955, DSS42, IC24, IC30, IceWater45, VB250, VM350, VM500, VM900		



<b>GEV No.</b>	532568	<b>Ref. No.</b>	20688
<b>description</b>	O-ring silicone thickness 2.62mm ID ø 21.89mm Qty 1 pcs		
<b>For models:</b>	G150, GB1540, GB1555, GB902, GB903		

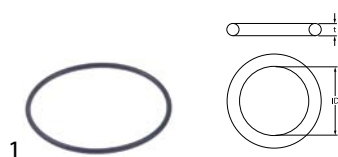


<b>GEV No.</b>	532307	<b>Ref. No.</b>	20338
<b>description</b>	O-ring silicone thickness 3.53mm ID ø 20.22mm Qty 10 pcs		
<b>For models:</b>	M1500, M1500-Split, M350, M350-Split, M600, M600-Split, M800, M800-Split		



<b>GEV No.</b>	527123	<b>Ref. No.</b>	20689
<b>description</b>	O-ring silicone thickness 3.53mm ID ø 34.52mm Qty 1 pcs		
<b>For models:</b>	G1000, G1000-Split, G250, G500, G500-Split		

NBR



<b>GEV No.</b>	532655	<b>Ref. No.</b>	20205
<b>description</b>	O-ring NBR thickness 3.53mm ID ø 78.97mm Qty 1 pcs		
<b>For models:</b>	G1000, G1000-Split, G500, G500-Split		

sealing washers

plastic gaskets




<b>GEV No.</b>	695538	<b>Ref. No.</b>	13007
<b>description</b>	gasket plastic ED ø 40mm ID ø 30mm thickness 2mm Qty 1 pcs		
<b>For models:</b>	C150, C300, C80, CB1265, CB134, CB1565, CB184, CB246, CB249, CB316, CB416, CB425, CB640, CB840, CB955, DSS42, FreshMaker, GB1540, GB1555, GB902, GB903, IC18, IC24, IC30, IceWater45, ID70, ID70-Plus, IF26, IF29, IF30, IF55, IF75, IMF28, IMF35, IMF58, IMF80, TB1405, TB852, VB250, VM1700, VM350, VM500, VM900		

silicone gaskets



<b>GEV No.</b>	695534	<b>Ref. No.</b>	13143
<b>description</b>	gasket silicone ED ø 36mm ID ø 23.5mm thickness 3mm Qty 1 pcs		
<b>For models:</b>	C150, C300, C80, CB1265, CB1565, CB246, CB249, CB316, CB416, CB425, CB640, CB840, CB955, DSS42, IceWater45		



<b>GEV No.</b>	695537	<b>Ref. No.</b>	13006
<b>description</b>	gasket silicone ED ø 40mm ID ø 30mm thickness 2mm Qty 1 pcs		
<b>For models:</b>	C150, C300, C80, CB1265, CB134, CB1565, CB184, CB246, CB249, CB316, CB416, CB425, CB640, CB840, CB955, DSS42, FreshMaker, GB1540, GB1555, GB902, GB903, IC18, IC24, IC30, IceWater45, ID70, ID70-Plus, IF26, IF29, IF30, IF55, IF75, IMF28, IMF35, IMF58, IMF80, M2000, M2000-Split, TB1405, TB852, VB250, VM1700, VM350, VM500, VM900		
<b>accessories for</b>	695537		
		<b>GEV No.</b>	695059
		<b>Ref. No.</b>	10007
	hose connector for ice-cube maker		

shaft gaskets

shaft gaskets




<b>GEV No.</b>	696721	<b>Ref. No.</b>	20937
<b>description</b>	shaft sealing ID ø 26mm ED ø 39.2mm thickness 9.4mm H 38.5mm		
<b>For models:</b>	G150, GB1540, GB1555, GB902, GB903, TB1405, TB852		



## refrigeration cycle components


### cooling water regulators

#### JOHNSON CONTROLS



1

<b>GEV No.</b>	541190	<b>Ref. No.</b>	20149
<b>description</b>	cooling water regulator 3/8" type V46AA-9606 connection 7/16" UNF (1/4" SAE) pressure range 5-23bar water pressure max. 10bar water temperature max. 90°C capillary pipe 750mm L 160mm 0.9kg		
<b>For models:</b>	C300, C300-CubeA, G1000, M350, M800, VM900		



1

<b>GEV No.</b>	541186	<b>Ref. No.</b>	20210
<b>description</b>	cooling water regulator 3/8" type V46SA-9951 connection 6mm soldering connection pressure range 5-23bar water pressure max. 18bar water temperature max. 90°C capillary pipe 750mm L 101mm		
<b>For models:</b>	C150, C150-CubeA, CB1565, CB1565-CubeA, F230, G250, G500, VM500		

### valves

#### Schrader valves


##### valve bodies



1

<b>GEV No.</b>	750097	<b>Ref. No.</b>	14007
<b>description</b>	valve body for Schrader valve thread 1/4" SAE connection 6mm soldering connection		
<b>For models:</b>	C150, C150-CubeA, C300, C80, C80-CubeA, CB1265, CB1265-CubeA, CB134, CB1565, CB1565-CubeA, CB184, CB246, CB246-CubeA, CB249, CB316, CB316-CubeA, CB416, CB425, CB425-CubeA, CB640, CB640-CubeA, CB840, CB955, CB955-CubeA, DSS42, DSS42-CubeD, F230, FB802, FreshMaker, G1000, G150, G250, G500, GB1540, GB1555, GB902, GB903, IC18, IC24, IC24A-CubeA, IC30, IC30A-CubeA, IceWater45, IF26, IF29, IF30, IF55, IF75, IMF28, IMF35...(Other models you can see in the webshop)		

#### valve inserts



1

<b>GEV No.</b>	750098	<b>Ref. No.</b>	14005
<b>description</b>	Schrader valve CASTEL 8394/B R22		
<b>For models:</b>	C150, C150-CubeA, C300, C80, C80-CubeA, CB1265, CB1265-CubeA, CB134, CB1565, CB1565-CubeA, CB184, CB246, CB246-CubeA, CB249, CB316, CB316-CubeA, CB416, CB425, CB425-CubeA, CB640, CB640-CubeA, CB840, CB955, CB955-CubeA, DSS42, DSS42-CubeD, F230, FB802, FreshMaker, G1000, G150, G250, G500, GB1540, GB1555, GB902, GB903, IC18, IC24, IC24A-CubeA, IC30, IC30A-CubeA, IceWater45, IF26, IF29, IF30, IF55, IF75, IMF28, IMF35...(Other models you can see in the webshop)		

### filter driers

#### CASTEL


##### STANDARD series

suitable for refrigerants R12, R22, R134a, R404A, R407C, R410A, R502, R507



1


<b>GEV No.</b>	750038	<b>Ref. No.</b>	14089
<b>description</b>	dryer type 4303/2S connection ODS 1/4"-ODM 3/8" 50cm <sup>3</sup> p max 45bar -40 up to +80°C		
<b>For models:</b>	C80, C80-CubeA, CB1265, CB1265-CubeA, CB640, CB640-CubeA, CB840, CB955, CB955-CubeA, F230, G250, G500, IF75, IMF80, VB250		



1

<b>GEV No.</b>	750039	<b>Ref. No.</b>	14084
<b>description</b>	dryer type 4305/2S connection ODS 1/4"-ODM 3/8" 80cm <sup>3</sup> p max 45bar -40 up to +80°C 254g		
<b>For models:</b>	C150, C150-CubeA, C300, C300-CubeA, CB1565, CB1565-CubeA, G500, M350, M600, VM350, VM500, VM900		

mechanical components, equipment accessories



1

<b>GEV No.</b>	750074	<b>Ref. No.</b>	14255
<b>description</b>	dryer type 4316/M105 connection ODS 10mm 250cm <sup>3</sup>		
<b>For models:</b>	G1000, M1500, M2000, M800, VM1700		


miscellaneous



1

<b>GEV No.</b>	750075	<b>Ref. No.</b>	14009
<b>description</b>	dryer size 12g ø 16mm L 120mm connection 3/6,3mm		
<b>For models:</b>	CB134, CB184, CB246, CB246-CubeA, CB249, CB316, CB316-CubeA, CB416, CB425, CB425-CubeA, DSS42, DSS42-CubeD, FB802, FreshMaker, G150, GB1540, GB1555, GB902, GB903, IC18, IC24, IC24A-CubeA, IC30, IC30A-CubeA, IceWater45, IF26, IF29, IF30, IF55, IF75, IMF28, IMF35, IMF58, TB1405, TB852		

evaporators  
for ice-cube maker  
for ice cube maker



1

<b>GEV No.</b>	696606	<b>Ref. No.</b>	D10126
<b>description</b>	evaporator for ice-cube maker 120 cubes L 780mm W 280mm H 60mm		
<b>For models:</b>	C150, C300, CB1265, CB1565		



1

<b>GEV No.</b>	750199	<b>Ref. No.</b>	D10079
<b>description</b>	evaporator for ice-cube maker 20 cubes L 225mm W 180mm H 40mm		
<b>For models:</b>	CB134, CB184, FreshMaker, IC18		



1

<b>GEV No.</b>	750200	<b>Ref. No.</b>	D10045
<b>description</b>	evaporator for ice-cube maker 24 cubes L 320mm W 190mm H 40mm		
<b>For models:</b>	CB246, CB246-CubeA, CB249, IC24, IC24A-CubeA		



1


<b>GEV No.</b>	750201	<b>Ref. No.</b>	D10046
<b>description</b>	evaporator for ice-cube maker 36 cubes L 440mm W 190mm H 40mm		
<b>For models:</b>	CB316, CB316-CubeA, CB416, CB425, CB425-CubeA, IC30, IC30A-CubeA, IceWater45		



1

<b>GEV No.</b>	750202	<b>Ref. No.</b>	D10047
<b>description</b>	evaporator for ice-cube maker 60 cubes L 665mm W 190mm H 40mm		
<b>For models:</b>	CB640, CB640-CubeA, CB840, CB955, CB955-CubeA		

for flake ice maker




1

<b>GEV No.</b>	694562	<b>Ref. No.</b>	KITNEVG250
<b>description</b>	evaporator for flake ice maker G250		
<b>For models:</b>	G250, G500		

accessories

miscellaneous



1

<b>GEV No.</b>	696550	<b>Ref. No.</b>	20633
<b>description</b>	mechanical shaft seal for evaporator ID ø 26mm		
<b>For models:</b>	G250, G500, GB1540, GB1555, GB902, GB903		




1

<b>GEV No.</b>	692095	<b>Ref. No.</b>	20455
<b>description</b>	suppressor		
<b>For models:</b>	GB1540, GB1555, GB902		


## condensors

### condensors



1

<b>GEV No.</b>	750661	<b>Ref. No.</b>	20019
<b>description</b>	condenser W 215mm D 270mm H 117mm Qty 1 pcs		
<b>For models:</b>	CB416, CB425, CB425-CubeA, DSS42, DSS42-CubeD, GB1540, GB1555, IceWater45, IF55, IMF58		



1

<b>GEV No.</b>	750409	<b>Ref. No.</b>	20175 20558
<b>description</b>	condenser W 260mm D 60mm H 250mm mounting distance 275mm connection ø 8mm		
<b>For models:</b>	CB640, CB640-CubeA, G150, GB1540, GB1555, IF75, IMF80, TB1405		



<b>GEV No.</b>	750183	<b>Ref. No.</b>	20175
<b>description</b>	condenser W 270mm D 90mm H 270mm		

### condensers water-cooled



<b>GEV No.</b>	750392	<b>Ref. No.</b>	14034
<b>description</b>	condenser tube ø 15mm water-cooled ø 255mm mounting distance 128mm		
<b>For models:</b>	C80, C80-CubeA, CB1265, CB1265-CubeA, CB640, CB640-CubeA, CB840, CB955, CB955-CubeA, F230, G250, M800, VB250		

### unheated condensing trays



<b>GEV No.</b>	750316	<b>Ref. No.</b>	C10314
<b>description</b>	condensing tray L 160mm W 80mm H 85mm		
<b>For models:</b>	G500, G500-Split		

## transmission technology and ball bearings

### ball bearings

#### deep-groove ball bearings 2RS



<b>GEV No.</b>	523075	<b>Ref. No.</b>	20782
<b>description</b>	ball bearing shaft ø 25mm ED ø 42mm W 9mm type 6905-2RS DIN 625-1		
<b>For models:</b>	G150, GB1540, GB1555, GB902, GB903		



<b>GEV No.</b>	523522	<b>Ref. No.</b>	20045 20339
<b>description</b>	deep-groove ball bearing type 6004-2RS shaft ø 20mm ED ø 42mm W 12mm with sealing discs deep-groove ball bearing DIN 625-1		
<b>For models:</b>	FB802, GB1540, GB1555, GB902, GB903, M1500, M1500-Split, M350, M350-Split, M600, M600-Split, M800, M800-Split		



<b>GEV No.</b>	523511	<b>Ref. No.</b>	20433
<b>description</b>	deep-groove ball bearing type 6203-2RS shaft ø 17mm ED ø 40mm W 12mm with sealing discs deep-groove ball bearing DIN 625-1		
<b>For models:</b>	GB1540, GB1555, GB902		

## evaporation and condensing trays


### evaporation trays



<b>GEV No.</b>	750393	<b>Ref. No.</b>	10395
<b>description</b>	evaporation tray unheated L 705mm W 225mm H 120mm for ice maker Qty 1 pcs		
<b>For models:</b>	VM500, VM900		





			
1			
<b>GEV No.</b>	523513	<b>Ref. No.</b>	20112
<b>description</b>	deep-groove ball bearing type 6205-2RS shaft $\varnothing$ 25mm ED $\varnothing$ 52mm W 15mm with sealing discs deep-groove ball bearing DIN 625-1		
<b>For models:</b>	F230, G250, G500		


			
1			
<b>GEV No.</b>	523524	<b>Ref. No.</b>	20113
<b>description</b>	deep-groove ball bearing type 6206-2RS shaft $\varnothing$ 30mm ED $\varnothing$ 62mm W 16mm with sealing discs deep-groove ball bearing DIN 625-1		
<b>For models:</b>	F230, G1000, G1000-Split, G250, G500, G500-Split		


<h3>thrust ball bearings</h3>			
			
1			
<b>GEV No.</b>	523052	<b>Ref. No.</b>	20685
<b>description</b>	thrust ball bearing shaft $\varnothing$ 30mm ED $\varnothing$ 62mm W 42mm type 500-4251 DIN 711		
<b>For models:</b>	G1000, G1000-Split, G250, G500, G500-Split		


<h3>miscellaneous</h3>			
			
1			
<b>GEV No.</b>	523015	<b>Ref. No.</b>	20623 20623E 20632 20686
<b>description</b>	ball bearing type 500-4252 shaft $\varnothing$ 19mm ED $\varnothing$ 40mm W 30mm stainless steel		
<b>For models:</b>	G150, GB1540, GB1555, GB902, GB903		

## springs

### torsion springs

			
1			
<b>GEV No.</b>	699156	<b>Ref. No.</b>	20810
<b>description</b>	spring $\varnothing$ 26mm L2 35mm L1 25mm L3 20mm		
<b>For models:</b>	IMF28, IMF80		

<h3>compression springs</h3>			
			
1			
<b>GEV No.</b>	699155	<b>Ref. No.</b>	20499
<b>description</b>	spring $\varnothing$ 8.5mm L 19.5mm wire gauge $\varnothing$ 0.5mm windings 10 for door		
<b>For models:</b>	CB1265, CB1565, CB246, CB249, CB316, CB416, CB425, CB640, CB840, CB955, GB1540, GB1555, GB902, IC30		

<h3>tension springs</h3>			
			
1			
<b>GEV No.</b>	695544	<b>Ref. No.</b>	20282 N20282
<b>description</b>	tension spring $\varnothing$ 10.5mm total length 42mm wire gauge $\varnothing$ 1.5mm		
<b>For models:</b>	IF55, IF75		

			
1			
<b>GEV No.</b>	695108	<b>Ref. No.</b>	20228
<b>description</b>	tension spring $\varnothing$ 6.3mm total length 21mm wire gauge $\varnothing$ 0.5mm		
<b>For models:</b>	IF26, IF29, IF30, IF55, IF75		

			
1			
<b>GEV No.</b>	695435	<b>Ref. No.</b>	20232
<b>description</b>	tension spring $\varnothing$ 9.2mm total length 24mm wire gauge $\varnothing$ 1.6mm		
<b>For models:</b>	IF26, IF29, IF30, IF55, IF75		

# hoses


## industrial hoses

### silicone hoses


#### without fabric




<b>GEV No.</b>	530754	<b>Ref. No.</b>	13107
<b>description</b>	silicone hose ID ø 13mm ED ø 19mm L 0.13m t.max. 200°C for ice-cube maker		
<b>For models:</b>	CB1265, CB1565, CB316, CB316-CubeA, CB416, IC30, IF30, IMF58, IMF80		




<b>GEV No.</b>	530752	<b>Ref. No.</b>	13106
<b>description</b>	silicone hose ID ø 13mm ED ø 19mm L 0.15m t.max. 200°C for ice-cube maker		
<b>For models:</b>	CB249, IF29, IMF80, VB250		



<b>GEV No.</b>	530757	<b>Ref. No.</b>	13108
<b>description</b>	silicone hose ID ø 13mm ED ø 19mm L 0.24m t.max. 200°C for ice-cube maker		
<b>For models:</b>	CB425, CB425-CubeA, DSS42, DSS42-CubeD, IceWater45, IF55, IF75, VB250		




<b>GEV No.</b>	530758	<b>Ref. No.</b>	13109
<b>description</b>	silicone hose ID ø 13mm ED ø 19mm L 0.26m t.max. 200°C for ice-cube maker		
<b>For models:</b>	CB1265-CubeA, CB1565-CubeA, CB640, CB640-CubeA, CB840		



<b>GEV No.</b>	530759	<b>Ref. No.</b>	13110
<b>description</b>	silicone hose ID ø 13mm ED ø 19mm L 0.35m t.max. 200°C for ice-cube maker		
<b>For models:</b>	CB955, CB955-CubeA		



<b>GEV No.</b>	530749	<b>Ref. No.</b>	13105
<b>description</b>	silicone hose ID ø 13mm ED ø 19mm L 0.7m t.max. 200°C for ice-cube maker		
<b>For models:</b>	CB246, CB246-CubeA, IC24, IF26		



<b>GEV No.</b>	530731	<b>Ref. No.</b>	13056
<b>description</b>	silicone hose ID ø 16mm ED ø 23mm L 0.03m t.max. 200°C for ice-cube maker		
<b>For models:</b>	CB134, CB184, FreshMaker, IC18		





<b>GEV No.</b>	530737	<b>Ref. No.</b>	13137
<b>description</b>	silicone hose ID ø 16mm ED ø 23mm L 0.29m t.max. 200°C for ice-cube maker		
<b>For models:</b>	C150, CB249, CB316, CB416		





<b>GEV No.</b>	530738	<b>Ref. No.</b>	13139
<b>description</b>	silicone hose ID ø 16mm ED ø 23mm L 0.4m t.max. 200°C for ice-cube maker		
<b>For models:</b>	CB425, IceWater45		





			
1			
<b>GEV No.</b>	530739	<b>Ref. No.</b>	13140
<b>description</b>	silicone hose ID ø 16mm ED ø 23mm L 0.5m t.max. 200°C for ice-cube maker		
<b>For models:</b>	CB640, CB840, DSS42		


			
1			
<b>GEV No.</b>	530741	<b>Ref. No.</b>	13142
<b>description</b>	silicone hose straight for ice-cube maker ID ø 16mm ED ø 23mm L 645mm		
<b>For models:</b>	CB1265, CB1565		

			
1			
<b>GEV No.</b>	530740	<b>Ref. No.</b>	13141
<b>description</b>	silicone hose ID ø 16mm ED ø 23mm L 0.61m t.max. 200°C for ice-cube maker		
<b>For models:</b>	CB955		

			
1			
<b>GEV No.</b>	530735	<b>Ref. No.</b>	13134
<b>description</b>	silicone hose straight for ice-cube maker ID ø 16mm ED ø 23mm L 700mm		
<b>For models:</b>	VM1700, VM350, VM500, VM900		

			
1			
<b>GEV No.</b>	530764	<b>Ref. No.</b>	13138
<b>description</b>	silicone hose ID ø 18mm ED ø 27mm L 0.3m t.max. 200°C for ice-cube maker		
<b>For models:</b>	CB316, CB416, CB425		


			
1			
<b>GEV No.</b>	530736	<b>Ref. No.</b>	13136
<b>description</b>	silicone hose straight for ice-cube maker ID ø 18mm ED ø 25mm L 213mm		
<b>For models:</b>	C80, CB246		


			
1			
<b>GEV No.</b>	530734	<b>Ref. No.</b>	13113
<b>description</b>	silicone hose straight for ice-cube maker ID ø 16mm ED ø 23mm L 320mm		
<b>For models:</b>	VB250, VM350, VM500, VM900		

## fittings, hose and pipe connectors

### hose connectors


#### producer-specific

			
1			
<b>GEV No.</b>	695533	<b>Ref. No.</b>	10404
<b>description</b>	butt splice connector thread M23x1.5 for hose ID 18mm		
<b>For models:</b>	C150, C80, CB1265, CB1565, CB246, CB249, CB316, CB416, CB425, CB640, CB840, CB955, DSS42, IceWater45		

			
1			
<b>GEV No.</b>	530733	<b>Ref. No.</b>	13111
<b>description</b>	silicone hose straight for ice-cube maker ID ø 16mm ED ø 23mm L 500mm		
<b>For models:</b>	VB250, VM1700, VM350, VM500, VM900		

## water cycle components

### supply filters

			
1			
<b>GEV No.</b>	695531	<b>Ref. No.</b>	10139
<b>description</b>	supply filter thread 1" total length 100mm plastic with metal filter ø 18mm		
<b>For models:</b>	CB134, CB184, FreshMaker, IC18, VB250, VM350, VM500, VM900		

## fastening material

## washers

## washers

## miscellaneous



1

<b>GEV No.</b>	560513	<b>Ref. No.</b>	22826
<b>description</b>	plain washer ID ø 24mm ED ø 41.6mm thickness 2mm SS Qty 1 pcs		
<b>For models:</b>	G150, GB1540, GB1555, GB902, GB903		



1

<b>GEV No.</b>	560514	<b>Ref. No.</b>	20631
<b>description</b>	plain washer ID ø 24mm ED ø 42mm thickness 1.5mm SS Qty 1 pcs for evaporator with hole		
<b>For models:</b>	G150, GB1540, GB1555, GB902, GB903		

## fasteners

## slot nuts



1

<b>GEV No.</b>	560288	<b>Ref. No.</b>	20431
<b>description</b>	slot nut W 8mm H 7mm L 25mm		
<b>For models:</b>	G1000, G250, G500, GB1540, GB1555, GB902		

## retaining rings

## DIN 472



1

<b>GEV No.</b>	698004	<b>Ref. No.</b>	20434
<b>description</b>	retaining ring bore ø 40mm thickness 1.9mm steel DIN 472		
<b>For models:</b>	GB1540, GB1555, GB902		

<b>A</b>		
axial fans	16	
<b>B</b>		
bi-metal thermostats	3	
<b>C</b>		
cold air circulating fans (complete)	17	
compressors	12	
condensators & interference suppression filters	21	
contactors	6	
cooling water regulators	37	
<b>E</b>		
evaporators	38	
<b>F</b>		
fans	16	
fasteners	44	
fastening material	44	
filter driers	37	
filters	21	
<b>H</b>		
hose connectors	43	
hoses	42	
<b>I</b>		
industrial hoses	42	
<b>M</b>		
microswitches	4	
motors	18	
<b>O</b>		
O-rings	35	
<b>P</b>		
pressure switches	11	
probes	7	
programme timers	5	
pumps	19	
pumps for ice machines	19	
push/momentary push switches	4	
<b>R</b>		
refrigeration cycle components	37	
refrigeration fans	16	
refrigeration motors universal	16	
refrigeration thermostats	3	
relays	7	
retaining rings	44	
		rocker/momentary rocker switches 4
<b>S</b>		
		safety bi-metal thermostats 3
		Schrader valves 37
		sealing washers 36
		shaft gaskets 36
		silicone hoses 42
		slot nuts 44
		solenoid valves 8
		supply filters 43, 43
		switches and momentary switches 4
<b>T</b>		
		thermostats 3
		time relays 7
		timers 5
<b>W</b>		
		washers 44
		water cycle components 43