



GAS COMPONENTS



ELECTRIC COMPONENTS



WATER TECHNOLOGY



MECHANICAL COMPONENTS



TOOLS

Spare parts suitable for

MACH

Find the complete and up-to-date range of products in our GEV Webshop



Manufacturer catalogue

The most important spare parts and accessories arranged clearly for every manufacturer

- ✓ Complete product range and all appliance data always up to date in the GEV Webshop
- ✓ Alphabetical Index at the end of the catalogue

GEV Webshop

www.gev-online.co.uk

www.gev-online.com



- 🔍 Add to Favourites
- 🔍 Sign In with email address and usual password
- 🔍 Easy-order – place several items in your basket at the same time
- 🔍 Quick Item search – no login needed

heating elements

immersion heating elements

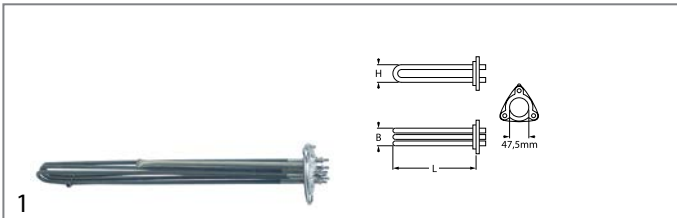
3 hole flange ø47.5mm


GEV No.	416205	Ref. No.	512019800 80001953
description	heating element 3000W 230V heating circuits 1 L 260mm W 29mm H 35mm number of thermostat sleeves 1 thermostat sleeves ø 10mm length thermostat sleeves 214mm tube ø 6.2mm hole distance 65mm hole ø 8mm connection M4 immersion heater		
For models:	GL220, GL250, MB235LI, MB240LI, MB510E, MB510ER, MB520, MB520K, MB530, MB530K, MB535, MB630, MB630PS, MB920E, MB920ER, MB930, MB930K, MB930PS, MB930T, MB9501, MGL40, MS350, MS350PS, MS350TRI, MS351, MS353, MS400B, MS400E, MS400T, MS450, MS450E, MS450PS, MS451, MS453, MS500B, MS500E, MS500PPB, MS500T, MS700E, MS905, MS9401, MS9451, MS9453		
spare parts for	416205		
		GEV No.	510408 Ref. No. —
	O-ring EPDM thickness 5.34mm ID ø 47mm Qty 1 pcs		
accessories for	416205		
		GEV No.	510562 Ref. No. —
	O-ring silicone thickness 5.34mm ID ø 47mm Qty 1 pcs		

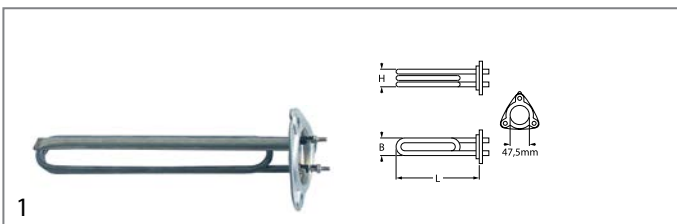
GEV No.	416204	Ref. No.	512060200 80001977
description	heating element 3000W 230V mounting ø 47.5mm heating circuits 3 L 205mm W 26mm H 44mm number of thermostat sleeves 1 thermostat sleeves ø 8.7mm length thermostat sleeves 175mm thermostat sleeve not clinging tube ø 6.3mm hole distance 62mm hole ø 8mm connection M4 3 hole flange immersion heater		
For models:	MLP50, MS1100, MS1100E, MS1100T, MS350, MS350TRI, MS351, MS353, MS450, MS450E, MS450PS, MS451, MS453, MS700, MS900, MS900E, MS900T		
spare parts for	416204		
		GEV No.	510562 Ref. No. —
	O-ring silicone thickness 5.34mm ID ø 47mm Qty 1 pcs		
accessories for	416204		
		GEV No.	510408 Ref. No. —
	O-ring EPDM thickness 5.34mm ID ø 47mm Qty 1 pcs		




GEV No.	416206	Ref. No.	512004310 80001979
description	heating element 4500W 230V mounting ø 47.5mm heating circuits 3 L 377mm W 27mm H 36mm number of thermostat sleeves 1 thermostat sleeves ø 9mm length thermostat sleeves 250mm thermostat sleeve not clinging tube ø 6.5mm hole distance 64mm hole ø 8mm connection M4 3 hole flange immersion heater		
For models:	MB9500, MB9503, MGL500, MLP50, MS1100, MS1100E, MS1100P, MS1100T, MS1300, MS1300E, MS1300P, MS1300T, MS351, MS353, MS400B, MS400T, MS450, MS450E, MS450PS, MS451, MS453, MS500B, MS500PPB, MS500T, MS700, MS900, MS900E, MS900T, MS9400, MS9403, MS9451, MS9453		
spare parts for	416206		
		GEV No.	510408 Ref. No. —
	O-ring EPDM thickness 5.34mm ID ø 47mm Qty 1 pcs		
accessories for	416206		
		GEV No.	510408 Ref. No. —
	O-ring EPDM thickness 5.34mm ID ø 47mm Qty 1 pcs		
		GEV No.	510562 Ref. No. —
	O-ring silicone thickness 5.34mm ID ø 47mm Qty 1 pcs		

GEV No.	416207	Ref. No.	512004410 80001981
description	heating element 6000W 230V mounting ø 47.5mm heating circuits 3 L 400mm W 24mm H 42mm number of thermostat sleeves 1 thermostat sleeves ø 9mm length thermostat sleeves 245mm thermostat sleeve not clinging tube ø 6.3mm hole distance 62mm hole ø 8mm connection M4 3 hole flange immersion heater		
For models:	MGL500, MLP140, MLP50, MLP56, MLP60, MLP60E, MS1100, MS1100E, MS1100P, MS1100T, MS1300, MS1300E, MS1300P, MS1300T, MS400B, MS400T, MS450, MS450E, MS450PS, MS500B, MS500PPB, MS500T, MS700, MS700E, MS800B, MS800E, MS800T, MS900, MS900E, MS900T, MS905		
spare parts for	416207		
		GEV No.	510408 Ref. No. —
	O-ring EPDM thickness 5.34mm ID ø 47mm Qty 1 pcs		
accessories for	416207		
		GEV No.	510408 Ref. No. —
	O-ring EPDM thickness 5.34mm ID ø 47mm Qty 1 pcs		
		GEV No.	510562 Ref. No. —
	O-ring silicone thickness 5.34mm ID ø 47mm Qty 1 pcs		






GEV No.	416208	Ref. No.	512004510 512004520 80001983
description	heating element 9000W 230V mounting \varnothing 47.5mm heating circuits 3 L 395mm W 32mm H 36mm number of thermostat sleeves 1 thermostat sleeves \varnothing 9mm length thermostat sleeves 240mm thermostat sleeve eccentric, non clinging tube \varnothing 8.5mm hole distance 63mm hole \varnothing 8mm connection M4 3 hole flange immersion heater with gasket		
For models:	MLP140, MLP70, MLP80, MS1100, MS1100E, MS1100P, MS1100T, MS1300, MS1300E, MS1300P, MS1300T, MS800B, MS800E, MS800T, MS900, MS900E, MS900T, MS905		
spare parts for	416208		
	GEV No.	510408	Ref. No. —
	O-ring EPDM thickness 5.34mm ID \varnothing 47mm Qty 1 pcs		




GEV No.	416203	Ref. No.	512036300 80001951
description	heating element 2600W 230V mounting \varnothing 47.5mm heating circuits 1 L 250mm W 35mm H 24mm number of thermostat sleeves 1 thermostat sleeves \varnothing 8.5mm length thermostat sleeves 235mm thermostat sleeve not clinging tube \varnothing 6.3mm hole distance 62mm hole \varnothing 8mm connection M4 3 hole flange immersion heater		
For models:	GL220, GL250, MB235LI, MB240LI, MB510E, MB510ER, MB520, MB520K, MB530, MB530K, MB535, MB630, MB630PS, MB920E, MB920ER, MB9235, MB9240, MB930, MB930K, MB930PS, MB930T, MB9510, MB9510R, MB9920, MB9920R		
spare parts for	416203		
	GEV No.	510408	Ref. No. —
	O-ring EPDM thickness 5.34mm ID \varnothing 47mm Qty 1 pcs		
accessories for	416203		
	GEV No.	510408	Ref. No. —
	O-ring EPDM thickness 5.34mm ID \varnothing 47mm Qty 1 pcs		
	GEV No.	510562	Ref. No. —
	O-ring silicone thickness 5.34mm ID \varnothing 47mm Qty 1 pcs		



with compression flange 50 x 26mm




GEV No.	416202	Ref. No.	512042900 80002957
description	heating element 2700W 230V heating circuits 1 compression flange flange 50x26mm L 270mm W 70mm H 25mm L1 55mm L2 215mm W1 20mm W2 30mm connection male faston 6.3mm tube \varnothing 6.3mm connection length 30mm immersion heater		
For models:	MGL40		
accessories for	416202		
	GEV No.	510387	Ref. No. —
	gasket L 46mm W 22mm \varnothing mm EPDM for heating element for flange 50x26mm		
	GEV No.	510388	Ref. No. —
	counterflange \varnothing mm hole distance mm perforation \varnothing mm L 43mm W 21mm SS for heating element for flange 50x26mm		

with round flange \varnothing 57.5mm







GEV No.	415264	Ref. No.	2761 80002761
description	heating element 6000W 230V heating circuits 3 mounting \varnothing 57.5mm L 480mm W 33mm H 42mm round flange connection M5 immersion heater tube \varnothing 8.5mm connection length 19mm thermostat sleeves \varnothing 7.5mm number of thermostat sleeves 1 length thermostat sleeves 268mm thermostat sleeve not clinging		
For models:	MLP55, MLP80		
spare parts for	415264		
	GEV No.	510409	Ref. No. —
	O-ring EPDM thickness 5.34mm ID \varnothing 56.52mm Qty 1 pcs		
accessories for	415264		
	GEV No.	550002	Ref. No. —
	tension strap H 10mm L 21mm W 10mm hole \varnothing 6.5mm for heating element		



GEV No.	419166	Ref. No.	512054600 80004609
description	heating element 1400W 230V heating circuits 1 L 235mm W 50mm H 30mm thread M10x1 tube \varnothing 6.3mm connection male faston 6.3mm		
For models:	MB9235, MB9240, MB9510, MB9510R, MB9920, MB9920R, MGL500, MLP50, MLP56, MS400B, MS400E, MS400T, MS500B, MS500E, MS500PPB, MS500T, MS800B, MS800E, MS800T		



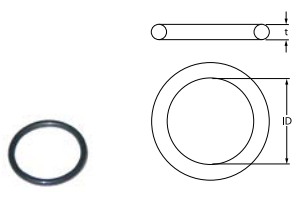
			
1			
GEV No.	420364	Ref. No.	512077900
description	heating element 2500W 230V heating circuits 1 L 270mm W 145mm H 35mm W1 54mm W2 43mm thread M12x1 mounting distance 35mm tube ø 8.5mm 2 hole fixing connection male faston 6.3mm immersion heater		
For models:	MB9500, MB9501, MB9503, MLP50, MS9400, MS9401, MS9403, MS9451, MS9453		


			
1			
GEV No.	416201	Ref. No.	512049900 80004269
description	heating element 2600W 230V heating circuits 1 L 275mm W 85mm H 26mm L1 65mm L2 210mm W1 23mm W2 40mm thread M10x1 mounting distance 33mm tube ø 6.3mm connection male faston 6.3mm immersion heater 2 hole fixing		
For models:	GL250, MB235LI, MB240LI, MB630, MB630PS, MB930, MB930K, MB930PS, MB930T, MGL40		
accessories for	416201		
	GEV No.	510416	Ref. No. —
	flat gasket fibre ED ø 19mm ID ø 10.5mm thickness 1.5mm for thread M10 Qty 1 pcs		
	GEV No.	521129	Ref. No. —
	nut thread M10 H 6mm SS WS 17 Qty 1 pcs DIN/ISO DIN 439		

accessories

sealing washers

O-rings


			
1			
GEV No.	510072	Ref. No.	512013100 513013100 80002243
description	O-ring EPDM thickness 3.53mm ID ø 32.93mm Qty 1 pcs		
For models:	GL250, MB510E, MB510ER, MB630, MB920E, MB920ER, MB930, MB930K, MB930T, MGL40		

			
1			
GEV No.	532158	Ref. No.	512006800 80004231
description	O-ring EPDM thickness 5.34mm ID ø 47mm Qty 10 pcs		


thermostats

bi-metal thermostats

safety bi-metal thermostats

			
1			
GEV No.	390959	Ref. No.	1LT021
description	bi-metal safety thermostat switch-off temp. 60°C 1-pole connection F6.3		
For models:	IMF165, IMF35, IMF75, IML101, IML18, IML21, IML31, IML41, IML51, IML71, IMP25, IMP35, IMP45, IMP55, IMP70, IMP85		

bi-metal thermostats

			
1			
GEV No.	390441	Ref. No.	500065000 80004277
description	bi-metal thermostat hole distance 38mm switch-off temp. 55°C 1NC 1-pole 16A connection F6.3 2 hole fixing		
For models:	GL250, MB235LI, MB240LI, MB630, MB930, MB930K, MS400B, MS400T, MS500B, MS500PPB, MS500T		

control and safety thermostats

EGO

control thermostats

55.10/19_ series

			
1			
GEV No.	390924	Ref. No.	500070700
description	thermostat t.max. 90°C temperature range 30-90°C 1-pole 1CO 16A probe ø 20mm probe L 12mm capillary pipe 1500mm capillary pipe isolatedmm gland nut shaft Lmm shaft position° shaft position		
For models:	MB235LI, MB240LI, MB630, MB930, MB930K, MLP50, MLP56, MS400B, MS400E, MS500B, MS500E, MS800B, MS800E		



refrigeration thermostats

RANCO

K22 series



GEV No.	390207	Ref. No.	1LT018 1LT020 80001LT092
description	thermostat RANCO type K22L2030 probe ø 2mm probe Lmm capillary pipe 2000mm temperature range -13 up to -4°C		
For models:	IMF165, IMF35, IMF75, IML101, IML18, IML21, IML31, IML41, IML51, IML71, IMP25, IMP35, IMP45, IMP55, IMP70, IMP85		

K59 series



GEV No.	390960	Ref. No.	1LT019
description	thermostat RANCO type K59L1045 probe ø 2mm probe Lmm capillary pipe 2000mm icemaker		
For models:	IMF165, IMF35, IMF75		

accessories

plunger sockets



GEV No.	504139	Ref. No.	513135500 80002979
description	thermowell thread 3/8" L 38mm SS single ø 6.5mm		
For models:	MGL40, MS400T, MS500PPB, MS500T		




GEV No.	375948	Ref. No.	500063900 500087600 80004311
description	thermostat t.max. 90°C temperature range 30-90°C 1-pole 1CO 16A probe ø 6mm probe L 102mm capillary pipe 1000mm capillary pipe isolated 960mm gland nut shaft Lmm shaft position rotation 180°		
For models:	MB235LI, MB240LI, MB510E, MB510ER, MB520, MB520K, MB530, MB530K, MB535, MB630, MB630PS, MB920E, MB920ER, MB9235, MB9240, MB930, MB930K, MB930PS, MB930T, MB9500, MB9501, MB9503, MB9510, MB9510R, MB9920, MB9920R, MLP140, MLP50, MLP56, MLP60, MLP60E, MLP70, MLP80, MS1100, MS1100E, MS1100P, MS1300, MS1300E, MS1300P, MS350, MS350TRI, MS351, MS353, MS400B, MS400E, MS400T, MS450, MS450E, MS451, MS453...(Other models you can see in the webshop)		

safety thermostats

55.10/19_ series



GEV No.	375902	Ref. No.	500064000 80004309
description	safety thermostat switch-off temp. 125°C 1-pole 1NC 16A probe ø 6mm probe L 77mm capillary pipe 870mm capillary pipe isolated 700mm gland nut probe probe material SS screw connection M8x1		
For models:	MB235LI, MB240LI, MB510E, MB510ER, MB520, MB520K, MB530, MB530K, MB535, MB630, MB630PS, MB920E, MB920ER, MB9235, MB9240, MB930, MB930K, MB930PS, MB930T, MB9500, MB9501, MB9503, MB9510, MB9510R, MB9920, MB9920R, MGL40, MGL500, MLP140, MLP50, MLP56, MLP60, MLP60E, MLP70, MLP80, MS1100, MS1100E, MS1100P, MS1100T, MS1300, MS1300E, MS1300P, MS1300T, MS350, MS350TRI, MS351, MS353, MS400B, MS400E, MS400T...(Other models you can see in the webshop)		

IMIT / TEMPOMATIC / ARATHERMO

control thermostats




GEV No.	390192	Ref. No.	500000100 80001177
description	thermostat t.max. 90°C temperature range 0-90°C 1-pole 1CO 16A probe ø 6.5mm probe L 95mm capillary pipe 2000mm capillary pipe isolated 2000mm gland nut shaft ø 6x4.6mm shaft L 19mm shaft position upper° rotation 270° probe material copper		
For models:	GL220, GL250, MB510E, MB520, MB520K, MB530, MB530K, MB535, MB630, MB920E, MB930, MB930K, MLP140, MLP60, MLP60E, MLP70, MLP80, MS1100, MS1300, MS350, MS350PS, MS450, MS450E, MS450PS, MS700, MS700E, MS900		





switches and momentary switches

push/momentary push switches


28.5x28.5mm


			
1			
GEV No.	345550	Ref. No.	500005400 80001547
description	momentary push switch mounting measurements 28.5x28.5mm yellow 1NO 250V 16A connection male faston 6.3mm ambient temperature max. 85°C protection IP40		
For models:	MB235LI, MB240LI, MB535, MB9235, MB9240, MS1100, MS1100E, MS1100P, MS1300, MS1300E, MS1300P, MS350, MS350PS, MS350TRI, MS351, MS353, MS400E, MS450E, MS450PS, MS451, MS453, MS500E, MS700E, MS900, MS900E		


			
1			
GEV No.	345553	Ref. No.	500017800 80001955
description	push switch mounting measurements 28.5x28.5mm green 2NO 250V 16A connection male faston 6.3mm ambient temperature max. 150°C protection IP40		
For models:	MB235LI, MB240LI, MB535, MB9235, MB9240, MLP140, MLP60, MLP60E, MLP70, MLP80, MS351, MS353, MS400E, MS451, MS453, MS500E		


			
1			
GEV No.	345552	Ref. No.	500042500 500043400 500043400+500036600+500002000 80001999 80004349
description	push switch mounting measurements 28.5x28.5mm white 2CO 250V 16A connection male faston 6.3mm ambient temperature max. 150°C protection IP40		
For models:	MB520K, MB530K, MB535, MB930K, MGL500, MLP50, MS1100, MS1100E, MS1100P, MS1100T, MS1300, MS1300E, MS1300P, MS1300T, MS400B, MS400T, MS500B, MS500T, MS800B, MS800E, MS800T, MS900, MS900E, MS900T, MS905		


28.5x77.5mm


			
1			
GEV No.	347621	Ref. No.	500074600
description	double momentary switch latching/momentary mounting measurements 28.5x77.5mm green/blue/yellow 2CO/2NO/2NO 250V 16A connection male faston 6.3mm ambient temperature max. 85°C protection IP40		

			
1			
GEV No.	345555	Ref. No.	500040900 80001995
description	switch combination latching mounting measurements 28.5x77.5mm green/white/blue 2NO/2CO/2CO 250V 16A connection male faston 6.3mm ambient temperature max. 85°C protection IP40		
For models:	MS1100, MS1100E, MS1100P, MS1300, MS1300E, MS1300P, MS350, MS350PS, MS350TRI, MS450E, MS450PS, MS700E, MS900, MS900E		

			
1			
GEV No.	345554	Ref. No.	80001513 800087000
description	switch combination latching/latching/momentary mounting measurements 28.5x77.5mm green/white/yellow 2NO/2CO/1NO 250V 16A connection male faston 6.3mm ambient temperature max. 85°C protection IP40		
For models:	MB510E, MB520, MB520K, MB530, MB530K, MB630, MB920E, MB930, MB930K, MLP55, MLP60E, MLP80, MS350, MS350PS, MS350TRI		

			
1			
GEV No.	348018	Ref. No.	500005300
description	switch combination latching/latching/momentary mounting measurements 28.5x77.5mm green/white/yellow 2NO/2CO/1NO 250V 16A connection male faston 6.3mm ambient temperature max. 85°C protection IP40		
For models:	MLP50, MLP60E		

			
1			
GEV No.	345556	Ref. No.	500017900 500074500 80002973 80004381
description	switch combination latching/momentary mounting measurements 28.5x77.5mm green/blue/yellow 2NO/1NO/1NO 250V 16A connection male faston 6.3mm ambient temperature max. 85°C protection IP40		
For models:	MB510E, MB510ER, MB520, MB520K, MB530, MB530K, MB630, MB630PS, MB920E, MB920ER, MB930, MB930K, MB930PS, MB930T, MB9510, MB9510R, MB9920, MB9920R, MGL40, MGL500, MLP50, MS1100, MS1100E, MS1100P, MS1100T, MS1300, MS1300E, MS1300P, MS1300T, MS400B, MS400T, MS500B, MS500PPB, MS500T, MS800B, MS800T, MS900, MS900E, MS900T		


1

GEV No.	347957	Ref. No.	500083100
description	switch combination mounting measurements 28.5x77.5mm yellow/green 2NO/1NO/1NO 250V 16A connection male faston 6.3mm ambient temperature max. 150°C 4-pole		
For models:	MS800E, MS905		

position switches

PIZZATO


FR series



1

GEV No.	347958	Ref. No.	500036300 80001877
description	position switch plastic 2NO 400V 3A L 75mm W 31mm H 31mm protection IP67 actuating force: 350g screw connection PG13.5 mounting distance 22mm FR1001		
For models:	MS1100, MS1300, MS900		


float switches



1


GEV No.	403479	Ref. No.	2SL001
description	float switch 1CO 250V 4A F6.3		
For models:	IMP25, IMP35, IMP45, IMP55, IMP70, IMP85		

touch sensitive light switches



1

GEV No.	403481	Ref. No.	1LT066
description	light barrier receiver for ice maker		
For models:	IMF1000, IMF250, IMF2500, IMF500		




1

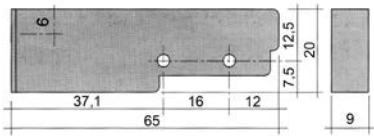
GEV No.	403480	Ref. No.	1LT065
description	light barrier transmitter for ice maker		
For models:	IMF1000, IMF250, IMF2500, IMF500		

magnetic switches

65x20mm




1



GEV No.	345116	Ref. No.	500046000 80002117
description	magnetic switch L 65mm W 20mm 1NO 250V 0.4A P max. 100W connection cable cable length 3000mm		
For models:	GL220, GL250, MB235LI, MB240LI, MB510E, MB510ER, MB520, MB520K, MB530, MB530K, MB535, MB630, MB630PS, MB920E, MB920ER, MB9235, MB9240, MB930, MB930K, MB930PS, MB930T, MB9500, MB9501, MB9503, MB9510, MB9510R, MB9920, MB9920R, MGL40, MGL500, MLP140, MLP50, MLP56, MLP60, MLP60E, MLP70, MLP80, MS1100, MS1100E, MS1100P, MS1100T, MS1300, MS1300E, MS1300P, MS1300T, MS350, MS350PS, MS350TRI, MS351, MS353... (Other models you can see in the webshop)		

accessories for 345116


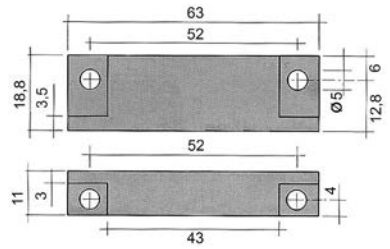
GEV No.	345399	Ref. No.	—
----------------	--------	-----------------	---



magnet \varnothing 3.3mm L 40mm H 8mm W 13mm hole distance 30mm M3

accessories

magnets

1

GEV No.	345336	Ref. No.	500046100
description	magnet \varnothing 4.8mm L 63mm H 11mm W 18.8mm hole distance 51mm M4		
For models:	MB235LI, MB240LI, MB510E, MB510ER, MB520, MB520K, MB530, MB530K, MB535, MB630, MB630PS, MB920E, MB920ER, MB9235, MB9240, MB930, MB930K, MB930PS, MB930T, MB9500, MB9501, MB9503, MB9510, MB9510R, MB9920, MB9920R, MGL40, MGL500, MLP140, MLP50, MLP56, MLP60, MLP60E, MLP70, MLP80, MS1100, MS1100E, MS1100P, MS1100T, MS1300, MS1300E, MS1300P, MS1300T, MS351, MS353, MS400B, MS400E, MS400T, MS451, MS453... (Other models you can see in the webshop)		

lamps

indicator lights

indicator lights 2-piece (lens and indicator lamp)

indicator light lenses

ø 6mm (type SQ-20)



1

GEV No.	359804	Ref. No.	500064800
description	indicator light lens yellow Qty 1 pcs ø 6mm		
For models:	MB235LI, MB240LI, MB510E, MB510ER, MB520, MB520K, MB530, MB530K, MB535, MB630, MB630PS, MB920E, MB920ER, MB9235, MB9240, MB930, MB930K, MB930PS, MB930T, MB9500, MB9501, MB9503, MB9510, MB9510R, MB9920, MB9920R, MLP50, MLP56, MLP60E, MS1100, MS1100E, MS1100P, MS1300, MS1300E, MS1300P, MS351, MS353, MS400B, MS400E, MS451, MS453, MS500B, MS500E, MS800B, MS800E, MS900, MS900E, MS905, MS9400, MS9401...(Other models you can see in the webshop)		

indicator lights (complete)

ø 6mm



1

GEV No.	359031	Ref. No.	500064600 80004313
description	indicator light ø 6mm 230V green		
For models:	MB235LI, MB240LI, MB510E, MB510ER, MB520, MB520K, MB530, MB530K, MB535, MB630, MB630PS, MB920E, MB920ER, MB9235, MB9240, MB930, MB930K, MB930PS, MB930T, MB9500, MB9501, MB9503, MB9510, MB9510R, MB9920, MB9920R, MLP140, MLP50, MLP56, MLP60, MLP60E, MLP70, MLP80, MS1100, MS1100E, MS1100P, MS1300, MS1300E, MS1300P, MS350, MS350TRI, MS351, MS353, MS400B, MS400E, MS450E, MS451, MS453, MS500B, MS500E...(Other models you can see in the webshop)		



1

GEV No.	359032	Ref. No.	500064500 80004315
description	indicator light ø 6mm 230V yellow		
For models:	MB235LI, MB240LI, MB510E, MB510ER, MB520, MB520K, MB530, MB530K, MB535, MB630, MB630PS, MB920E, MB920ER, MB9235, MB9240, MB930, MB930K, MB930PS, MB930T, MB9500, MB9501, MB9503, MB9510, MB9510R, MB9920, MB9920R, MLP50, MLP56, MLP60E, MS1100, MS1100E, MS1100P, MS1300, MS1300E, MS1300P, MS350, MS350TRI, MS351, MS353, MS400B, MS400E, MS450E, MS451, MS453, MS500B, MS500E, MS700E, MS800B, MS800E, MS900...(Other models you can see in the webshop)		

timers

programme timers



1

GEV No.	360201	Ref. No.	500041500 80004265
description	timer CDC 11803 engines 1 chambers 3 operation time 120s 230V shaft ømm shaft Lmm manif. no. 11803F1 / 360201 motor type M48R ATS		
For models:	MB235LI, MB240LI, MB510E, MB510ER, MB535, MB630, MB930, MB930K		




1

GEV No.	360737	Ref. No.	500068800 80004981
description	timer CDC 11901F1 engines 1 chambers 1 operation time 60s 230V		
For models:	MLP50		





1

GEV No.	360721	Ref. No.	500000900
description	timer CDC 4905MDV engines 2 chambers 5 operation time 6s / 3min 230V shaft ømm shaft Lmm manif. no. 4905MDVAPE000.1000		
For models:	MS400B, MS500B		






1

GEV No.	360202	Ref. No.	500001000 80002359
description	timer FIBER P25 engines 1 chambers 4 operation time 4min 230V shaft ømm shaft Lmm manuf. no. P255J04H699 motor type M51B-J0R6400		
For models:	MS350, MS350PS, MS350TRI		
spare parts for	360202		
	GEV No.	360673	Ref. No. —
	motor kit pinion ø 6.8mm teeth 15 230V voltage AC 50/60Hz turn direction clockwise motor ø 48mm H 18.5mm motor type UDS-40NE1RNZ165 cable length 150mm with holder		






1

GEV No.	360207	Ref. No.	1969 500000900 (old version) 80001969
description	timer FIBER P25 engines 2 chambers 5 operation time 6s / 3min 230V shaft ømm shaft Lmm manuf. no. P255J05JB87 motor type M51B-J0R6400 / M51BJ0L6400		
For models:	MS350, MS350PS, MS350TRI, MS400B, MS450, MS450E, MS450PS, MS500B		
spare parts for	360207		
	GEV No.	360673	Ref. No. —
	motor kit pinion ø 6.8mm teeth 15 230V voltage AC 50/60Hz turn direction clockwise motor ø 48mm H 18.5mm motor type UDS-40NE1RNZ165 cable length 150mm with holder		
	GEV No.	360674	Ref. No. —
	motor kit pinion ø 6.8mm teeth 15 230V voltage AC 50/60Hz turn direction counterclockwise motor ø 48mm H 18.5mm motor type UDS40NE1RNZ165 cable length 150mm with holder		




1

GEV No.	360208	Ref. No.	1855 500033600 80001855
description	timer FIBER P25 engines 2 chambers 5 operation time 6s / 6min 230V shaft ømm shaft Lmm manuf. no. P255J05JFB2 motor type M51B-J0R6400 / M51BJ0L6400		
For models:	MLP50, MLP55, MLP60E, MLP80		
spare parts for	360208		
	GEV No.	360673	Ref. No. —
	motor kit pinion ø 6.8mm teeth 15 230V voltage AC 50/60Hz turn direction clockwise motor ø 48mm H 18.5mm motor type UDS-40NE1RNZ165 cable length 150mm with holder		
	GEV No.	360674	Ref. No. —
	motor kit pinion ø 6.8mm teeth 15 230V voltage AC 50/60Hz turn direction counterclockwise motor ø 48mm H 18.5mm motor type UDS40NE1RNZ165 cable length 150mm with holder		





1

GEV No.	360203	Ref. No.	500016900 80001553
description	timer FIBER P26 engines 1 chambers 3 operation time 20min 230V shaft ømm shaft Lmm manuf. no. P265J03L103 motor type M61B40R6400		
For models:	MB520K, MB530K, MB930K, MS1300		




1

GEV No.	360051	Ref. No.	80001LT017
description	timer FIBER P36 engines 1 chambers 2 operation time 15min 230V shaft ømm shaft Lmm manuf. no. P365JR2J717 motor type M51B-J0R6400		
spare parts for	360051		
	GEV No.	360673	Ref. No. —
	motor kit pinion ø 6.8mm teeth 15 230V voltage AC 50/60Hz turn direction clockwise motor ø 48mm H 18.5mm motor type UDS-40NE1RNZ165 cable length 150mm with holder		



1

GEV No.	360344	Ref. No.	4603 500068300 80004603
description	timer FIBER PWE engines 1 chambers 3 operation time 150s 230V shaft ømm shaft Lmm manuf. no. PWE5J03H408 motor type M51B-J0R6400		
For models:	GL220, GL250, MB235LI, MB240LI, MB510E, MB510ER, MB520, MB520K, MB530, MB530K, MB535, MB630, MB920E, MB920ER, MB930, MB930K, MS351, MS353, MS400E, MS451, MS453, MS500E		
spare parts for	360344		
		GEV No. 360673	Ref. No. —
	motor kit pinion ø 6.8mm teeth 15 230V voltage AC 50/60Hz turn direction clockwise motor ø 48mm H 18.5mm motor type UDS-40NE1RNZ165 cable length 150mm with holder		

contactors


ISKRA (FANAL)

power contactors



1

GEV No.	380212	Ref. No.	500000600 80001173
description	power contactor resistive load 20A 230VAC (AC3/400V) 8.5A/5.5kW main contacts 3NO auxiliary contacts 1NC connection screw connection type Fanal K07M 01 type ISKRA DSL7 01		
For models:	GL220, GL250, MGL40, MLP140, MLP60, MLP60E, MLP70, MLP80, MS1100, MS1100E, MS1100P, MS1300, MS1300E, MS1300P, MS350, MS350TRI, MS450, MS450E, MS450PS, MS700, MS700E, MS900, MS900E		




1

GEV No.	380213	Ref. No.	500035100 80001857 80001LT029
description	power contactor resistive load 20A 230VAC (AC3/400V) 8.5A/5.5kW main contacts 3NO auxiliary contacts 1NO connection screw connection type Fanal DSL7 10 type ISKRA K07M 10		
For models:	MB510E, MB510ER, MB520, MB520K, MB530, MB530K, MB535, MB630, MB920E, MB920ER, MB930, MB930K, MB930T, MB9500, MB9503, MGL40, MGL500, MLP140, MLP50, MLP55, MLP56, MLP60, MLP60E, MLP70, MLP80, MS1100, MS1100E, MS1100P, MS1100T, MS1300, MS1300E, MS1300P, MS1300T, MS350, MS350PS, MS350TRI, MS351, MS353, MS400B, MS400T, MS450, MS450E, MS450PS, MS451, MS453, MS500B, MS500PPB, MS500T, MS700, MS700E...(Other models you can see in the webshop)		

relays


power relays

with bracket mounting




1

GEV No.	380312	Ref. No.	1LT080 80001LT080
description	power relays FINDER 230VAC 10A 3CO connection male faston 4.8mm bracket mounting dimensions 52x32.2x36.5mm manuf. no. 60.63.8.230.0000		
For models:	IMP25, IMP35, IMP45, IMP55, IMP70, IMP85		



1

GEV No.	380185	Ref. No.	1LT028
description	power relays Italiana Relè 230VAC 30A 1NO connection F6.3 bracket mounting dimensions 36.5x32.2x51.8mm manuf. no. A10-230AC-FA		
For models:	IMF165, IMF35, IMF75		



1

GEV No.	380368	Ref. No.	500019000 500019100 80004105 80004251
description	power relays ZETTLER ELECTRONICS 230VAC 30A 1NO/1NC connection male faston 6.3mm bracket mounting manuf. no. AZ 2280-1A-240AF AZ2280-1C-240AF		
For models:	MB235LI, MB240LI, MB930T, MGL500, MLP140, MLP50, MLP60, MLP60E, MLP70, MLP80, MS1100, MS1100E, MS1100P, MS1300, MS1300E, MS1300P, MS350, MS350TRI, MS351, MS353, MS400B, MS400E, MS400T, MS450, MS450E, MS451, MS453, MS500B, MS500E, MS500PPB, MS500T, MS700, MS700E, MS800B, MS800E, MS800T, MS900, MS900E, MS905		



electronic controllers

EVCO - EVERY CONTROL

electronic thermometers

built-in version



1	GEV No.	400754	Ref. No.	512063000	
	description	thermometer EVERY CONTROL type TM103T N7 mounting measurements 58x25.5mm 230V voltage AC -40 up to +110°C measuring input NTC front measurements 31x64mm protection IP54 accuracy 1%			
	For models:	MGL40, MGL500, MLP140, MLP60, MLP70, MLP80			
	accessories for	400754			
		GEV No.	379161	Ref. No.	—
		temperature probe NTC 10kOhm cable thermoplastic probe -40 up to +110°C cable -40 up to +110°C probe ø6x14mm cable length 3m without screw connection 2-wire			

miscellaneous

electronic thermometers



1	GEV No.	400713	Ref. No.	512042200 80002961
	description	thermometer		
	For models:	MGL40, MGL500, MLP140, MLP60, MLP60E, MLP70, MLP80		

universal controllers



1	GEV No.	400710	Ref. No.	500017100 80003939
	description	electronic controller type 9.5.17.90 00G 230V		
	For models:	MLP140, MLP60, MLP60E, MLP70, MLP80		

probes

universal probes

temperature probes

1				
	GEV No.	379458	Ref. No.	512063100
	description	temperature probe NTC 10kOhm cable silicone probe -40 up to +110°C cable -50 up to +180°C probe ø6x40mm cable length 1.5m without screw connection 2-wire		
	For models:	MGL40, MGL500, MLP140, MLP60, MLP70, MLP80		

1				
	GEV No.	379052	Ref. No.	512042300 80002959
	description	temperature probe PTC 1kOhm cable silicone probe -50 up to +150°C cable -50 up to +180°C probe ø6x40mm cable length 1.5m without screw connection 2-wire		
	For models:	MGL40, MGL500		

producer-specific probes

probes


1				
	GEV No.	377000	Ref. No.	1LT067
	description	probe PTC 1kOhm cable silicone probe -50 up to +150°C cable -50 up to +180°C connection 2-wire thread probe ø6x50mm cable length 1.2m		
	For models:	IMF1000, IMF250, IMF2500, IMF500		

1				
	GEV No.	400714	Ref. No.	500054800 80002963
	description	temperature probe NTC 100kOhm cable PVC probe -40 up to +125°C cable -10 up to 100°C connection male faston thread probe ø7x25mm cable length 3m		
	For models:	MB930T, MGL40, MGL500, MS1100T, MS1300T, MS400T, MS500PPB, MS500T, MS800T, MS900T		




electronics

PCBs




1

GEV No.	402953	Ref. No.	500086900
description	control PCB dishwasher MB630/930 L 133mm W 82mm		
For models:	MB630, MB630PS, MB9235, MB9240, MB930, MB930K, MB930PS, MB930T, MB9500, MB9501, MB9503, MB9510, MB9510R, MB9920, MB9920R, MLP50, MLP56, MS9400, MS9401, MS9403, MS9451, MS9453		



2

GEV No.	400717	Ref. No.	500055900 500055900 80002967
description	PCB		
For models:	MB930T, MGL40, MGL500, MS1100T, MS1300T, MS400T, MS500PPB, MS500T, MS800T, MS900T		




1

GEV No.	403892	Ref. No.	500095100
description	PCB L 135mm W 85mm		


keypads

front foils




1

GEV No.	504117	Ref. No.	512027600 512028500 80002511
description	keypad foil		
For models:	GL220, MB510E, MB510ER, MB520, MB520K, MB530, MB530K		



1

GEV No.	504119	Ref. No.	512027500 80002543
description	keypad foil		
For models:	MB535		



1

GEV No.	504129	Ref. No.	512044800 80002921
description	keypad foil		
For models:	MB630, MB930, MB930K, MB930PS, MB930T, MGL40		




1

GEV No.	504146	Ref. No.	512046000 80003827
description	keypad foil		
For models:	MLP140		




1

GEV No.	504147	Ref. No.	512048500 80003829
description	keypad foil		
For models:	MLP80		




1

GEV No.	504155	Ref. No.	512048600 80003863
description	keypad foil		
For models:	MLP60, MLP60E		



1

GEV No.	504172	Ref. No.	512040000 80004013
description	keypad foil		
For models:	MLP140, MLP70, MLP80		



1

GEV No.	504201	Ref. No.	512050700 80004289
description	keypad foil		
For models:	MLP60, MLP60E		

1 electric components



1

GEV No.	504108	Ref. No.	512027800 512028600 80002431
description	keypad foil dishwasher MB920/930		
For models:	MB630, MB920E, MB920ER, MB930, MB930K		



1

GEV No.	504123	Ref. No.	512028300 80002803
description	keypad foil silver/blue		
For models:	MS450, MS450E, MS450PS, MS700, MS700E		

membrane keypads



1

GEV No.	400712	Ref. No.	500032400 80001799
description	membrane keypad warewashing MS1100		
For models:	MS1100, MS1100E, MS1300, MS1300E, MS450, MS450E, MS450PS, MS700, MS900, MS900E		

keypad units



1

GEV No.	400711	Ref. No.	500017600 80003941
description	keypad unit		
For models:	MLP140, MLP60, MLP60E, MLP70, MLP80		

control panel



1

GEV No.	504384	Ref. No.	600007100
description	control panel W 650mm H 600mm complete		



1

GEV No.	504338	Ref. No.	600064500
description	switch panel MS/450 and MS/700 L 595mm W 65mm edition until year of construction 05/1995		

solenoid valves

solenoid valves (water)


ELBI





1


GEV No.	373013	Ref. No.	2DR064 80002DR064
description	solenoid valve single 230VAC inlet 3/4" outlet 11.5mm input/min output 2.5l/min DN10		
For models:	IML101, IML71, IMP25, IMP35, IMP45, IMP55, IMP70, IMP85		




ELTEK			
			
1			
GEV No.	370780	Ref. No.	2DR067
description	solenoid valve double straight 230VAC inlet 3/4 outlet 11.5mm input 7l/min output 1x1.2-1x2.5l/min DN10 ELTEK		
For models:	IML101, IML71, IMP25, IMP35, IMP45, IMP55, IMP70, IMP85		

			
1			
GEV No.	370781	Ref. No.	2DR027
description	solenoid valve double straight 230VAC inlet 3/4 outlet 11.5mm input 7l/min output/min DN10 ELTEK		
For models:	IML101, IML71		

			
1			
GEV No.	370779	Ref. No.	2DR025
description	solenoid valve single straight 230VAC inlet 3/4 outlet 11.5mm input 7l/min output 1.2l/min DN10 ELTEK		
For models:	IMF165, IMF35, IMF75, IML18, IML21, IML31, IML41, IML51		

RPE			
			
1			
GEV No.	374020	Ref. No.	50001300 80004479
description	solenoid valve double angled 230VAC inlet 3/4" outlet 13mm DN10 RPE		
For models:	GL220, GL250, MB510E, MB510ER, MB520, MB520K, MB530, MB530K, MB535, MB630, MB630PS, MB920E, MB920ER, MB930, MB930K, MB930PS, MB930T, MB9510, MB9510R, MB9920, MB9920R, MGL40, MLP140, MLP50, MLP60, MLP60E, MLP70, MLP80, MS1100, MS1100E, MS1100P, MS1100T, MS1300, MS1300E, MS1300P, MS1300T, MS350, MS350TRI, MS400B, MS400T, MS450, MS450E, MS500B, MS500PPB, MS500T, MS700, MS700E, MS800B, MS800T, MS900...(Other models you can see in the webshop)		

solenoid valves with reducers			
2-fold			
			
1			
GEV No.	370835	Ref. No.	2DR026
description	solenoid valve double straight 230VAC inlet 3/4 outlet 10.5mm input 7l/min output 2x1.2l/min DN10 t.max. 90°C RPE		
For models:	IML18, IML21, IML31, IML41, IML51		




































TP			
			
1			
GEV No.	370021	Ref. No.	500047800 80001537
description	solenoid valve double straight 230VAC inlet 3/4" outlet 11.5mm DN10 TP flow regulating valve inlet white		
For models:	GL220, GL250, MB510E, MB510ER, MB520, MB520K, MB530, MB530K, MB535, MB630, MB920E, MB930, MB930K, MGL40, MLP140, MLP60, MLP60E, MLP70, MLP80, MS1100, MS1300, MS350, MS350PS, MS450, MS450E, MS450PS, MS700, MS700E, MS900		
spare parts for	370021		
		GEV No.	371013
		Ref. No.	—
	solenoid coil TP 230VAC 50/60Hz		
accessories for	370021		
		GEV No.	371220
		Ref. No.	—
	reducer TP flow rate 3l/min red tolerance ±15%		
		GEV No.	371221
		Ref. No.	—
	reducer TP flow rate 5.5l/min yellow tolerance ±15%		
		GEV No.	371222
		Ref. No.	—
	reducer TP flow rate 6l/min grey tolerance ±15%		
		GEV No.	371223
		Ref. No.	—
	reducer TP flow rate 10l/min white tolerance ±15%		
		GEV No.	371224
		Ref. No.	—
	reducer TP flow rate 12l/min bronze tolerance ±15%		
		GEV No.	371225
		Ref. No.	—
	reducer TP flow rate 16l/min light brown tolerance ±15%		
		GEV No.	371226
		Ref. No.	—
	reducer TP flow rate 20l/min red tolerance ±15%		
		GEV No.	371230
		Ref. No.	—
	reducer TP flow rate 0.25l/min red tolerance ±25%		
		GEV No.	371231
		Ref. No.	—
	reducer TP flow rate 0.35l/min violet tolerance ±25%		

Table continues overleaf

accessories for		370021		
	GEV No.	371232	Ref. No.	—
reducer TP flow rate 0.5l/min orange tolerance ±25%				
	GEV No.	371233	Ref. No.	—
reducer TP flow rate 0.8l/min white tolerance ±25%				
	GEV No.	371234	Ref. No.	—
reducer TP flow rate 1l/min light blue tolerance ±25%				
	GEV No.	371235	Ref. No.	—
reducer TP flow rate 1.2l/min brown tolerance ±25%				
	GEV No.	371236	Ref. No.	—
reducer TP flow rate 1.5l/min light brown tolerance ±25%				
	GEV No.	371237	Ref. No.	—
reducer TP flow rate 2.5l/min yellow tolerance ±25%				
	GEV No.	371238	Ref. No.	—
reducer TP flow rate 3.4l/min dark green tolerance ±25%				
	GEV No.	371239	Ref. No.	—
reducer TP flow rate 5l/min black tolerance ±25%				
	GEV No.	371240	Ref. No.	—
reducer TP flow rate 8l/min blue tolerance ±20%				

				
GEV No.	370017	Ref. No.	500081300 80004267	
description	solenoid valve single straight 230VAC inlet 3/4" outlet 11.5mm DN10 TP p max 10bar			
For models:	MB235LI, MB240LI, MB9235, MB9240, MB9500, MB9501, MB9503, MLP50, MLP56, MS351, MS353, MS400E, MS451, MS453, MS500E, MS800E, MS905, MS9400, MS9401, MS9403, MS9451, MS9453			
spare parts for	370017			
	GEV No.	371013	Ref. No.	—
solenoid coil TP 230VAC 50/60Hz				
accessories for	370017			
	GEV No.	371220	Ref. No.	—
reducer TP flow rate 3l/min red tolerance ±15%				
	GEV No.	371221	Ref. No.	—
reducer TP flow rate 5.5l/min yellow tolerance ±15%				
	GEV No.	371222	Ref. No.	—
reducer TP flow rate 6l/min grey tolerance ±15%				
	GEV No.	371223	Ref. No.	—
reducer TP flow rate 10l/min white tolerance ±15%				

accessories for		370017		
	GEV No.	371224	Ref. No.	—
reducer TP flow rate 12l/min bronze tolerance ±15%				
	GEV No.	371225	Ref. No.	—
reducer TP flow rate 16l/min light brown tolerance ±15%				
	GEV No.	371226	Ref. No.	—
reducer TP flow rate 20l/min red tolerance ±15%				
	GEV No.	371230	Ref. No.	—
reducer TP flow rate 0.25l/min red tolerance ±25%				
	GEV No.	371231	Ref. No.	—
reducer TP flow rate 0.35l/min violet tolerance ±25%				
	GEV No.	371232	Ref. No.	—
reducer TP flow rate 0.5l/min orange tolerance ±25%				
	GEV No.	371233	Ref. No.	—
reducer TP flow rate 0.8l/min white tolerance ±25%				
	GEV No.	371234	Ref. No.	—
reducer TP flow rate 1l/min light blue tolerance ±25%				
	GEV No.	371235	Ref. No.	—
reducer TP flow rate 1.2l/min brown tolerance ±25%				
	GEV No.	371236	Ref. No.	—
reducer TP flow rate 1.5l/min light brown tolerance ±25%				
	GEV No.	371237	Ref. No.	—
reducer TP flow rate 2.5l/min yellow tolerance ±25%				
	GEV No.	371238	Ref. No.	—
reducer TP flow rate 3.4l/min dark green tolerance ±25%				
	GEV No.	371239	Ref. No.	—
reducer TP flow rate 5l/min black tolerance ±25%				
	GEV No.	371240	Ref. No.	—
reducer TP flow rate 8l/min blue tolerance ±20%				



				
GEV No.	370025	Ref. No.	500001200 80001195	
description	solenoid valve triple straight 230VAC inlet 3/4" outlet 11.5mm DN10 TP			
For models:	MB520K, MB530K, MB930K, MGL500			
spare parts for	370025			
	GEV No.	371013	Ref. No.	—
solenoid coil TP 230VAC 50/60Hz				

Table continues overleaf




accessories for		370025		
GEV No.		371220	Ref. No.	—
	reducer TP flow rate 3l/min red tolerance ±15%			
	reducer TP flow rate 5.5l/min yellow tolerance ±15%			
	reducer TP flow rate 6l/min grey tolerance ±15%			
	reducer TP flow rate 10l/min white tolerance ±15%			
	reducer TP flow rate 12l/min bronze tolerance ±15%			
	reducer TP flow rate 16l/min light brown tolerance ±15%			
	reducer TP flow rate 20l/min red tolerance ±15%			
	reducer TP flow rate 0.25l/min red tolerance ±25%			
	reducer TP flow rate 0.35l/min violet tolerance ±25%			
	reducer TP flow rate 0.5l/min orange tolerance ±25%			
	reducer TP flow rate 0.8l/min white tolerance ±25%			
	reducer TP flow rate 1l/min light blue tolerance ±25%			
	reducer TP flow rate 1.2l/min brown tolerance ±25%			
	reducer TP flow rate 1.5l/min light brown tolerance ±25%			
	reducer TP flow rate 2.5l/min yellow tolerance ±25%			
	reducer TP flow rate 3.4l/min dark green tolerance ±25%			
	reducer TP flow rate 5l/min black tolerance ±25%			
	reducer TP flow rate 8l/min blue tolerance ±20%			

solenoid valves (refrigeration)

PARKER

valves



GEV No.	370782	Ref. No.	1RF123
description	solenoid valve 230V connection 16mm soldering connection PARKER refrigeration straight		
For models:	IML101, IML31, IML41, IML51, IML71		
spare parts for	370782		
	GEV No.	371033	Ref. No. —
	solenoid coil PARKER 230VAC 9VA coil type YB09 with cable seat ø 14mm		



GEV No.	370784	Ref. No.	1RF112
description	solenoid valve 230V connection 6mm soldering connection PARKER refrigeration straight		
For models:	IML18, IML21		

Solenoid valve - accessories



GEV No.	504132	Ref. No.	511042300 80002935
description	solenoid valve connection thread 1¼"		
For models:	MGL40		



GEV No.	504133	Ref. No.	511042400 80002937
description	solenoid valve connection T-shape thread 1¼"		
For models:	MGL40		



pressure switches

for warewashing

Ø 58mm with male faston 6.3mm

with connection horizontal



GEV No.	541142	Ref. No.	500000500 80002283 80002285 80002287
description	pressure control pressure range 123/75mbar connection 6mm Ø 58mm pressure connection horizontal warewashing		
For models:	MLP50, MS1100, MS1100E, MS1100P, MS1300, MS1300E, MS1300P, MS700, MS700E, MS900, MS900E, MS905		



GEV No.	542428	Ref. No.	500043700
description	pressure control pressure range 200/60mbar connection 6mm Ø 58mm pressure connection horizontal warewashing		
For models:	MLP140, MLP60, MLP60E, MLP70, MLP80		



GEV No.	541161	Ref. No.	500043700 (old version) 80004427
description	pressure control pressure range 205/95mbar connection 6mm Ø 58mm horizontal pressure connection horizontal warewashing		
For models:	MLP140, MLP60, MLP60E, MLP70, MLP80		



GEV No.	541001	Ref. No.	500042700 80002273 80002289
description	pressure control pressure range 35/17mbar connection 6mm Ø 58mm pressure connection horizontal warewashing		
For models:	GL220, MB235LI, MB240LI, MB510E, MB510ER, MB520, MB520K, MB530, MB530K, MB535, MB630, MB630PS, MB920E, MB920ER, MB9235, MB9240, MB930, MB930K, MB930PS, MB930T, MB9510, MB9510R, MB9920, MB9920R, MGL500, MLP140, MLP50, MLP60, MLP60E, MLP70, MLP80		



GEV No.	541159	Ref. No.	500000400 80002277 80002279 80002281
description	pressure control pressure range 56/25mbar connection 6mm Ø 58mm pressure connection horizontal warewashing pressure connection Ø 6mm		
For models:	GL250, MB235LI, MB240LI, MB510E, MB510ER, MB630, MB920E, MB920ER, MB930, MB930K, MB9500, MB9501, MB9503, MLP50, MLP56, MS1100E, MS1100P, MS1100T, MS1300E, MS1300P, MS1300T, MS350, MS350PS, MS350TRI, MS351, MS353, MS400B, MS400E, MS400T, MS450, MS450E, MS450PS, MS451, MS453, MS500B, MS500E, MS500T, MS800B, MS800E, MS800T, MS900E, MS900T, MS905, MS9400, MS9401, MS9403, MS9451, MS9453		

accessories



GEV No.	504112	Ref. No.	513060600 80002463
description	bracket for pressure switch		
For models:	GL220, GL250, MB510E, MB520, MB520K, MB530, MB530K, MB535, MB630, MB930, MB930K, MLP140, MLP60, MLP60E, MLP70, MLP80, MS1100, MS1100E, MS1100P, MS1100T, MS1300, MS1300E, MS1300P, MS1300T, MS350, MS350PS, MS450, MS450E, MS450PS, MS700, MS700E, MS900, MS900E, MS900T, MS905		


for refrigeration

RANCO DWFK series




GEV No.	542133	Ref. No.	1LT075 8001LT075
description	pressure control pressure range 9-10bar switching diff. 1bar type ACB-2UA574W		
For models:	IML18		



1 

GEV No.	542132	Ref. No.	1LT093 80001LT093
description	pressure control vertical pressure range 17-19bar switching diff. 2bar type NSDHF10A39200 250V 6A		
For models:	IMF165, IMF250, IMF35, IMF500, IMF75, IML101, IML21, IML31, IML41, IML51, IML71, IMP25, IMP35, IMP45, IMP55, IMP70, IMP85		

electrodes

1 


GEV No.	504138	Ref. No.	513135200 80002975
description	level electrode M10 total length 56mm probe L 30mm insulated probe length 26mm connection bullet connector ø 14mm		
For models:	MGL40, MGL500, MLP140, MLP70, MLP80		

motors

gear motors

for ice-cube maker

for paddles

1 

GEV No.	500407	Ref. No.	1LT078
description	gear motor LIP type 123MR 8W 220/240V voltage AC 50/60Hz 50rpm turn direction counterclockwise shaft ø 4mm shaft intake ø 6.2mm groove width 2.3mm shaft L 8mm shaft ø 4mm W 74mm		
For models:	IMP25, IMP35, IMP45, IMP55, IMP70, IMP85		

miscellaneous


1 

GEV No.	601967	Ref. No.	1LT079 80001LT079
description	gear motor LIP type 123MR 11W 220/240V voltage AC 50/60Hz 1rpm shaft ø 7mm		
For models:	IMP45, IMP55, IMP70, IMP85		

motors

for ice-cube maker

complete

1 

GEV No.	601968	Ref. No.	1LT027
description	motor 184W 220/240V 50/60Hz 1 phase shaft ø 11mm 1300rpm type 11037703 L 185mm 1.5A 0.184kW		
For models:	IMF165, IMF250, IMF35, IMF75		

pumps

wash and rinse pumps

EBARA

pumps

1 

GEV No.	500333	Ref. No.	512040200 512044300 512046400 80004015
description	pump inlet ø 1 1/4" IT outlet ø 1" type CDXHM/A 70/5 230V 50Hz 0.37kW capacitor 12.5µF EBARA 0.5HP		
For models:	MLP140, MLP70, MLP80		
accessories for	500333		
	GEV No.	365014	Ref. No. —
	operating capacitor capacity 12.5µF 450V tolerance 5%Hz ambient temperature max. -25 to +85°C ø 35mm L 70mm M8 plastic connection male faston 6.3mm 45S.C3DS.12.5 protection		



FIR

pumps



1

GEV No.	500331	Ref. No.	512012300 512026300 80002261 80002865
description	pump inlet ø 30mm outlet ø 30mm type B286.1650 230V 50Hz 1 phase 0.37kW 0.5HP L 195mm rotation direction right capacitor 12.5µF FIR		
For models:	GL250, MB630, MB930, MB930K, MB930T, MGL40		
spare parts for	500331		
	GEV No.	365014	Ref. No. —
	operating capacitor capacity 12.5µF 450V tolerance 5%Hz ambient temperature max. -25 to +85°C ø 35mm L 70mm M8 plastic connection male faston 6.3mm 45S.C3DS.12.5 protection		
	GEV No.	510607	Ref. No. —
	impellor ø 85mm H 29mm shaft intake ø 9x8mm rotation direction right blades 6		
	GEV No.	510695	Ref. No. 512014800 80001523
	mechanical shaft seal height counter ring 5.5mm ID ø 11mm		
	GEV No.	521571	Ref. No. 512012700
	pump cover FIR inlet ø 30mm outlet ø 30mm turn direction right ø 128mm ID ø 100mm inner height 21mm		
	GEV No.	521701	Ref. No. 512014700 80002157
	pump cover gasket		
	GEV No.	521707	Ref. No. —
	pump cover gasket		









1

GEV No.	500327	Ref. No.	512012200 80001511
description	pump inlet ø 30mm outlet ø 30mm type B287.1650 230V 50Hz 1 phase 0.24kW 0.33HP L 180mm rotation direction right capacitor 10µF FIR		
For models:	GL220, MB510E, MB510ER, MB520, MB520K, MB530, MB530K, MB535, MB630, MB630PS, MB920E, MB920ER, MB930, MB930K, MB930PS, MB930T		
spare parts for	500327		
	GEV No.	365015	Ref. No. 512008200 80001509
	operating capacitor capacity 10µF 400V tolerance 5%Hz ambient temperature max. -25 to +85°C ø 35.5mm L 59mm M8 plastic connection male faston 6.3mm protection		
	GEV No.	510607	Ref. No. —
	impellor ø 85mm H 29mm shaft intake ø 9x8mm rotation direction right blades 6		
	GEV No.	510695	Ref. No. 512014800 80001523
	mechanical shaft seal height counter ring 5.5mm ID ø 11mm		
	GEV No.	521571	Ref. No. 512012700
	pump cover FIR inlet ø 30mm outlet ø 30mm turn direction right ø 128mm ID ø 100mm inner height 21mm		
	GEV No.	521701	Ref. No. 512014700 80002157
	pump cover gasket		
	GEV No.	521707	Ref. No. —
	pump cover gasket		



1

GEV No.	500038	Ref. No.	512074800
description	pump inlet ø 45mm outlet ø 40mm type 3911.1425 230V 50Hz 1 phase 0.55kW 0.75HP L 205mm rotation direction right capacitor 10µF FIR		
spare parts for	500038		
	GEV No.	365015	Ref. No. 512008200 80001509
	operating capacitor capacity 10µF 400V tolerance 5%Hz ambient temperature max. -25 to +85°C ø 35.5mm L 59mm M8 plastic connection male faston 6.3mm protection		
	GEV No.	510508	Ref. No. —
	pump cover FIR inlet ø 45mm outlet ø 40mm pump type PU 0.5/3911 turn direction right ø 160mm ID ø 125mm inner height 25mm		
	GEV No.	510610	Ref. No. 512012000 80001287
	impeller ø 95.5mm H 23mm shaft intake ø 9/8mm rotation direction right seat ø 16mm blades 6		
	GEV No.	510692	Ref. No. 512012100 80001285
	mechanical shaft seal for shaft ø 11mm slide ring ext. ø 24mm slide ring H 13mm counter ring mounting ø 26mm height counter ring 8mm counter ring int. ø 14mm		
	GEV No.	521702	Ref. No. 512013500 80001289
	pump cover gasket thickness 3.5x4.5mm Qty 1 pcs		
accessories for	500038		
	GEV No.	551286	Ref. No. —
	adapter L 120mm 4-pole for Meiko pump suitable for 500038 plug type dependent on equipment		



1

GEV No.	500981	Ref. No.	512055400
description	pump inlet ø 45mm outlet ø 40mm type 4281.2350 230V 50Hz 1 phase 0.55kW 0.75HP L 230mm rotation direction right capacitor 12.5µF FIR		
For models:	MGL500, MS400B, MS400T, MS500B, MS500T		




1

GEV No.	499362	Ref. No.	512080700 512080800
description	pump inlet ø 63 outlet ø 48 type 4295.2351 230V 50Hz 1 phase 0.9kW L 270mm rotation direction right capacitor 16µF FIR with mounting angle 2800rpm nominal 4.2A		







1



GEV No.	500155	Ref. No.	512019900 80004223
description	pump inlet \varnothing 63mm outlet \varnothing 47mm type 1225 230V 50Hz 1 phase 1.1kW 1.5HP L 335mm rotation direction right capacitor 31.5 μ F FIR		
For models:	MS1100, MS1100E, MS1100T, MS900, MS900E, MS900T		
spare parts for	500155		
	GEV No.	365016	Ref. No. —
	operating capacitor capacity 31.5 μ F 400V tolerance 5%Hz ambient temperature max. -25 to +85°C \varnothing 45mm L 95mm M8 plastic connection male faston 6.3mm protection		
	GEV No.	510602	Ref. No. 512047100 80002859
	impellor \varnothing 110mm H 34mm rotation direction right thread M8L shaft \varnothing 28mm seat \varnothing 12.2mm blades 6		
	GEV No.	510693	Ref. No. 512011200 80001305 80004115 80004671
	mechanical shaft seal for shaft \varnothing 12mm slide ring ext. \varnothing 24mm slide ring H 15.5mm slide ring int. \varnothing 11mm counter ring mounting \varnothing 24mm height counter ring 8mm counter ring int. \varnothing 13.5mm		
	GEV No.	521513	Ref. No. 512012500
	pump cover FIR inlet \varnothing 63mm outlet \varnothing 47mm turn direction right ID \varnothing 150mm inner height 32mm		
	GEV No.	524416	Ref. No. —
	pump cover gasket thickness 4x4mm Qty 1 pcs		








1

GEV No.	500023	Ref. No.	512032400 80002409
description	pump inlet \varnothing 63mm outlet \varnothing 47mm type 1225.2725 230/400V 50Hz 3 phase 1.1kW 1.5HP L 335mm rotation direction right FIR		
For models:	MS1100, MS1100E, MS1100T, MS900, MS900E, MS900T		
spare parts for	500023		
	GEV No.	510602	Ref. No. 512047100 80002859
	impellor \varnothing 110mm H 34mm rotation direction right thread M8L shaft \varnothing 28mm seat \varnothing 12.2mm blades 6		
	GEV No.	510693	Ref. No. 512011200 80001305 80004115 80004671
	mechanical shaft seal for shaft \varnothing 12mm slide ring ext. \varnothing 24mm slide ring H 15.5mm slide ring int. \varnothing 11mm counter ring mounting \varnothing 24mm height counter ring 8mm counter ring int. \varnothing 13.5mm		
	GEV No.	521513	Ref. No. 512012500
	pump cover FIR inlet \varnothing 63mm outlet \varnothing 47mm turn direction right ID \varnothing 150mm inner height 32mm		
	GEV No.	524416	Ref. No. —
	pump cover gasket thickness 4x4mm Qty 1 pcs		








GEV No.	500323	Ref. No.	512049800 80004255
description	pump inlet ø 63mm outlet ø 47mm type 1227.2721 230/400V 50Hz 3 phase 2kW 2.7HP L 335mm rotation direction right FIR		
For models:	MB240LI, MLP60, MLP60E		
spare parts for	500323		
	GEV No.	510599	Ref. No. 512052800 80004669
	impellor ø 123mm H 34mm M8L		
	GEV No.	510693	Ref. No. 512011200 80001305 80004115 80004671
	mechanical shaft seal for shaft ø 12mm slide ring ext. ø 24mm slide ring H 15.5mm slide ring int. ø 11mm counter ring mounting ø 24mm height counter ring 8mm counter ring int. ø 13.5mm		
	GEV No.	521513	Ref. No. 512012500
	pump cover FIR inlet ø 63mm outlet ø 47mm turn direction right ID ø 150mm inner height 32mm		
	GEV No.	524416	Ref. No. —
	pump cover gasket thickness 4x4mm Qty 1 pcs		




GEV No.	500325	Ref. No.	512007600 80001297
description	pump inlet ø 63mm outlet ø 47mm type 1293.1603 230V 50Hz 1 phase 0.55kW 0.75HP L 300mm rotation direction right capacitor 12.5µF FIR		
For models:	MS450, MS450E, MS450PS		
spare parts for	500325		
	GEV No.	365014	Ref. No. —
	operating capacitor capacity 12.5µF 450V tolerance 5%Hz ambient temperature max. -25 to +85°C ø 35mm L 70mm M8 plastic connection male faston 6.3mm 45S.C3DS.12.5 protection		
	GEV No.	510601	Ref. No. 512011700 80001307
	impellor ø 103mm H 25mm rotation direction right thread M8L seat ø 12.2mm blades 6		
	GEV No.	510693	Ref. No. 512011200 80001305 80004115 80004671
	mechanical shaft seal for shaft ø 12mm slide ring ext. ø 24mm slide ring H 15.5mm slide ring int. ø 11mm counter ring mounting ø 24mm height counter ring 8mm counter ring int. ø 13.5mm		
	GEV No.	521513	Ref. No. 512012500
	pump cover FIR inlet ø 63mm outlet ø 47mm turn direction right ID ø 150mm inner height 32mm		
	GEV No.	524416	Ref. No. —
	pump cover gasket thickness 4x4mm Qty 1 pcs		







1

GEV No.	500330	Ref. No.	512014400 80004225
description	pump inlet ø 63mm outlet ø 47mm type 1295.1409 230V 50Hz 1 phase 0.88kW 1.2HP L 305mm rotation direction right capacitor 12.5µF FIR		
For models:	MS1100, MS1100E, MS1100T, MS900, MS900E, MS900T, MS905		
spare parts for	500330		
	GEV No.	365014	Ref. No. —
	operating capacitor capacity 12.5µF 450V tolerance 5%Hz ambient temperature max. -25 to +85°C ø 35mm L 70mm M8 plastic connection male faston 6.3mm 45S.C3DS.12.5 protection		
	GEV No.	510693	Ref. No. 512011200 80001305 80004115 80004671
	mechanical shaft seal for shaft ø 12mm slide ring ext. ø 24mm slide ring H 15.5mm slide ring int. ø 11mm counter ring mounting ø 24mm height counter ring 8mm counter ring int. ø 13.5mm		
	GEV No.	521213	Ref. No. 512011800 80001697
	impellor ø 117mm H 24mm M8L		
	GEV No.	521513	Ref. No. 512012500
	pump cover FIR inlet ø 63mm outlet ø 47mm turn direction right ID ø 150mm inner height 32mm		
	GEV No.	524416	Ref. No. —
	pump cover gasket thickness 4x4mm Qty 1 pcs		





1


GEV No.	500029	Ref. No.	512007700 512024200 51204400 80001685 80002139
description	pump inlet ø 63mm outlet ø 47mm type 1295.2503 230/400V 50Hz 3 phase 0.88kW 1.2HP L 305mm rotation direction right FIR		
For models:	MS1100, MS1100E, MS1100T, MS700, MS700E, MS900, MS900E, MS900T		
spare parts for	500029		
	GEV No.	510693	Ref. No. 512011200 80001305 80004115 80004671
	mechanical shaft seal for shaft ø 12mm slide ring ext. ø 24mm slide ring H 15.5mm slide ring int. ø 11mm counter ring mounting ø 24mm height counter ring 8mm counter ring int. ø 13.5mm		
	GEV No.	521213	Ref. No. 512011800 80001697
	impellor ø 117mm H 24mm M8L		
	GEV No.	521513	Ref. No. 512012500
	pump cover FIR inlet ø 63mm outlet ø 47mm turn direction right ID ø 150mm inner height 32mm		
	GEV No.	524416	Ref. No. —
	pump cover gasket thickness 4x4mm Qty 1 pcs		







GEV No.	500031	Ref. No.	512039800 80003823
description	pump inlet ø 63mm outlet ø 53mm type 1205.2528 230/400V 50Hz 3 phase 2kW 2.7HP L 330mm rotation direction left FIR		
For models:	MLP70, MLP80, MS1100P, MS1300P		
spare parts for	500031		
	GEV No.	510357	Ref. No. 512052700 80004113
	impellor ø 124mm H 34/16mm thread M8R blades 6		
	GEV No.	510523	Ref. No. —
	fan wheel ø 142mm shaft intake ø 15mm blades 12		
	GEV No.	510531	Ref. No. 512013700
	pump cover FIR inlet ø 63mm outlet ø 53mm auxiliary pressure connection M16x1.5mm supporting pressure open turn direction left ø 185mm ID ø 150mm inner hight 37mm		
	GEV No.	510693	Ref. No. 512011200 80001305 80004115 80004671
	mechanical shaft seal for shaft ø 12mm slide ringext. ø 24mm slide ring H 15.5mm slide ring int. ø 11mm counter ring mounting ø 24mm height counter ring 8mm counter ring int. ø 13.5mm		
	GEV No.	524416	Ref. No. —
	pump cover gasket thickness 4x4mm Qty 1 pcs		







GEV No.	500119	Ref. No.	512014500 80004221
description	pump inlet ø 63mm outlet ø 53mm type 1241.1402 230V 50Hz 1 phase 1.1kW 1.5HP L 330mm rotation direction left capacitor 31.5µF FIR		
For models:	MS1300, MS1300E, MS1300T		
spare parts for	500119		
	GEV No.	365016	Ref. No. —
	operating capacitor capacity 31.5µF 400V tolerance 5%Hz ambient temperature max. -25 to +85°C ø 45mm L 95mm M8 plastic connection male faston 6.3mm protection		
	GEV No.	510531	Ref. No. 512013700
	pump cover FIR inlet ø 63mm outlet ø 53mm auxiliary pressure connection M16x1.5mm supporting pressure open turn direction left ø 185mm ID ø 150mm inner hight 37mm		
	GEV No.	510612	Ref. No. 512011900 80001441
	impellor ø 110mm H 34mm M8R		
	GEV No.	510693	Ref. No. 512011200 80001305 80004115 80004671
	mechanical shaft seal for shaft ø 12mm slide ringext. ø 24mm slide ring H 15.5mm slide ring int. ø 11mm counter ring mounting ø 24mm height counter ring 8mm counter ring int. ø 13.5mm		
	GEV No.	524416	Ref. No. —
	pump cover gasket thickness 4x4mm Qty 1 pcs		



1			
GEV No.	500111	Ref. No.	512007800 80001423
description	pump inlet ø 63mm outlet ø 53mm type 1241.2500 230/400V 50Hz 3 phase 1.1kW 1.5HP L 330mm rotation direction left FIR		
For models:	MS1300, MS1300E, MS1300T		
spare parts for	500111		
	GEV No.	510531	Ref. No. 512013700
	pump cover FIR inlet ø 63mm outlet ø 53mm auxiliary pressure connection M16x1.5mm supporting pressure open turn direction left ø 185mm ID ø 150mm inner height 37mm		
	GEV No.	510612	Ref. No. 512011900 80001441
	impellor ø 110mm H 34mm M8R		
	GEV No.	510693	Ref. No. 512011200 80001305 80004115 80004671
	mechanical shaft seal for shaft ø 12mm slide ring ext. ø 24mm slide ring H 15.5mm slide ring int. ø 11mm counter ring mounting ø 24mm height counter ring 8mm counter ring int. ø 13.5mm		
	GEV No.	524416	Ref. No. —
	pump cover gasket thickness 4x4mm Qty 1 pcs		



1			
GEV No.	500324	Ref. No.	512044700 80004023
description	pump inlet ø 63mm outlet ø 53mm type 1243.2591 230/400V 50Hz 3 phase 2.35kW 3.2HP L 365mm rotation direction left FIR		
For models:	MLP140, MLP70, MLP80		
spare parts for	500324		
	GEV No.	510357	Ref. No. 512052700 80004113
	impellor ø 124mm H 34/16mm thread M8R blades 6		

spare parts for	500324		
	GEV No.	510531	Ref. No. 512013700
	pump cover FIR inlet ø 63mm outlet ø 53mm auxiliary pressure connection M16x1.5mm supporting pressure open turn direction left ø 185mm ID ø 150mm inner height 37mm		
	GEV No.	510693	Ref. No. 512011200 80001305 80004115 80004671
	mechanical shaft seal for shaft ø 12mm slide ring ext. ø 24mm slide ring H 15.5mm slide ring int. ø 11mm counter ring mounting ø 24mm height counter ring 8mm counter ring int. ø 13.5mm		
	GEV No.	524416	Ref. No. —
	pump cover gasket thickness 4x4mm Qty 1 pcs		

LGB



1			
GEV No.	500328	Ref. No.	512007300 512029600 80001201 80002309
description	pump		
For models:	MS350, MS350PS, MS350TRI		




1			
GEV No.	499061	Ref. No.	512050800 80004317
description	pump inlet ø 28mm outlet ø 26mm type ZF115SX 230V 50Hz 1 phase 0.21kW L 190mm capacitor 5µF LGB		
For models:	MB235LI, MB9235, MB9240		
spare parts for	499061		
	GEV No.	510122	Ref. No. —
	pump cover LGB inlet ø 28mm outlet ø 26mm auxiliary pressure connection 13mm supporting pressure open ø 98mm ID ø 77mm inner height 31mm		

Table continues overleaf

spare parts for 499061				
	GEV No.	510703	Ref. No.	512063400
	mechanical shaft seal for shaft ø 13mm slide ring H 13mm height counter ring 5.5mm ED ø 26mm			
	GEV No.	521221	Ref. No.	—
	impellor ø 67mm H 16mm rotation direction right thread M7L shaft ø 13mm shaft length 12mm blades 8			
	GEV No.	528800	Ref. No.	—
	O-ring EPDM thickness 2.62mm ID ø 75.87mm Qty 1 pcs			
accessories for 499061				
	GEV No.	365017	Ref. No.	—
	operating capacitor capacity 5µF 450V tolerance 5% 50/60Hz ambient temperature max. -25 to +85°C ø 28mm L 54mm M8 plastic connection male faston 6.3mm 16.10.08 protection			



1				
GEV No.	500583	Ref. No.	512049600 80004271	
description	pump inlet ø 28mm outlet ø 26mm type ZF130SX 230V 50Hz 1 phase 0.2kW 0.27HP L 195mm rotation direction right capacitor 6.3µF LGB			
For models:	MB235LI, MB240LI			
spare parts for 500583				
	GEV No.	509004	Ref. No.	—
	impellor ø 71mm H 16mm M7L rotation direction right shaft ø 13mm shaft length 13mm blades 8			
	GEV No.	510703	Ref. No.	512063400
	mechanical shaft seal for shaft ø 13mm slide ring H 13mm height counter ring 5.5mm ED ø 26mm			




1				
GEV No.	499154	Ref. No.	512055500 80004611	
description	pump inlet ø 45mm outlet ø 38mm type ZF320SX 230V 50Hz 1 phase 0.55kW 0.75HP L 205mm rotation direction right capacitor 12.5µF LGB			
For models:	MB9500, MB9501, MB9503, MS351, MS353, MS400E, MS451, MS453, MS500E, MS9400, MS9401, MS9403, MS9451, MS9453			
spare parts for 499154				
	GEV No.	365014	Ref. No.	—
	operating capacitor capacity 12.5µF 450V tolerance 5%Hz ambient temperature max. -25 to +85°C ø 35mm L 70mm M8 plastic connection male faston 6.3mm 45S.C3DS.12.5 protection			
	GEV No.	510702	Ref. No.	512031300 80002321
	mechanical shaft seal height counter ring 5.5mm ID ø 12mm			
	GEV No.	521247	Ref. No.	—
	impellor ø 90mm H 27mm rotation direction right thread M8L blades 6			
	GEV No.	521542	Ref. No.	512031600 80002311
	pump cover LGB inlet ø 45mm outlet ø 40mm auxiliary pressure connection 13mm supporting pressure open ø 150mm ID ø 120mm inner high 25mm			
	GEV No.	521714	Ref. No.	512034400 80002313
	pump cover gasket thickness 4x4mm Qty 1 pcs			


booster pumps I



1				
GEV No.	500332	Ref. No.	512049300 80004459	
description	pump 230V 0.75kW LGB			
For models:	MLP60, MLP60E			




1

GEV No.	500944	Ref. No.	512023600 80004253
description	pump inlet \varnothing 3/8" IT outlet \varnothing 3/8" IT type PS45DX 230V 50Hz 0.3kW 2800rpm \varnothing 100mm L 170mm rotation direction left capacitor 8 μ F LGB		
For models:	MGL500, MLP50, MLP56, MLP60, MLP60E, MS1100P, MS1300P, MS400T, MS500PPB, MS500T, MS800B, MS800T		
accessories for	500944		
		GEV No. 365013	Ref. No. —
	operating capacitor capacity 8 μ F 400V tolerance 5%Hz ambient temperature max. -25 to +85°C \varnothing 31.5mm L 55mm M8 plastic connection male faston 6.3mm protection		

drain pumps

ASKOLL







1

GEV No.	499310	Ref. No.	512052100
description	drain pump 40W 220V inlet \varnothing 24mm outlet \varnothing 22mm 50Hz ASKOLL type M231 XP complete		
For models:	MB630PS, MB9235, MB9240, MB930PS, MB9510, MB9510R, MB9920, MB9920R, MGL40, MLP50		




1

GEV No.	500925	Ref. No.	512052100 (old) 80004475
description	drain pump inlet \varnothing 30mm outlet \varnothing 22mm 230V 40W 50Hz ASKOLL type M224 XP		
accessories for	500925		
		GEV No. 500197	Ref. No. —
	body drain pump		
		GEV No. 500300	Ref. No. —
	pump cover inlet \varnothing 39mm outlet \varnothing 31mm		

accessories for	500925		
		GEV No. 500301	Ref. No. —
	pump cover inlet \varnothing 35mm outlet \varnothing 31mm		
		GEV No. 500303	Ref. No. —
	body inlet \varnothing 24mm outlet \varnothing 22mm suitable for drain pump		
		GEV No. 500304	Ref. No. —
	pump cover inlet \varnothing 30mm outlet \varnothing 22mm \varnothing 78mm		
		GEV No. 500305	Ref. No. —
	pump cover inlet \varnothing 30mm outlet \varnothing 22mm		

GRE



1

GEV No.	500039	Ref. No.	512006900 80002817
description	pump inlet \varnothing 24mm outlet \varnothing 24mm 190W 230V 50Hz GRE		
For models:	MS350PS, MS450PS		

PLASET



1

GEV No.	500926	Ref. No.	512052200 512055700 80004473 80004617
description	drain pump inlet \varnothing 30mm outlet \varnothing 22mm 230V 34W 50Hz PLASET type 53176		
For models:	MB630, MB630PS, MB930, MB930K, MB930PS, MB930T, MB9500, MB9501, MB9503, MGL500, MLP50, MS1100T, MS1300T, MS400T, MS500PPB, MS500T, MS800T, MS900T, MS9400, MS9401, MS9403, MS9451, MS9453		




booster pumps II


accessories

			
1			
GEV No.	365015	Ref. No.	512008200 80001509
description	operating capacitor capacity 10µF 400V tolerance 5%Hz ambient temperature max. -25 to +85°C ø 35.5mm L 59mm M8 plastic connection male faston 6.3mm protection		
For models:	GL220, MB510E, MB510ER, MB520, MB520K, MB530, MB530K, MB535, MB630, MB630PS, MB920E, MB920ER, MB930, MB930K, MB930PS, MB930T		

pumps for ice machines

			
1			
GEV No.	499341	Ref. No.	2DR100 80002DR100
description	pump MIGEL 100W 230V 50Hz inlet ø 23mm outlet ø 25mm L 170mm rotation direction right ice maker		
For models:	IML18, IML21, IML31		

			
1			
GEV No.	499003	Ref. No.	1DR037 2DR093 80002DR093
description	pump MIGEL type 100W 230V 50Hz inlet ø 25mm outlet ø 23mm L 170mm rotation direction right for ice maker		
For models:	IML101, IML21, IML31, IML41, IML51, IML71		

			
1			
GEV No.	501501	Ref. No.	2DR200 800022DR200
description	pump MIGEL type M01 100W 230V 50Hz inlet ø 23mm outlet ø 25mm L 200mm		
For models:	IML101, IML41, IML51, IML71		

condensators & interference suppression filters

operating capacitors


plastic


			
1			
GEV No.	365015	Ref. No.	512008200 80001509
description	operating capacitor capacity 10µF 400V tolerance 5%Hz ambient temperature max. -25 to +85°C ø 35.5mm L 59mm M8 plastic connection male faston 6.3mm protection		
For models:	GL220, MB510E, MB510ER, MB520, MB520K, MB530, MB530K, MB535, MB630, MB630PS, MB920E, MB920ER, MB930, MB930K, MB930PS, MB930T		

			
1			
GEV No.	365009	Ref. No.	512008300
description	operating capacitor capacity 2.5µF 400V tolerance 5% 50Hz ambient temperature max. -25 to +85°C ø 36.5mm L 55mm M8 plastic connection male faston 6.3mm 1.27.65C3 protection		
For models:	MB235LI, MB240LI, MB9510, MB9510R, MB9920, MB9920R		


filters


interference suppression filters

			
1			
GEV No.	365043	Ref. No.	500011600 80003933
description	interference suppression filter type 790Y2 240V 50/60Hz conductor 2 with E connection cable 100mm L 42mm ø 23.5mm Hmm Wmm plastic Qty 1 pcs		
For models:	MLP140, MLP60, MLP60E, MLP70, MLP80		


			
1			
GEV No.	365169	Ref. No.	500088000
description	interference suppression filter type FC489001 400V 50/60Hz conductor 4 with E connection cable 200mm L 55mm ø 37.5mm Hmm Wmm plastic Qty 1 pcs		
For models:	MB9500, MB9503, MGL500, MLP50, MLP56, MS1100E, MS1100P, MS1100T, MS1300E, MS1300P, MS1300T, MS351, MS353, MS400B, MS400T, MS451, MS453, MS500B, MS500T, MS800B, MS800E, MS800T, MS900E, MS900T, MS905, MS9400, MS9403, MS9451, MS9453		



			
GEV No.	365044	Ref. No.	500011400 80002441
description	interference suppression filter type FC701Y2F 250V 50-60Hz conductor 2 with E connection cable 200mm L 42mm ø 23mm Hmm Wmm plastic Qty 1 pcs		
For models:	GL220, GL250, MB235LI, MB240LI, MB510E, MB510ER, MB520, MB520K, MB530, MB530K, MB535, MB630, MB630PS, MB920E, MB920ER, MB9235, MB9240, MB930, MB930K, MB930PS, MB930T, MB9501, MB9510, MB9510R, MB9920, MB9920R, MGL40, MGL500, MLP50, MS1100, MS1100E, MS1100P, MS1100T, MS1300, MS1300E, MS1300P, MS1300T, MS350, MS350PS, MS350TRI, MS351, MS353, MS400B, MS400E, MS400T, MS450, MS450E, MS450PS, MS451, MS453...(Other models you can see in the webshop)		

fine fuse holders			
			
GEV No.	504214	Ref. No.	80004019
description	fuse holder		
For models:	MLP140, MLP60, MLP60E, MLP70, MLP80		


overload switches

			
GEV No.	348037	Ref. No.	1LT030
description	overload switch 1-pole drop-away current 1.5A rated 240V nominal 0.05-16A connection male faston 6.3mm with plunger ambient temperature max.°C		
For models:	IMF35, IMF75		

electric accessories


cables

ribbon cables

group 1			
			
GEV No.	400718	Ref. No.	500032500 80001797
description	ribbon cable 20-pole L 1000mm plug type FC-20P raster size 2.54mm		
For models:	MS1100, MS1100E, MS1300, MS1300E, MS450, MS450E, MS450PS, MS700, MS900, MS900E		


terminals


terminal blocks


			
GEV No.	550232	Ref. No.	500008100 80002847
description	lustre terminal 12-pole cross section 2.5mm ² max. 32A max 450V temp.-resist. 150°C		
For models:	MB9500, MB9503, MGL40, MGL500, MLP50, MLP56, MS1100, MS1100E, MS1100P, MS1100T, MS1300, MS1300E, MS1300P, MS1300T, MS351, MS353, MS400B, MS400T, MS450, MS450E, MS450PS, MS451, MS453, MS500B, MS500PPB, MS500T, MS700, MS700E, MS800B, MS800E, MS800T, MS900, MS900E, MS900T, MS905, MS9400, MS9403, MS9451, MS9453		

fuses


fine fuses


			
GEV No.	358678	Ref. No.	500087200
description	fine fuse size ø5x20mm 8A fast-acting rated 250V Qty 10 pcs		
For models:	MB9500, MB9501, MB9503, MLP50, MLP56, MS9400, MS9401, MS9403, MS9451, MS9453		


			
GEV No.	358690	Ref. No.	500014700 80002983
description	fine fuse size ø5x20mm 1A medium lag rated 250V Qty 10 pcs		
For models:	MGL40, MGL500, MLP140, MLP60, MLP60E, MLP70, MLP80, MS1100T, MS1300T, MS400T, MS500T, MS800T, MS900T		

			
GEV No.	358697	Ref. No.	500014900 80002985
description	fine fuse size ø5x20mm 6.3A medium lag rated 250V Qty 10 pcs		
For models:	MB630, MB630PS, MB9235, MB9240, MB930, MB930K, MB930PS, MB930T, MB9510, MB9510R, MB9920, MB9920R, MGL40, MLP140, MLP60, MLP70, MLP80		





 <p>1</p>			
GEV No.	550838	Ref. No.	500008600 80003931
description	lustre terminal 12-pole cross section 6mm ² max. 41A max 750V temp.-resist. 150°C		
For models:	MLP140, MLP60, MLP60E, MLP70, MLP80		

<p>terminal blocks with fuse holder</p>  <p>1</p>			
GEV No.	358389	Ref. No.	512044100 80002981
description	lustre terminal 0-pole max. 10A max 250V suitable fuse ø5x20mm cross section 2.5mm ² with fuse holder		
For models:	MB630, MB630PS, MB9235, MB9240, MB930, MB930K, MB930PS, MB930T, MB9500, MB9501, MB9503, MB9510, MB9510R, MB9920, MB9920R, MGL40, MGL500, MLP140, MLP50, MLP56, MLP60, MLP70, MLP80, MS1100T, MS1300T, MS400T, MS500T, MS800T, MS900T, MS9400, MS9401, MS9403, MS9451, MS9453		

<p>various</p>  <p>1</p>			
GEV No.	504022	Ref. No.	500008000 80001181
description	lustre terminal		
For models:	GL220, GL250, MB235LI, MB240LI, MB510E, MB510ER, MB520, MB520K, MB530, MB530K, MB535, MB630, MB630PS, MB920E, MB920ER, MB9235, MB9240, MB930, MB930K, MB930PS, MB930T, MB9501, MB9510, MB9510R, MB9920, MB9920R, MGL40, MS1100, MS1100E, MS1100P, MS1300, MS1300E, MS1300P, MS350, MS350PS, MS350TRI, MS351, MS353, MS400E, MS450E, MS451, MS453, MS500E, MS700E, MS900, MS900E, MS9401, MS9451, MS9453		


auxiliary gas parts

screw connections

<p>olives</p>  <p>1</p>			
GEV No.	101248	Ref. No.	502009100 80001071
description	olive for pipe ø 12mm Qty 1 pcs suitable for PEL		
For models:	MB630, MB630PS, MLP140, MLP60, MLP60E, MLP70, MLP80, MS1100, MS1100E, MS1100P, MS1100T, MS1300, MS1300E, MS1300P, MS1300T, MS350, MS350PS, MS350TRI, MS450, MS450E, MS450PS, MS700, MS700E, MS900, MS900E, MS900T, MS905		
accessories for	101248		
	GEV No.	101251	Ref. No. —
	 <p>union nut thread M20x1.5 for pipe ø 12mm</p>		

equipment-specific units

for ice-cube maker

<p>ice chutes</p>			
<p>slide grates</p>  <p>1</p>			
GEV No.	694273	Ref. No.	1CD010
description	slide grate for ice maker L 395mm W 235mm H 30mm		
For models:	IML41, IML51		

spray systems

miscellaneous

spray arms

 <p>1</p>			
GEV No.	694669	Ref. No.	2LV017 80002LV017
description	spray arm L 330mm nozzles 8		
For models:	IML31		

pan mechanics

sumps



1			
GEV No.	696752	Ref. No.	2CL067
description	sump for ice maker L 200mm W 280mm H 75mm MIGEL		
For models:	IMP45, IMP55		

for espresso machines

non-return valves

complete



1			
GEV No.	543266	Ref. No.	500046300 80003889
description	non-return valve brass connection 3/8" IT - 3/8" IT total length 55mm DN10 Qty 1 pcs		
For models:	MGL500, MLP50, MLP60, MLP60E, MS800B, MS800T		

for dishwashers

drain and intake components

MACH

drain /intake bodies



1			
GEV No.	504135	Ref. No.	500055600 80002941
description	drain valve		
For models:	MGL40		

filters



1			
GEV No.	504111	Ref. No.	513111200 80002459
description	bar for filter fixing L 44mm		
For models:	MB235LI, MB240LI, MB510E, MB510ER, MB920E, MB920ER		



1			
GEV No.	504060	Ref. No.	513064900 80001817
description	centre web		
For models:	MS1100P, MS1300, MS1300E, MS1300P, MS1300T		



1			
GEV No.	504061	Ref. No.	513065000 80001847
description	centre web		
For models:	MS1100, MS1100E, MS1100T, MS900, MS900E, MS900T, MS905		



1			
GEV No.	504101	Ref. No.	513091300 80002403
description	centre web		
For models:	MS700, MS700E		



1			
GEV No.	504130	Ref. No.	511042800 80002923
description	drain filter		
For models:	MGL40		



1			
GEV No.	517722	Ref. No.	512074900
description	filter ø 193mm H 84mm SS hole ø 37mm		
For models:	MS9451, MS9453		



1





Image not available


GEV No.	504380	Ref. No.	511039100
description	filter ø 195mm H 150mm stainless steel with spindle overall height 250mm		
For models:	MLP140, MLP60, MLP60E, MLP70, MLP80		

1



GEV No.	504102	Ref. No.	511027400 80002405
description	flat filter		
For models:	MS700, MS700E		

2




GEV No.	504084	Ref. No.	511026900 80002219
description	filter support		
For models:	GL250, MB630, MB930, MB930K		

1



GEV No.	504149	Ref. No.	511048200 80003851
description	flat filter		
For models:	MLP60, MLP60E		

1




GEV No.	504213	Ref. No.	513122800 80004027
description	filter support		
For models:	MLP140, MLP60, MLP60E, MLP70, MLP80		

1




GEV No.	504150	Ref. No.	511048300 80003853
description	flat filter		
For models:	MLP60, MLP60E		

1




GEV No.	504070	Ref. No.	513072700 80001961
description	filter support L 90mm		
For models:	GL220, MB520, MB520K, MB530, MB530K, MB535		

1




GEV No.	504164	Ref. No.	511039900 80003997
description	flat filter		
For models:	MLP70, MLP80		

1



GEV No.	504039	Ref. No.	513045500 51345500 80001435
description	filter support ø 5mm L 49mm		
For models:	MLP50, MS1100, MS1100E, MS1100P, MS1100T, MS1300, MS1300E, MS1300P, MS1300T, MS350, MS350PS, MS350TRI, MS351, MS353, MS450, MS450E, MS450PS, MS451, MS453, MS700, MS700E, MS900, MS900E, MS900T, MS905		

1



GEV No.	504165	Ref. No.	511040000 80003999
description	flat filter		
For models:	MLP70, MLP80		



1

GEV No.	504189	Ref. No.	511044400 80004161
description	flat filter		
For models:	MLP140		



1

GEV No.	504190	Ref. No.	511044500 80004163
description	flat filter		
For models:	MLP140		



1

GEV No.	504211	Ref. No.	511049100 80004419
description	flat filter		
For models:	MS1100P, MS1300, MS1300E, MS1300P, MS1300T		



1

GEV No.	504224	Ref. No.	511067900 80004723
description	flat filter		
For models:	MGL500		



1

GEV No.	504210	Ref. No.	511049000 80004411
description	flat filter H 15mm L 225mm W 215mm		
For models:	MS1100, MS1100E, MS900, MS900E, MS905		



1

GEV No.	504223	Ref. No.	511061700 80004521
description	flat filter L 435mm W 245mm mounting pos. front		
For models:	MGL500, MS400B, MS400E, MS400T, MS500B, MS500E, MS500PPB, MS500T		



1

GEV No.	504222	Ref. No.	511061800 80004523
description	flat filter L 435mm W 245mm mounting pos. rear		
For models:	MS400B, MS400E, MS400T, MS500B, MS500E, MS500PPB, MS500T		



1

GEV No.	504225	Ref. No.	511063600 80004815
description	flat filter L 465mm W 255mm mounting pos. front		
For models:	MS800B, MS800E, MS800T		



1

GEV No.	504226	Ref. No.	511063500 80004817
description	flat filter L 465mm W 255mm mounting pos. rear		
For models:	MS800B, MS800E, MS800T		




1

GEV No.	504212	Ref. No.	80003981
description	round filters		
For models:	MLP140, MLP60, MLP60E, MLP70, MLP80		





 <p>1</p>			
GEV No.	507368	Ref. No.	51.2.0728.00 511061000 511062400 80004535
description	round filters mounting pos. lower suction		
For models:	MLP50, MS400B, MS400E, MS400T, MS500B, MS500E, MS500T, MS800B, MS800E, MS800T		



 <p>1</p>			
GEV No.	504083	Ref. No.	511028900 80002217
description	round filters outflow		
For models:	GL250, MB630, MB930, MB930K		
accessories for	504083		
	GEV No.	504084	Ref. No. 511026900 80002219
	filter support		


 <p>Image not available</p> <p>1</p>			
GEV No.	507367	Ref. No.	512055300 80004533
description	round filters ø 145mm mounting pos. upper hole ø 43mm		
For models:	MLP50, MLP56, MS400B, MS400E, MS400T, MS500B, MS500E, MS500PPB, MS500T, MS800B, MS800E, MS800T		


 <p>1</p>			
GEV No.	504106	Ref. No.	511033200 80002427
description	round filters outflow		
For models:	MB235LI, MB240LI, MB510E, MB510ER, MB920E, MB920ER		
accessories for	504106		
	GEV No.	504111	Ref. No. 513111200 80002459
	bar for filter fixing L 44mm		

 <p>Image not available</p> <p>1</p>			
GEV No.	507370	Ref. No.	511048800 80004725
description	round filters ø 145mm suction		
For models:	MGL40, MGL500		

 <p>1</p>			
GEV No.	504131	Ref. No.	512043000 80002925
description	round filters outflow		
For models:	MGL40		


 <p>1</p>			
GEV No.	504043	Ref. No.	511020700 80001515
description	round filters outflow		
For models:	GL220, MB520, MB520K, MB530, MB530K, MB535		
accessories for	504043		
	GEV No.	504070	Ref. No. 513072700 80001961
	filter support L 90mm		


 <p>Image not available</p> <p>1</p>			
GEV No.	504221	Ref. No.	511057600 80004925
description	round filters outflow		
For models:	MB630, MB930, MB930K, MB930T		


			
1			
GEV No.	504126	Ref. No.	511031400 80002833
description	round filters outflow ø 109mm H 50mm		
For models:	MS350PS, MS450PS		

			
1			
GEV No.	504005	Ref. No.	511020600 80001051
description	round filters outflow ø 190mm		
For models:	MS1100, MS1100E, MS1100P, MS1100T, MS1300, MS1300E, MS1300P, MS1300T, MS350, MS350PS, MS350TRI, MS351, MS353, MS450, MS450E, MS450PS, MS451, MS453, MS700, MS700E, MS900, MS900E, MS900T, MS905		


<p>overflow pipes</p> 			
1			
GEV No.	510072	Ref. No.	512013100 513013100 80002243
description	O-ring EPDM thickness 3.53mm ID ø 32.93mm Qty 1 pcs		
For models:	GL250, MB510E, MB510ER, MB630, MB920E, MB920ER, MB930, MB930K, MB930T, MGL40		

 <p>Image not available</p>			
1			
GEV No.	504044	Ref. No.	511021000 80001517
description	overflow pipe		
For models:	MB235LI, MB240LI, MB510E, MB510ER, MB920E		

			
1			
GEV No.	504051	Ref. No.	511025700 511027300 80001667 80002221
description	overflow pipe		
For models:	GL250, MB630, MB930, MB930K, MS1100, MS1100E, MS1100P, MS1300, MS1300E, MS1300P, MS700, MS700E, MS900, MS900E, MS905		

 <p>Image not available</p>			
1			
GEV No.	504057	Ref. No.	511021400 80001731
description	overflow pipe		
For models:	MS1100, MS1300, MS900		

			
1			
GEV No.	504064	Ref. No.	511023500 80001233 80001913
description	overflow pipe L 115mm ø 27mm		
For models:	GL220, MB235LI, MB240LI, MB510E, MB510ER, MB520, MB520K, MB530, MB530K, MB535, MB920E, MB920ER, MS350, MS350PS, MS350TRI, MS351, MS353, MS450, MS450E, MS450PS, MS451, MS453		

			
1			
GEV No.	504200	Ref. No.	511051100 80004287
description	overflow pipe L 300mm ø 27mm		
For models:	MLP60, MLP60E		



GEV No.	517723	Ref. No.	511099600
description	overflow pipe ø 28mm L 113mm		
For models:	MS9451, MS9453		



GEV No.	517724	Ref. No.	511099700
description	overflow pipe ø 28mm L 139mm		
For models:	MB630, MB630PS, MB9235, MB9240, MB930, MB930K, MB930PS, MB930T, MB9510, MB9510R, MB9920, MB9920R		

containers

salt tanks



GEV No.	504045	Ref. No.	512009000 80001545
description	salt tank ø 123mm H 90mm		
For models:	MB520K, MB530K, MB930K		

For models:	MB520K, MB530K, MB930K		
--------------------	------------------------	--	--

spare parts for	504045		
------------------------	--------	--	--

GEV No.	510018	Ref. No.	—
----------------	--------	-----------------	---

	nut ø 92mm H 10.5mm for salt tank ID ø 64mm		
--	---	--	--

GEV No.	524148	Ref. No.	—
----------------	--------	-----------------	---

	O-ring EPDM thickness 3.53mm ID ø 40.86mm Qty 1 pcs		
--	---	--	--

GEV No.	524177	Ref. No.	—
----------------	--------	-----------------	---

	lid ø 69mm H 20mm for salt tank ID ø 50mm		
--	---	--	--

accessories for	504045		
------------------------	--------	--	--

GEV No.	510654	Ref. No.	—
----------------	--------	-----------------	---

	gasket H 6mm D1 ø 82mm D2 ø 68mm		
--	----------------------------------	--	--

GEV No.	510883	Ref. No.	—
----------------	--------	-----------------	---

	gasket rubber ED ø 86mm ID ø 66mm thickness 2mm for salt tank Qty 1 pcs		
--	---	--	--

boilers

boilers for dishwashers



GEV No.	504016	Ref. No.	511000200 80001101
description	boiler		
For models:	MS450, MS450E, MS450PS, MS700, MS700E		



GEV No.	504034	Ref. No.	511006300 80001385
description	boiler		
For models:	MS1100P, MS1300, MS1300E, MS1300P		





GEV No.	504067	Ref. No.	511018600 80001935 S11018600
description	boiler		
For models:	GL220, MB520, MB520K, MB530, MB530K, MB535		




GEV No.	504094	Ref. No.	511030400 80002329
description	boiler		
For models:	GL250, MS350, MS350PS, MS350TRI		

			
1			
GEV No.	504137	Ref. No.	511042700 511071800 80002953
description	boiler		
For models:	MGL40		

			
1			
GEV No.	504148	Ref. No.	511047500 80003837
description	boiler		
For models:	MLP60, MLP60E		

			
1			
GEV No.	504158	Ref. No.	511046100 80003897
description	boiler		
For models:	MLP70, MLP80		

			
1			
GEV No.	504195	Ref. No.	511045100 80004257
description	boiler		
For models:	MLP140		

			
1			
GEV No.	504215	Ref. No.	511060100 511103100 80004599
description	boiler		
For models:	MS351, MS353, MS400B, MS400E, MS400T, MS451, MS453, MS500B, MS500E, MS500PPB, MS500T		


			
1			
GEV No.	504274	Ref. No.	511052300 80002505
description	boiler ø 130mm L 320mm new edition		
For models:	MB235LI, MB240LI, MB510E, MB510ER		


			
1			
GEV No.	504087	Ref. No.	511050300 80002235
description	boiler ø 132mm L 375mm inlet ø 12		
For models:	GL250, MB240LI, MB630, MB630PS, MB920E, MB920ER, MB930, MB930K, MB930PS, MB930T		


				
1				
GEV No.	504091	Ref. No.	511031000 80002259	
description	boiler with insulation ø 158mm L 580mm connection 1/2" hose ø 12mm			
For models:	MS1100, MS1100E, MS900, MS900E			
accessories for	504091			
	GEV No.	504050	Ref. No.	513000200 80001647
	nut thread M20x1.5			
	GEV No.	504078	Ref. No.	513074700 80002023
	end cap			
	GEV No.	504081	Ref. No.	512006500 512045300 80002189
	flat gasket FIBER ED ø 28mm ID ø 20mm thickness 2mm Qty 1 pcs			
	GEV No.	504082	Ref. No.	513003400 80002195
	hose connector			

			
1			
GEV No.	517726	Ref. No.	511080300
description	boiler with insulation ø 160mm L 574mm inlet ø 12		
For models:	MS1100, MS1100E, MS1100T, MS900, MS900E, MS900T, MS905		


			
1			
GEV No.	504105	Ref. No.	80002419
description	boiler with thermowell ø 132mm L 375mm inlet ø 12		
For models:	MB240LI, MB920E, MB920ER		


accessories			
			
1			
GEV No.	504078	Ref. No.	513074700 80002023
description	end cap		
For models:	MS1100, MS1300, MS450, MS450E, MS450PS, MS700, MS700E, MS900		


			
1			
GEV No.	504082	Ref. No.	513003400 80002195
description	hose connector		
For models:	GL220, GL250, MB235LI, MB240LI, MB510E, MB510ER, MB520, MB520K, MB530, MB530K, MB535, MB630, MB920E, MB930, MB930K, MGL40, MLP140, MLP60, MLP60E, MLP70, MLP80, MS1100, MS1300, MS350, MS350PS, MS450, MS450E, MS450PS, MS700, MS700E, MS900		


rotation plates			
rotation plates			
			
1			
GEV No.	504047	Ref. No.	512001700 80001591
description	rotation plate ø 280mm seat ø 15mm		
For models:	MB520, MB520K, MB530, MB530K, MB630, MB630PS, MB930, MB930K, MB930T		


softener cartridges			
softening columns			
			
1			
GEV No.	504046	Ref. No.	512008900 80001555
description	softener 4-fold L 380mm W 180mm		
For models:	MB520K, MB530K, MB930K		


housing and bezels			
fascias			
			
1			
GEV No.	504384	Ref. No.	600007100
description	control panel W 650mm H 600mm complete		


hood mechanics for dishwashers			
bolts			
			
1			
GEV No.	504264	Ref. No.	513233700
description	roller ED ø 25mm L 21mm thread M12x1.75/M6 hood mechanics warewashing		
For models:	MS1100E, MS1100P, MS1100T, MS1300E, MS1300P, MS1300T, MS900E, MS900T, MS905		


			
1			
GEV No.	504056	Ref. No.	513052700 80001711
description	screw bolt for hood joint		
For models:	MS1100, MS1100E, MS1100P, MS1300, MS1300E, MS1300P, MS900, MS900E, MS905		

bushes			
			
1			
GEV No.	504271	Ref. No.	513233800
description	bush ED ø 10mm ID ø 6.4mm L 3.6mm SS		
For models:	MS1100E, MS1100P, MS1100T, MS1300E, MS1300P, MS1300T, MS900E, MS900T, MS905		


			
1			
GEV No.	504031	Ref. No.	513004500 80001369
description	bush slotted hood mechanics		
For models:	MS1100, MS1100E, MS1100P, MS1100T, MS1300, MS1300E, MS1300P, MS1300T, MS900, MS900E, MS900T, MS905		

linkage			
			
1			
GEV No.	504029	Ref. No.	513029400 80001357
description	lace hood mechanics		
For models:	MLP55, MLP80, MS1100, MS1100E, MS1100P, MS1100T, MS1300, MS1300E, MS1300P, MS1300T, MS900, MS900E, MS900T, MS905		


hood handles			
			
1			
GEV No.	504452	Ref. No.	511086200
description	hood handle L 900mm W 700mm tube ø 25mm		
For models:	MS1100E, MS1100T, MS900E, MS900T, MS905		

			
1			
GEV No.	504054	Ref. No.	513052500 80001707
description	lever joint hood mechanics		
For models:	MS1100, MS1100E, MS1100P, MS1300, MS1300E, MS1300P, MS900, MS900E, MS905		



			
1			
GEV No.	504267	Ref. No.	513233600
description	lever joint L 185mm W 25mm thickness 3mm hole ø 10mm hood mechanics SS		
For models:	MS1100E, MS1100P, MS1100T, MS1300E, MS1300P, MS1300T, MS900E, MS900T, MS905		


rollers			
			
1			
GEV No.	504055	Ref. No.	513052600 80001709
description	roller hood mechanics		
For models:	MS1100, MS1100E, MS1100P, MS1300, MS1300E, MS1300P, MS900, MS900E, MS905		







miscellaneous			
			
1			
GEV No.	504032	Ref. No.	513023300 80001371
description	clamp hood mechanics		
For models:	MS1100, MS1100E, MS1100P, MS1100T, MS1300, MS1300E, MS1300P, MS1300T, MS900, MS900E, MS900T, MS905		




			
1			
GEV No.	504257	Ref. No.	1367 511011400 80001367
description	guide for hood linkage		
For models:	MS1100, MS1100E, MS1100P, MS1100T, MS1300, MS1300E, MS1300P, MS1300T, MS900, MS900E, MS900T, MS905		


			
1			
GEV No.	504268	Ref. No.	513233900
description	plate L 38mm H 9mm W 26mm		
For models:	MS1100E, MS1100P, MS1100T, MS1300E, MS1300P, MS1300T, MS900E, MS900T, MS905		
accessories for	504268		
	GEV No.	Ref. No.	—
	560159		
	blind rivet SS ϕ 3.2mm L 10mm Qty 50 pcs DIN 1700		




			
1			
GEV No.	504385	Ref. No.	511105500
description	plate with bolts D1 ϕ 14mm H 13mm W 25mm hole ϕ 7mm		




			
1			
GEV No.	504269	Ref. No.	511086400
description	plate with bolts D1 ϕ 50mm D2 ϕ 14mm H 16mm hole ϕ 7mm		
For models:	MS1100E, MS1100P, MS1100T, MS1300E, MS1300P, MS1300T, MS900E, MS900T, MS905		




air traps			
			
1			
GEV No.	504028	Ref. No.	511007000 80001273
description	air trap		
For models:	MS450, MS450E, MS450PS, MS700		
accessories for	504028		
	GEV No.	Ref. No.	513000400 80001165
	503042		
	nut thread 3/8" H 6mm brass WS 22 Qty 1 pcs		
	GEV No.	Ref. No.	512006700 80001167
	504020		
	flat gasket FIBER ED ϕ 24mm ID ϕ 17mm thickness 2mm Qty 1 pcs		


			
1			
GEV No.	504062	Ref. No.	511007700 511023300 80001885 80002917
description	air trap		
For models:	GL220, MB520, MB520K, MB530, MB530K, MB535, MS700E		
accessories for	504062		
	GEV No.	Ref. No.	513000400 80001165
	503042		
	nut thread 3/8" H 6mm brass WS 22 Qty 1 pcs		
	GEV No.	Ref. No.	512006700 80001167
	504020		
	flat gasket FIBER ED ϕ 24mm ID ϕ 17mm thickness 2mm Qty 1 pcs		

			
1			
GEV No.	504088	Ref. No.	512024800 80002239
description	air trap		
For models:	GL250, MB630, MB930, MB930K		

			
1			
GEV No.	504116	Ref. No.	511037400 80002507
description	air trap		
For models:	MB235LI, MB240LI, MB510E, MB510ER, MB920E, MB920ER		
accessories for	504116		
	GEV No.	503042	Ref. No.
			513000400 80001165
	nut thread 3/8" H 6mm brass WS 22 Qty 1 pcs		
	GEV No.	504020	Ref. No.
			512006700 80001167
	flat gasket FIBER ED ø 24mm ID ø 17mm thickness 2mm Qty 1 pcs		

			
1			
GEV No.	504193	Ref. No.	511029900 80004247
description	air trap		
For models:	MS350, MS350PS, MS350TRI		
accessories for	504193		
	GEV No.	503042	Ref. No.
			513000400 80001165
	nut thread 3/8" H 6mm brass WS 22 Qty 1 pcs		
	GEV No.	504020	Ref. No.
			512006700 80001167
	flat gasket FIBER ED ø 24mm ID ø 17mm thickness 2mm Qty 1 pcs		

			
1			
GEV No.	504207	Ref. No.	511051000 80004343
description	air trap		
For models:	GL220, MB520, MB520K, MB530, MB530K, MB535, MLP140, MLP60, MLP60E, MLP70, MLP80, MS1100, MS1100E, MS1100P, MS1300, MS1300E, MS1300P, MS900, MS900E, MS905		
accessories for	504207		
	GEV No.	504208	Ref. No.
			502004000 80004345
	nut thread M10		
	GEV No.	504209	Ref. No.
			512015300 80004347
	flat gasket FIBER ED ø 18.5mm ID ø 11mm thickness 2mm Qty 1 pcs		


			
Image not available			
1			
GEV No.	511444	Ref. No.	511060400 80004623
description	air trap L 73mm W 23mm H 45mm		
For models:	GL250, MB630, MB930, MB930K, MB930T, MLP50, MS351, MS353, MS400B, MS400E, MS400T, MS451, MS453, MS500B, MS500E, MS500PPB, MS500T, MS800B, MS800E, MS800T		

backflow preventers

backflow preventers

			
1			
GEV No.	504140	Ref. No.	500036700 80003003
description	backflow preventer		
For models:	MB510E, MB510ER, MB520, MB520K, MB530, MB530K, MB535, MB630, MB630PS, MB920E, MB920ER, MB9235, MB9240, MB930, MB930K, MB930PS, MB930T, MB9500, MB9501, MB9503, MB9510, MB9510R, MB9920, MB9920R, MGL500, MLP50, MLP56, MS1100, MS1100E, MS1100P, MS1300, MS1300E, MS1300P, MS350, MS350PS, MS350TRI, MS351, MS353, MS400B, MS400E, MS400T, MS450, MS450E, MS450PS, MS451, MS453, MS500B, MS500E, MS500PPB, MS500T...(Other models you can see in the webshop)		

miscellaneous

			
1			
GEV No.	701382	Ref. No.	514217700
description	bush plastic H 17mm D1 ø 37.2mm D2 ø 35.4mm for Mach		

door mechanics

linkage



1

GEV No.	504192	Ref. No.	513144200 80004183
description	door pin extension		
For models:	MLP140		

hinges



1

GEV No.	504000	Ref. No.	511000500 80001011 80003911
description	door hinge hinge left mounting pos. left		
For models:	GL220, GL250, MB235LI, MB240LI, MB510E, MB510ER, MB520, MB520K, MB530, MB530K, MB535, MB630, MB920E, MB920ER, MB930, MB930K, MB930T, MGL40, MLP50, MLP70, MLP80, MS350, MS350PS, MS350TRI, MS351, MS353, MS450, MS450E, MS450PS, MS451, MS453, MS700, MS700E		



1

GEV No.	504153	Ref. No.	511048500 80003859 8000859
description	door hinge hinge left mounting pos. left		
For models:	MLP60, MLP60E		



1

GEV No.	504171	Ref. No.	511044600 80004011
description	door hinge hinge left mounting pos. left		
For models:	MLP70		




1

GEV No.	504191	Ref. No.	511045000 80004165
description	door hinge hinge left mounting pos. left		
For models:	MLP140		




1

GEV No.	504001	Ref. No.	511000400 80001013
description	door hinge hinge right mounting pos. right		
For models:	MB535, MS350, MS350PS, MS350TRI, MS351, MS353		



1

GEV No.	504038	Ref. No.	511003700 80001475
description	door hinge hinge right mounting pos. right		
For models:	MB240LI, MB630, MB920E, MB920ER, MB930, MB930K, MB930T, MGL40		



1

GEV No.	504052	Ref. No.	511008100 80001679
description	door hinge hinge right mounting pos. right		
For models:	MLP140, MLP50, MLP70, MLP80, MS450, MS450E, MS450PS, MS451, MS453, MS700, MS700E		



1

GEV No.	504063	Ref. No.	511019100 80001895 80002499
description	door hinge hinge right mounting pos. right		
For models:	GL220, MB235LI, MB510E, MB510ER, MB520, MB520K, MB530, MB530K, MB535		



1

GEV No.	504154	Ref. No.	511048400 80003861
description	door hinge hinge right mounting pos. right		
For models:	MLP60, MLP60E		

miscellaneous



1

GEV No.	504004	Ref. No.	513000300 80001019
description	spring compressor		
For models:	GL220, GL250, MB235LI, MB240LI, MB510E, MB510ER, MB520, MB520K, MB530, MB530K, MB535, MB630, MB920E, MB920ER, MB930, MB930K, MB930T, MGL40, MGL500, MLP140, MLP50, MLP60, MLP60E, MLP70, MLP80, MS350, MS350PS, MS350TRI, MS351, MS353, MS400B, MS400E, MS400T, MS450, MS450E, MS450PS, MS451, MS453, MS500B, MS500E, MS500PPB, MS500T, MS700, MS700E, MS800B, MS800E, MS800T		


washing and rinsing systems





1


GEV No.	504072	Ref. No.	513079500 80002001
description	bush		
For models:	GL220, GL250, MB235LI, MB240LI, MB510E, MB510ER, MB520, MB520K, MB530, MB530K, MB535, MB630, MB630PS, MB920E, MB920ER, MB930, MB930K, MB930PS, MB930T, MGL40, MLP50, MS1100, MS1100E, MS1300, MS1300E, MS350, MS350PS, MS350TRI, MS450, MS450E, MS450PS, MS700, MS700E, MS900, MS900E, MS905		




 <p>1</p>			
GEV No.	504177	Ref. No.	513128700 80004073
description	bush		
For models:	MLP140, MLP60, MLP60E, MLP70, MLP80, MS1100P, MS1300P		


 <p>1</p>			
GEV No.	504236	Ref. No.	513219400
description	bush for rinse arm ø 22mm H 34mm		
For models:	MLP140, MLP60, MLP60E, MLP70, MLP80, MS1100P, MS1300P		


 <p>1</p>			
GEV No.	504180	Ref. No.	513129000 80004079
description	bush for rinse arm		
For models:	MLP140, MLP60, MLP60E, MLP70, MLP80, MS1100P, MS1300P		


 <p>1</p>			
GEV No.	517728	Ref. No.	513185900 80004577
description	bush for wash arm ø 45mm H 16mm ID ø 18mm Qty 1 pcs		
For models:	MB630, MB630PS, MB9235, MB9240, MB930, MB930K, MB930PS, MB930T, MB9500, MB9501, MB9503, MB9510, MB9510R, MB9920, MB9920R, MGL500, MLP50, MLP56, MS1100E, MS1100T, MS1300E, MS1300T, MS351, MS353, MS400B, MS400E, MS400T, MS451, MS453, MS500B, MS500E, MS500PPB, MS500T, MS800B, MS800E, MS800T, MS900E, MS900T, MS905, MS9400, MS9401, MS9403, MS9451, MS9453		

 <p>1</p>			
GEV No.	504181	Ref. No.	513129100 80004081
description	bush for rinse arm		
For models:	MLP140, MLP60, MLP60E, MLP70, MLP80, MS1100P, MS1300P		

 <p>1</p>			
GEV No.	504109	Ref. No.	513072300 80002435
description	extension for wash arm		
For models:	GL220, GL250, MB510E, MB530, MB530K, MB535, MB920E, MB930, MB930K		

 <p>1</p>			
GEV No.	504787	Ref. No.	513186100 51386100 80004573
description	bush for rinse arm ø 15mm ID ø 7mm H 18.5mm		
For models:	MB235LI, MB240LI, MB630, MB630PS, MB9235, MB9240, MB930, MB930K, MB930PS, MB930T, MB9500, MB9501, MB9503, MB9510, MB9510R, MB9920, MB9920R, MGL500, MLP140, MLP50, MLP56, MLP60, MLP60E, MLP70, MLP80, MS1100E, MS1100P, MS1100T, MS1300E, MS1300P, MS1300T, MS351, MS353, MS400B, MS400E, MS400T, MS451, MS453, MS500B, MS500E, MS500PPB, MS500T, MS800B, MS800E, MS800T, MS900E, MS900T, MS905, MS9400, MS9401...(Other models you can see in the webshop)		

 <p>1</p>			
GEV No.	504073	Ref. No.	513080800 80002003
description	flange		
For models:	GL220, GL250, MB235LI, MB240LI, MB510E, MB510ER, MB520, MB520K, MB530, MB530K, MB535, MB630, MB630PS, MB920E, MB920ER, MB930, MB930K, MB930PS, MB930T, MGL40, MLP50, MS1100, MS1100E, MS1300, MS1300E, MS350, MS350PS, MS350TRI, MS450, MS450E, MS450PS, MS700, MS700E, MS900, MS900E, MS905		

 <p>1</p>			
GEV No.	504179	Ref. No.	513128900 80004077
description	knurled nut		
For models:	MLP140, MLP60, MLP60E, MLP70, MLP80, MS1100P, MS1300P		



1

GEV No.	504231	Ref. No.	513227000
description	manifold		
For models:	MB510E, MB510ER, MB520, MB520K, MB530, MB530K, MB535, MB630, MB630PS, MB920E, MB920ER, MB930, MB930K, MB930PS, MB930T, MB9510, MB9510R, MB9920, MB9920R, MGL40, MGL500, MLP50, MLP60, MLP60E, MS1100E, MS1100P, MS1100T, MS1300E, MS1300P, MS1300T, MS400B, MS400T, MS500B, MS500T, MS800B, MS800T, MS900E, MS900T		



1

GEV No.	504170	Ref. No.	511043100 80004009
description	manifold connection 4-way		
For models:	MLP70, MLP80		



1

GEV No.	504188	Ref. No.	511043600 80004147
description	manifold connection 6-way		
For models:	MLP140		



1

GEV No.	504127	Ref. No.	513224800
description	manifold triple ø 13mm		
For models:	MB235LI, MB240LI, MB9235, MB9240, MB9500, MB9501, MB9503, MLP50, MLP56, MS351, MS353, MS400E, MS451, MS453, MS500E, MS800E, MS905, MS9400, MS9401, MS9403, MS9451, MS9453		



1

GEV No.	504007	Ref. No.	513000500 80001069
description	nut		
For models:	MB630, MB630PS, MLP140, MLP60, MLP60E, MLP70, MLP80, MS1100, MS1100E, MS1100P, MS1100T, MS1300, MS1300E, MS1300P, MS1300T, MS350, MS350PS, MS350TRI, MS450, MS450E, MS450PS, MS700, MS700E, MS900, MS900E, MS900T, MS905		



1

GEV No.	504050	Ref. No.	513000200 80001647
description	nut thread M20x1.5		
For models:	MB235LI, MB240LI, MB630, MB630PS, MLP140, MLP60, MLP60E, MLP70, MLP80, MS1100, MS1100E, MS1100P, MS1300, MS1300E, MS1300P, MS450, MS450E, MS450PS, MS700, MS700E, MS900, MS900E		



1

GEV No.	504092	Ref. No.	511029600 513211900 80002267
description	rinse arm support mounting pos. upper		
For models:	MB630, MB630PS, MLP140, MLP60, MLP60E, MLP70, MLP80, MS1100, MS1100E, MS1100P, MS1100T, MS1300, MS1300E, MS1300P, MS1300T, MS900, MS900E, MS900T, MS905		

accessories for	504092			
	GEV No.	101248	Ref. No.	502009100 80001071
	olive for pipe ø 12mm Qty 1 pcs suitable for PEL			
	GEV No.	504007	Ref. No.	513000500 80001069
	nut			
	GEV No.	504050	Ref. No.	513000200 80001647
	nut thread M20x1.5			
	GEV No.	504081	Ref. No.	512006500 512045300 80002189
	flat gasket FIBER ED ø 28mm ID ø 20mm thickness 2mm Qty 1 pcs			



1

GEV No.	504197	Ref. No.	513156700 80004273
description	rinse arm support mounting pos. upper		
For models:	MB235LI, MB240LI		




1


GEV No.	504095	Ref. No.	511030900 80002331
description	rinse pipe with manifold connection		
For models:	MS350, MS350PS, MS350TRI		



 <p>1</p>			
GEV No.	517729	Ref. No.	513185600 513856000 80004561
description	slide ring for wash arm ED ø 46mm ID ø 36mm thickness 18mm		
For models:	MB630, MB630PS, MB9235, MB9240, MB930, MB930K, MB930PS, MB930T, MB9500, MB9501, MB9503, MB9510, MB9510R, MB9920, MB9920R, MGL500, MLP50, MLP56, MS1100E, MS1100T, MS1300E, MS1300T, MS351, MS353, MS400B, MS400E, MS400T, MS451, MS453, MS500B, MS500E, MS500PPB, MS500T, MS800B, MS800E, MS800T, MS900E, MS900T, MS905, MS9400, MS9401, MS9403, MS9451, MS9453		

 <p>1</p>			
GEV No.	504006	Ref. No.	513003300 80001053
description	Thumb screw ø 24mm thread M6x16mm		
For models:	GL220, GL250, MB235LI, MB240LI, MB510E, MB510ER, MB520, MB520K, MB530, MB530K, MB535, MB630, MB920E, MB920ER, MB930, MB930K, MGL40, MS1100, MS1100E, MS1300, MS1300E, MS350, MS350PS, MS350TRI, MS450, MS450E, MS450PS, MS700, MS700E, MS900, MS900E		

 <p>1</p>			
GEV No.	504228	Ref. No.	513149900
description	Thumb screw thread M6 thread L 13mm ø 24mm H 4mm SS		
For models:	MB235LI, MB240LI, MB510E, MB510ER, MB520, MB520K, MB530, MB530K, MB535, MB630, MB630PS, MB920E, MB920ER, MB930, MB930K, MB930PS, MB930T, MGL40, MLP50, MS1100, MS1100E, MS1300, MS1300E, MS900, MS900E, MS905		


 <p>1</p>			
GEV No.	504178	Ref. No.	513128800 80004075
description	wash arm bearing		
For models:	MLP140, MLP60, MLP60E, MLP70, MLP80, MS1100P, MS1300P		

 <p>1</p>			
GEV No.	504229	Ref. No.	513149700
description	washer ø 20mm H 3.5mm		
For models:	MB235LI, MB240LI, MB510E, MB510ER, MB520, MB520K, MB530, MB530K, MB535, MB630, MB630PS, MB920E, MB920ER, MB930, MB930K, MB930PS, MB930T, MGL40, MLP50, MS1100, MS1100E, MS1300, MS1300E, MS900, MS900E, MS905		


washing and rinsing systems (sorted by producer)

MACH

 <p>1</p>				
GEV No.	504025	Ref. No.	600063300 80004453	
description	wash and rinse arm 2 wash arms/ 2 rinse arms			
For models:	MLP50, MS1100, MS1100E, MS1300, MS1300E, MS450, MS450E, MS700, MS700E, MS900, MS900E			
spare parts for	504025			
	GEV No.	504006	Ref. No.	513003300 80001053
	Thumb screw ø 24mm thread M6x16mm			
	GEV No.	504066	Ref. No.	513061800 80001933
	connector holder			
	GEV No.	504072	Ref. No.	513079500 80002001
	bush			
	GEV No.	504073	Ref. No.	513080800 80002003
	flange			
	GEV No.	504203	Ref. No.	513159700 51359700 80004323
	end cap			
	GEV No.	504204	Ref. No.	513159800 80004325
	nozzle holder			
	GEV No.	504205	Ref. No.	513159600 51359800 80004327
	rinse jet			



GEV No.	504040	Ref. No.	511003900 600063100 80001483 80004449 80004467
description	wash and rinse arm 2 wash arms/ 2 rinse arms		
For models:	GL250, MB240LI, MB630, MB920E, MB920ER, MB930, MB930K, MB930T, MGL40		




GEV No.	504065	Ref. No.	511019300 600062000 600063000 80001931 80004207 80004447 80004465
description	wash and rinse arm 2 wash arms/ 2 rinse arms		
For models:	GL220, MB235LI, MB510E, MB510ER, MB520, MB520K, MB530, MB530K, MB535, MB920E, MB920ER		




GEV No.	504217	Ref. No.	600062600 80004997
description	wash and rinse arm wash arm L 340mm rinse arm L 340mm w. jets 5 r. jets 4 mounting ø 12/42mm mounting pos. lower complete		
For models:	MB235LI, MB510E, MB510ER, MB520, MB520K, MB530, MB530K, MB535		



GEV No.	504219	Ref. No.	600062500 80004951
description	wash and rinse arm wash arm L 420mm rinse arm L 420mm w. jets 6 r. jets 5 mounting ø 12/42mm mounting pos. lower 2 wash arms/ 2 rinse arms		
For models:	MB240LI, MB630, MB630PS, MB920E, MB920ER, MB930, MB930K, MB930PS, MB930T, MGL40		




GEV No.	504216	Ref. No.	511009700 600063900
description	wash and rinse arm wash arm L 515mm rinse arm L 520mm w. jets 11 r. jets 6 mounting ø 12/61mm mounting pos. upper/lower complete		
For models:	MLP50, MS1100, MS1100E, MS1300, MS1300E, MS900, MS900E, MS905		




GEV No.	517811	Ref. No.	600061800
description	wash arm L 520mm nozzles 11 mounting ø 18mm		
For models:	MLP50, MLP56, MS1100E, MS1100T, MS1300E, MS1300T, MS900E, MS900T, MS905		



GEV No.	517720	Ref. No.	600062900
description	wash arm mounting pos. lower L 480mm nozzles 10		
For models:	MB9500, MB9501, MB9503, MGL500, MS351, MS353, MS400B, MS400E, MS400T, MS451, MS453, MS500B, MS500E, MS500T, MS800B, MS800E, MS800T, MS9400, MS9401, MS9403, MS9451, MS9453		





GEV No.	504079	Ref. No.	513002600 80002171
description	bearing		
For models:	GL220, GL250, MB235LI, MB240LI, MB510E, MB510ER, MB520, MB520K, MB530, MB530K, MB535, MB630, MB920E, MB930, MB930K, MGL40, MLP140, MLP60, MLP60E, MLP70, MLP80, MS1100, MS1300, MS350, MS350PS, MS450, MS450E, MS450PS, MS700, MS700E, MS900		





GEV No.	504066	Ref. No.	513061800 80001933
description	connector holder		
For models:	GL220, GL250, MB235LI, MB240LI, MB510E, MB510ER, MB520, MB520K, MB530, MB530K, MB535, MB630, MB630PS, MB920E, MB920ER, MB930, MB930K, MB930PS, MB930T, MGL40, MLP50, MS1100, MS1100E, MS1300, MS1300E, MS350, MS350PS, MS350TRI, MS450, MS450E, MS450PS, MS700, MS700E, MS900, MS900E, MS905		





			
1			
GEV No.	504080	Ref. No.	513002700 80002173
description	end cap		
For models:	GL220, GL250, MB235LI, MB240LI, MB510E, MB510ER, MB520, MB520K, MB530, MB530K, MB535, MB630, MB920E, MB930, MB930K, MGL40, MLP140, MLP60, MLP60E, MLP70, MLP80, MS1100, MS1300, MS350, MS350PS, MS450, MS450E, MS450PS, MS700, MS700E, MS900		


			
1			
GEV No.	504015	Ref. No.	513001200 80001093
description	rinse jet		
For models:	GL220, GL250, MB235LI, MB240LI, MB510E, MB510ER, MB520, MB520K, MB530, MB530K, MB535, MB630, MB920E, MB930, MB930K, MGL40, MLP140, MLP60, MLP60E, MLP70, MLP80, MS1100, MS1300, MS350, MS350PS, MS450, MS450E, MS450PS, MS700, MS700E, MS900		

			
1			
GEV No.	504203	Ref. No.	513159700 51359700 80004323
description	end cap		
For models:	GL220, GL250, MB235LI, MB240LI, MB510E, MB510ER, MB520, MB520K, MB530, MB530K, MB535, MB630, MB920E, MB920ER, MB930, MB930K, MB930T, MGL40, MGL500, MLP140, MLP50, MLP60, MLP60E, MLP70, MLP80, MS1100, MS1100E, MS1100P, MS1300, MS1300E, MS1300P, MS350, MS350TRI, MS351, MS353, MS400B, MS400E, MS400T, MS450, MS450E, MS451, MS453, MS500B, MS500E, MS500PPB, MS500T, MS700, MS700E, MS800B, MS800T...(Other models you can see in the webshop)		



			
1			
GEV No.	504205	Ref. No.	513159600 51359800 80004327
description	rinse jet		
For models:	GL220, GL250, MB235LI, MB240LI, MB510E, MB510ER, MB520, MB520K, MB530, MB530K, MB535, MB630, MB920E, MB920ER, MB930, MB930K, MB930T, MGL40, MGL500, MLP140, MLP50, MLP60, MLP60E, MLP70, MLP80, MS1100, MS1100E, MS1100P, MS1300, MS1300E, MS1300P, MS350, MS350TRI, MS351, MS353, MS400B, MS400E, MS400T, MS450, MS450E, MS451, MS453, MS500B, MS500E, MS500PPB, MS500T, MS700, MS700E, MS800B, MS800T...(Other models you can see in the webshop)		

			
1			
GEV No.	504798	Ref. No.	513202900 80004953
description	end cap H 7mm thread L 2.5mm ø 5Smm		
For models:	MB235LI, MB240LI, MB510E, MB510ER, MB520, MB520K, MB530, MB530K, MB535, MB630, MB630PS, MB920E, MB920ER, MB9235, MB9240, MB930, MB930K, MB930PS, MB930T, MB9500, MB9501, MB9503, MB9510, MB9510R, MB9920, MB9920R, MGL40, MGL500, MLP140, MLP50, MLP56, MLP60, MLP60E, MLP70, MLP80, MS1100, MS1100E, MS1100P, MS1300, MS1300E, MS1300P, MS350, MS350TRI, MS351, MS353, MS400B, MS400E, MS400T, MS450, MS450E, MS451, MS453...(Other models you can see in the webshop)		


accessories for 504205			
	GEV No.	504204	Ref. No. 513159800 80004325
nozzle holder			


			
1			
GEV No.	504204	Ref. No.	513159800 80004325
description	nozzle holder		
For models:	GL220, GL250, MB235LI, MB240LI, MB510E, MB510ER, MB520, MB520K, MB530, MB530K, MB535, MB630, MB920E, MB920ER, MB930, MB930K, MB930T, MGL40, MGL500, MLP140, MLP50, MLP60, MLP60E, MLP70, MLP80, MS1100, MS1100E, MS1100P, MS1300, MS1300E, MS1300P, MS350, MS350TRI, MS351, MS353, MS400B, MS400E, MS400T, MS450, MS450E, MS451, MS453, MS500B, MS500E, MS500PPB, MS500T, MS700, MS700E, MS800B, MS800T...(Other models you can see in the webshop)		

			
1			
GEV No.	504151	Ref. No.	511048700 80003855
description	wash arm L 240mm		
For models:	MLP60, MLP60E		


			
1			
GEV No.	504013	Ref. No.	513001300 80001089
description	nozzle holder with O-ring		
For models:	GL220, GL250, MB235LI, MB240LI, MB510E, MB510ER, MB520, MB520K, MB530, MB530K, MB535, MB630, MB920E, MB930, MB930K, MGL40, MLP140, MLP60, MLP60E, MLP70, MLP80, MS1100, MS1300, MS350, MS350PS, MS450, MS450E, MS450PS, MS700, MS700E, MS900		
accessories for	504013		
	GEV No.	528815	Ref. No. —
O-ring EPDM thickness 1.78mm ID ø 3.69mm Qty 1 pcs			







			
1			
GEV No.	504167	Ref. No.	511040200 80004003
description	wash arm L 270mm		
For models:	MLP140, MLP60, MLP60E, MLP70, MLP80		


			
1			
GEV No.	504145	Ref. No.	511047000 80003825
description	wash arm L 300mm		
For models:	MLP70, MLP80		

			
1			
GEV No.	504166	Ref. No.	511040100 80004001
description	wash arm boss		
For models:	MLP140, MLP60, MLP60E, MLP70, MLP80, MS1100P, MS1300P		


			
1			
GEV No.	504152	Ref. No.	511048600 80003857
description	rinse arm		
For models:	MLP60, MLP60E		


			
1			
GEV No.	504168	Ref. No.	511046900 80004005
description	rinse arm		
For models:	MLP140, MLP70, MLP80		



			
1			
GEV No.	504093	Ref. No.	511029500 80002269
description	rinse arm mounting pos. lower L 220mm nozzles 4 mounting ø 12mm		
For models:	MB630		
accessories for	504093		
			
GEV No.	101248	Ref. No.	502009100 80001071
olive for pipe ø 12mm Qty 1 pcs suitable for PEL			
			
GEV No.	504007	Ref. No.	513000500 80001069
nut			
			
GEV No.	504050	Ref. No.	513000200 80001647
nut thread M20x1.5			
			
GEV No.	504081	Ref. No.	512006500 512045300 80002189
flat gasket FIBER ED ø 28mm ID ø 20mm thickness 2mm Qty 1 pcs			
			
GEV No.	504092	Ref. No.	511029600 513211900 80002267
rinse arm support mounting pos. upper			
			
GEV No.	504204	Ref. No.	513159800 80004325
nozzle holder			
			
GEV No.	504205	Ref. No.	513159600 51359800 80004327
rinse jet			

			
1			
GEV No.	504198	Ref. No.	511050500 511072100 80004275
description	rinse arm mounting pos. upper		
For models:	MB235LI, MB240LI, MB9235, MB9510, MB9510R		





			
1			
GEV No.	504203	Ref. No.	513159700 51359700 80004323
description	end cap		
For models:	GL220, GL250, MB235LI, MB240LI, MB510E, MB510ER, MB520, MB520K, MB530, MB530K, MB535, MB630, MB920E, MB920ER, MB930, MB930K, MB930T, MGL40, MGL500, MLP140, MLP50, MLP60, MLP60E, MLP70, MLP80, MS1100, MS1100E, MS1100P, MS1300, MS1300E, MS1300P, MS350, MS350TRI, MS351, MS353, MS400B, MS400E, MS400T, MS450, MS450E, MS451, MS453, MS500B, MS500E, MS500PPB, MS500T, MS700, MS700E, MS800B, MS800T...(Other models you can see in the webshop)		


			
2			
GEV No.	504204	Ref. No.	513159800 80004325
description	nozzle holder		
For models:	GL220, GL250, MB235LI, MB240LI, MB510E, MB510ER, MB520, MB520K, MB530, MB530K, MB535, MB630, MB920E, MB920ER, MB930, MB930K, MB930T, MGL40, MGL500, MLP140, MLP50, MLP60, MLP60E, MLP70, MLP80, MS1100, MS1100E, MS1100P, MS1300, MS1300E, MS1300P, MS350, MS350TRI, MS351, MS353, MS400B, MS400E, MS400T, MS450, MS450E, MS451, MS453, MS500B, MS500E, MS500PPB, MS500T, MS700, MS700E, MS800B, MS800T...(Other models you can see in the webshop)		


							
1							
GEV No.	504205	Ref. No.	513159600 51359800 80004327				
description	rinse jet						
For models:	GL220, GL250, MB235LI, MB240LI, MB510E, MB510ER, MB520, MB520K, MB530, MB530K, MB535, MB630, MB920E, MB920ER, MB930, MB930K, MB930T, MGL40, MGL500, MLP140, MLP50, MLP60, MLP60E, MLP70, MLP80, MS1100, MS1100E, MS1100P, MS1300, MS1300E, MS1300P, MS350, MS350TRI, MS351, MS353, MS400B, MS400E, MS400T, MS450, MS450E, MS451, MS453, MS500B, MS500E, MS500PPB, MS500T, MS700, MS700E, MS800B, MS800T...(Other models you can see in the webshop)						
accessories for	504205						
		<table border="1"> <tr> <td>GEV No.</td> <td>504204</td> <td>Ref. No.</td> <td>513159800 80004325</td> </tr> </table>	GEV No.	504204	Ref. No.	513159800 80004325	nozzle holder
GEV No.	504204	Ref. No.	513159800 80004325				


			
1			
GEV No.	504373	Ref. No.	600062700
description	rinse arm L 340mm nozzles 4 mounting ø 15mm mounting pos. upper/lower		
For models:	MB235LI, MB9235, MB930, MB930K, MB930PS, MB930T, MB9510, MB9510R, MB9920, MB9920R		

			
1			
GEV No.	504860	Ref. No.	600064400
description	rinse arm L 557mm nozzles 7 mounting ø 15mm		
For models:	MLP50, MLP56, MS1100P, MS1300E, MS1300P, MS1300T		


			
1			
GEV No.	504233	Ref. No.	600064100
description	rinse arm L 580mm nozzles 7 mounting ø 15mm mounting pos. upper/lower		
For models:	MLP60, MLP60E		




			
1			
GEV No.	504234	Ref. No.	600064200
description	rinse arm L 633mm nozzles 8 mounting ø 15mm mounting pos. upper/lower		
For models:	MLP140, MLP70, MLP80		


			
1			
GEV No.	517721	Ref. No.	511060900 511069900 80004555
description	rinse arm mounting pos. upper/lower L 480mm nozzles 6 mounting ø 11mm		
For models:	MB9500, MB9501, MB9503, MGL500, MS1100E, MS1100T, MS351, MS353, MS400B, MS400E, MS400T, MS451, MS453, MS500B, MS500E, MS500PPB, MS500T, MS800B, MS800E, MS800T, MS900E, MS900T, MS905, MS9400, MS9401, MS9403, MS9451, MS9453		


			
1			
GEV No.	504074	Ref. No.	80002013
description	rinse arm		
For models:	MB520, MB520K		



			
1			
GEV No.	504374	Ref. No.	511028100
description	rinse arm mounting pos. lower L 235mm nozzles 4 mounting ø 12mm thread 3/8"		
For models:	MB520, MB520K		


			
1			
GEV No.	504203	Ref. No.	513159700 51359700 80004323
description	end cap		
For models:	GL220, GL250, MB235LI, MB240LI, MB510E, MB510ER, MB520, MB520K, MB530, MB530K, MB535, MB630, MB920E, MB920ER, MB930, MB930K, MB930T, MGL40, MGL500, MLP140, MLP50, MLP60, MLP60E, MLP70, MLP80, MS1100, MS1100E, MS1100P, MS1300, MS1300E, MS1300P, MS350, MS350TRI, MS351, MS353, MS400B, MS400E, MS400T, MS450, MS450E, MS451, MS453, MS500B, MS500E, MS500PPB, MS500T, MS700, MS700E, MS800B, MS800T...(Other models you can see in the webshop)		


			
1			
GEV No.	504075	Ref. No.	511028000 80002015
description	wash arm H 70mm L 200mm nozzles 3 mounting pos. lower		
For models:	MB520, MB520K, MB530K, MB630		
accessories for	504075		
	GEV No.	504018	Ref. No.
			512021800 80001159
	gasket for wash arm support ø 60/101mm rubber thickness 2mm with 3 screw holes		
	GEV No.	504048	Ref. No.
			513077800 80001597
	wash jet		

accessories for	504075		
	GEV No.	504049	Ref. No.
			513077700 80001599
	swirl		


			
1			
GEV No.	504049	Ref. No.	513077700 80001599
description	swirl		
For models:	MB520, MB520K, MB530K, MB630, MB630PS		


			
1			
GEV No.	504048	Ref. No.	513077800 80001597
description	wash jet		
For models:	MB520, MB520K, MB530K, MB630, MB630PS		
accessories for	504048		
	GEV No.	504049	Ref. No.
			513077700 80001599
	swirl		


			
1			
GEV No.	512481	Ref. No.	513186200 80004571
description	knurled nut for wash arm mounting pos. upper/lower thread M18x1 ø 34mm H 8mm stainless steel		
For models:	MB235LI, MB240LI, MB630, MB630PS, MB9235, MB9240, MB930, MB930K, MB930PS, MB930T, MB9500, MB9501, MB9503, MB9510, MB9510R, MB9920, MB9920R, MGL500, MLP140, MLP50, MLP56, MLP60, MLP60E, MLP70, MLP80, MS1100E, MS1100P, MS1100T, MS1300E, MS1300P, MS1300T, MS351, MS353, MS400B, MS400E, MS400T, MS451, MS453, MS500B, MS500E, MS500PPB, MS500T, MS800B, MS800E, MS800T, MS900E, MS900T, MS905, MS9400, MS9401...(Other models you can see in the webshop)		


			
1			
GEV No.	504859	Ref. No.	513186900 80004565
description	flange wash arm ø 43mm H 3mm		
For models:	MB630, MB630PS, MB930, MB930K, MB930PS, MB930T, MB9500, MB9501, MB9503, MB9510, MB9510R, MB9920, MB9920R, MGL500, MLP50, MLP56, MS1100E, MS1100T, MS1300E, MS1300T, MS351, MS353, MS400B, MS400E, MS400T, MS451, MS453, MS500B, MS500E, MS500PPB, MS500T, MS800B, MS800E, MS800T, MS900E, MS900T, MS905, MS9400, MS9401, MS9403, MS9451, MS9453		





 <p>1</p>			
GEV No.	504069	Ref. No.	511023400 511032600 80001959 80002417
description	wash arm support mounting pos. lower		
For models:	GL220, GL250, MB235LI, MB240LI, MB510E, MB510ER, MB530, MB530K, MB535, MB920E, MB920ER, MB930, MB930K		


 <p>1</p>			
GEV No.	504136	Ref. No.	511042500 80002945
description	wash arm support mounting pos. lower		
For models:	MB930, MB930K, MB930T, MGL40		


 <p>1</p>			
GEV No.	504143	Ref. No.	511038500 80003821
description	wash arm support mounting pos. lower		
For models:	MLP140, MLP60, MLP60E, MLP70, MLP80		





 <p>1</p>			
GEV No.	504089	Ref. No.	511027900 80002241
description	wash arm support mounting pos. upper		
For models:	GL250, MB510E, MB510ER, MB630, MB920E, MB920ER, MB930, MB930K, MB930T, MGL40		


 <p>1</p>			
GEV No.	504114	Ref. No.	511037100 80002501
description	wash arm support mounting pos. upper		
For models:	MB510E, MB510ER		

 <p>1</p>			
GEV No.	504142	Ref. No.	511046600 80003819
description	wash arm support mounting pos. upper		
For models:	MLP140, MLP70, MLP80		

 <p>1</p>			
GEV No.	504035	Ref. No.	511004600 80001395
description	wash arm support mounting pos. upper/lower		
For models:	MS1300, MS1300E		

 <p>1</p>			
GEV No.	504053	Ref. No.	511011300 80001687
description	wash arm support mounting pos. upper/lower		
For models:	MS700, MS700E		

accessories for	504053			
	GEV No.	101248	Ref. No.	502009100 80001071
olive for pipe ø 12mm Qty 1 pcs suitable for PEL				
	GEV No.	504007	Ref. No.	513000500 80001069
nut				
	GEV No.	504009	Ref. No.	513001800 80001075
rinse arm shaft				
	GEV No.	504018	Ref. No.	512021800 80001159
gasket for wash arm support ø 60/101mm rubber thickness 2mm with 3 screw holes				

 <p>1</p>			
GEV No.	504058	Ref. No.	511014900 80001761
description	wash arm support mounting pos. upper/lower		
For models:	MS1100, MS1100E, MS900, MS900E, MS905		










 <p>1</p>				
GEV No.	504096	Ref. No.	511030600 80002333	
description	wash arm support mounting pos. upper/lower			
For models:	MS350, MS350PS, MS350TRI			
accessories for	504096			
	GEV No.	101248	Ref. No.	502009100 80001071
olive for pipe ø 12mm Qty 1 pcs suitable for PEL				


Table continues overleaf


accessories for		504096		
	GEV No.	504007	Ref. No.	513000500 80001069
	nut			
	GEV No.	504009	Ref. No.	513001800 80001075
	rinse arm shaft			
	GEV No.	504018	Ref. No.	512021800 80001159
	gasket for wash arm support \varnothing 60/101mm rubber thickness 2mm with 3 screw holes			
	GEV No.	504097	Ref. No.	513099600 80002335
	screw connection			
	GEV No.	504121	Ref. No.	511038000 80002549
	rinse arm shaft			


	1			
GEV No.	504018	Ref. No.	512021800 80001159	
description	gasket for wash arm support \varnothing 60/101mm rubber thickness 2mm with 3 screw holes			
For models:	MLP140, MLP60, MLP60E, MLP70, MLP80, MS1100, MS1100E, MS1100P, MS1100T, MS1300, MS1300E, MS1300P, MS1300T, MS350, MS350PS, MS350TRI, MS450, MS450E, MS450PS, MS700, MS700E, MS900, MS900E, MS900T, MS905			

rinse arm shafts				
	1			
GEV No.	504009	Ref. No.	513001800 80001075	
description	rinse arm shaft			
For models:	GL250, MB235LI, MB240LI, MB510E, MB510ER, MB520, MB520K, MB530, MB530K, MB535, MB630, MB630PS, MB920E, MB920ER, MB930, MB930K, MB930PS, MB930T, MGL40, MS1100, MS1100E, MS1300, MS1300E, MS350, MS350PS, MS350TRI, MS450, MS450E, MS450PS, MS700, MS700E, MS900, MS900E, MS905			

	1			
GEV No.	504121	Ref. No.	511038000 80002549	
description	rinse arm shaft			
For models:	MS350, MS350PS, MS350TRI			

	1			
GEV No.	504176	Ref. No.	513128600 80004071	
description	rinse arm shaft			
For models:	MLP140, MLP60, MLP60E, MLP70, MLP80			


	1			
GEV No.	504194	Ref. No.	511045700 80004249	
description	rinse arm shaft			
For models:	GL220, GL250, MB235LI, MB240LI, MB510E, MB510ER, MB530, MB530K, MB535, MB920E, MB920ER, MB930, MB930K, MB930PS, MB930T, MGL40, MS1100, MS1100E, MS1300, MS1300E, MS900, MS900E, MS905			

	1			
GEV No.	504235	Ref. No.	513219300	
description	rinse arm shaft \varnothing 18mm			
For models:	MLP140, MLP60, MLP60E, MLP70, MLP80			

	1			
GEV No.	503185	Ref. No.	513186000 51386000 80004569	
description	rinse arm shaft total length 36mm ED \varnothing 18mm			
For models:	MB630, MB630PS, MB9235, MB9240, MB930, MB930K, MB930PS, MB930T, MB9500, MB9501, MB9503, MB9510, MB9510R, MB9920, MB9920R, MGL500, MLP50, MLP56, MS1100E, MS1100T, MS1300E, MS1300T, MS351, MS353, MS400B, MS400E, MS400T, MS451, MS453, MS500B, MS500E, MS500PPB, MS500T, MS800B, MS800E, MS800T, MS900E, MS900T, MS905, MS9400, MS9401, MS9403, MS9451, MS9453			

handles and hand wheels

bracket handles

	1			
GEV No.	504163	Ref. No.	511039400 80003987	
description	pull handle			
For models:	MLP140, MLP60, MLP60E, MLP70, MLP80			



hinges

miscellaneous



GEV No.	504768	Ref. No.	511060300 80004543
description	hinge L 263mm mounting pos. right		
For models:	MGL500, MLP56, MS400B, MS400E, MS400T, MS500B, MS500E, MS500PPB, MS500T, MS800B, MS800E, MS800T		



GEV No.	504767	Ref. No.	511060200 80004547
description	hinge L 280mm mounting pos. left		
For models:	MGL500, MLP56, MS400B, MS400E, MS400T, MS500B, MS500E, MS500PPB, MS500T, MS800B, MS800E, MS800T		



GEV No.	504769	Ref. No.	511046800 80004243
description	hinge L 615mm mounting pos. right		
For models:	MLP80		

shelves and shelf rails

grates

universal

without upstand



GEV No.	970077	Ref. No.	20808030
description	grate W 400mm D 600mm SS crossing wires 1		
accessories for	970077		
	GEV No.	Ref. No.	—
	690330		
rack	L 1000mm W 22mm H 4mm aperture 3x8mm hole distance 12.5mm stainless steel		

accessories for	970077		
	GEV No.	Ref. No.	—
	694700		
shelf support	L 31/28mm W 22mm H 18mm SS Qty 12 pcs		
	GEV No.	Ref. No.	—
	694701		
shelf support	L 31/28mm W 22mm H 17mm SS with hook Qty 12 pcs		

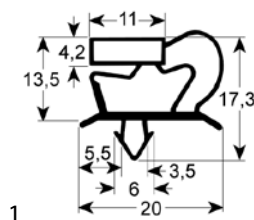
gaskets

refrigeration gaskets

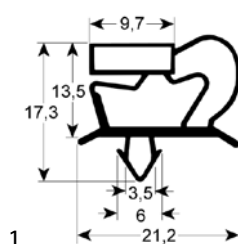
plug-in gaskets

profile 9048

We offer custom-made gaskets for this profile



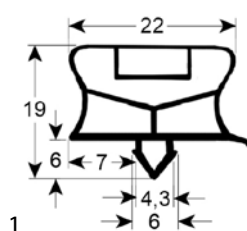
GEV No.	901778	Ref. No.	552038000
description	refrigeration gasket profile 9048 W 300mm L 410mm plug size		



GEV No.	902258	Ref. No.	N/A
description	refrigeration gasket profile 9048 Wmm L 2500mm		

profile 9794


We offer custom-made gaskets for this profile




GEV No.	901708	Ref. No.	552071000
description	refrigeration gasket profile 9794 W 605mm L 1563mm plug size		

O-rings


EPDM



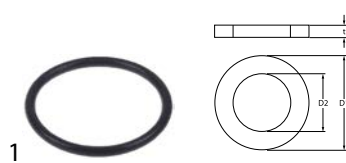
GEV No.	505045	Ref. No.	512006600 80002387
description	O-ring EPDM thickness 1.78mm ID ø 5.28mm Qty 1 pcs		
For models:	GL220, GL250, MB235LI, MB240LI, MB510E, MB510ER, MB520, MB520K, MB530, MB530K, MB535, MB630, MB920E, MB930, MB930K, MGL40, MLP140, MLP60, MLP60E, MLP70, MLP80, MS1100, MS1300, MS350, MS350PS, MS450, MS450E, MS450PS, MS700, MS700E, MS900		



GEV No.	528487	Ref. No.	512006400 80002429
description	O-ring EPDM thickness 2.62mm ID ø 9.19mm Qty 1 pcs		
For models:	GL220, GL250, MB235LI, MB240LI, MB510E, MB510ER, MB520, MB520K, MB530, MB530K, MB535, MB630, MB920E, MB930, MB930K, MGL40, MLP140, MLP60, MLP60E, MLP70, MLP80, MS1100, MS1300, MS350, MS350PS, MS450, MS450E, MS450PS, MS700, MS700E, MS900		




GEV No.	510072	Ref. No.	512013100 513013100 80002243
description	O-ring EPDM thickness 3.53mm ID ø 32.93mm Qty 1 pcs		
For models:	GL250, MB510E, MB510ER, MB630, MB920E, MB920ER, MB930, MB930K, MB930T, MGL40		



GEV No.	519179	Ref. No.	512029500 80002557
description	O-ring EPDM thickness 3.53mm ID ø 41.28mm Qty 1 pcs		
For models:	MLP140, MLP70, MS350, MS350PS, MS350TRI		



GEV No.	508061	Ref. No.	512052600
description	O-ring EPDM thickness 3.53mm ID ø 42.86mm Qty 1 pcs		
For models:	MB235LI, MB240LI, MB510E, MB510ER, MB520, MB520K, MB530, MB530K, MB535, MB630, MB920E, MB920ER, MB930, MB930K, MB930T, MGL40		



GEV No.	532158	Ref. No.	512006800 80004231
description	O-ring EPDM thickness 5.34mm ID ø 47mm Qty 10 pcs		



GEV No.	510551	Ref. No.	80004111 80004667
description	pump cover gasket ID ø 158.3mm pump type 1214/1293/1225/2243/1226/1204/3473/1241 thickness 3.53mm EPDM Qty 1 pcs		
For models:	MLP140, MLP60, MLP60E, MLP70, MLP80, MS1100P, MS1300P		

sealing washers

fibre gaskets



GEV No.	504209	Ref. No.	512015300 80004347
description	flat gasket FIBER ED ø 18.5mm ID ø 11mm thickness 2mm Qty 1 pcs		
For models:	GL220, GL250, MB520, MB520K, MB530, MB530K, MB535, MB630, MB930, MB930K, MB930T, MLP140, MLP50, MLP60, MLP60E, MLP70, MLP80, MS1100, MS1100E, MS1100P, MS1300, MS1300E, MS1300P, MS351, MS353, MS400B, MS400E, MS400T, MS451, MS453, MS500B, MS500E, MS500PPB, MS500T, MS800B, MS800E, MS800T, MS900, MS900E, MS905		



GEV No.	504020	Ref. No.	512006700 80001167
description	flat gasket FIBER ED ø 24mm ID ø 17mm thickness 2mm Qty 1 pcs		
For models:	GL220, MB235LI, MB240LI, MB510E, MB510ER, MB520, MB520K, MB530, MB530K, MB535, MB920E, MB920ER, MGL40, MS1100, MS1300, MS350, MS350PS, MS350TRI, MS400T, MS450, MS450E, MS450PS, MS500PPB, MS500T, MS700, MS700E, MS900		



GEV No.	504081	Ref. No.	512006500 512045300 80002189
description	flat gasket FIBER ED ø 28mm ID ø 20mm thickness 2mm Qty 1 pcs		
For models:	MB235LI, MB240LI, MB630, MB630PS, MLP140, MLP60, MLP60E, MLP70, MLP80, MS1100, MS1100E, MS1100P, MS1300, MS1300E, MS1300P, MS450, MS450E, MS450PS, MS700, MS700E, MS900, MS900E		



rubber gaskets



1

GEV No.	504014	Ref. No.	512021600
description	flat gasket rubber ED ø 10mm ID ø 6.5mm thickness 1.5mm Qty 1 pcs		

special gaskets

door seals for dishwashers



GEV No.	518618	Ref. No.	512054900 80004513
description	door seal L 600mm for dishwasher suitable for Mach		
For models:	MB235LI, MB240LI, MB510E, MB510ER, MB520, MB520K, MB530, MB530K, MB630, MB630PS, MB920E, MB920ER, MB9235, MB9240, MB930, MB930K, MB930PS, MB930T, MB9500, MB9501, MB9503, MB9510, MB9510R, MB9920, MB9920R, MGL40, MGL500, MLP50, MLP56, MS351, MS353, MS400B, MS400E, MS400T, MS451, MS453, MS500B, MS500E, MS500PPB, MS500T, MS800B, MS800E, MS800T, MS9400, MS9401, MS9403, MS9451, MS9453		

gaskets for wash arm support



1

GEV No.	504041	Ref. No.	512021700 80001485
description	gasket D1 ø 50mm D2 ø 80mm thickness 3mm rubber with 3 screw holes equiv. no. 1485 suitable for Mach		
For models:	GL220, GL250, MB235LI, MB240LI, MB510E, MB510ER, MB520, MB520K, MB530, MB530K, MB535, MB630, MB630PS, MB920E, MB920ER, MB930, MB930K, MGL40		

transmission technology and ball bearings

drive belts

V-belts

profile A/13



1

GEV No.	698519	Ref. No.	1TR036
description	V-belt belt width 13mm L 700mm H 8mm CODE A27 1/2 profile A/13		
For models:	IMF165, IMF500		

springs

torsion springs



1

GEV No.	504002	Ref. No.	512006200 80001015
description	torsion spring		
For models:	GL220, GL250, MB235LI, MB240LI, MB510E, MB510ER, MB520, MB520K, MB530, MB530K, MB535, MB630, MB630PS, MB920E, MB920ER, MB9235, MB9240, MB930, MB930K, MB930PS, MB930T, MB9500, MB9501, MB9503, MB9510, MB9510R, MB9920, MB9920R, MGL40, MGL500, MLP140, MLP50, MLP56, MLP60, MLP60E, MLP70, MLP80, MS350, MS350PS, MS350TRI, MS351, MS353, MS400B, MS400E, MS400T, MS450, MS450E, MS450PS, MS451, MS453...(Other models you can see in the webshop)		


spring compressors



1

GEV No.	504033	Ref. No.	513003200 80001383
description	spring compressor		
For models:	MS1100, MS1100E, MS1100P, MS1100T, MS1300, MS1300E, MS1300P, MS1300T, MS900, MS900E, MS900T, MS905		

tension springs

			
1			
GEV No.	504030	Ref. No.	512006300 80001359
description	tension spring ø 40mm total length 283mm wire gauge ø 5mm		
For models:	MS1100, MS1100E, MS1100P, MS1100T, MS1300, MS1300E, MS1300P, MS1300T, MS900, MS900E, MS900T, MS905		



dosing pumps

peristaltic dosing pumps

MICRODOS

built-in version

with frequency control

			
1			
GEV No.	361803	Ref. No.	512072000
description	dosing pump MICRODOS frequency control 4l/h 230VAC detergent hose ø 4x6mm hose Santoprene suction level 1.5m type MP3-T		
For models:	MGL40, MGL500, MLP140, MLP50, MLP56, MLP60, MLP60E, MLP70, MLP80		
spare parts for	361803		
	GEV No.	Ref. No.	—
	361977		
	pump hose MICRODOS detergent ID ø 6.4mm ED ø 9.6mm hose ø 6mm hose type Santoprene		








with time control

			
1			
GEV No.	361915	Ref. No.	512072100
description	dosing pump MICRODOS time control 1l/h 230VAC rinse aid hose ø 4x6mm hose silicone suction level 1.5m type MP3-T CODE P09CA0301237 dosing time 1-25s		
For models:	MGL500, MLP50, MLP56, MS800B, MS800T		
spare parts for	361915		
	GEV No.	Ref. No.	—
	362022		
	pump hose MICRODOS with non-return valve hose ø 10mm hose length 110mm hose type silicone		


SEKO

wall-mounted version

with speed control

			
1			
GEV No.	361156 ¹	Ref. No.	512047200 80004167
description	dosing pump SEKO speed control 0.6-4l/h 230VAC detergent hose ø 4x6mm hose type K hose Santoprene suction level 1.5m type PR wall-mounted version dimensions 103x82x92mm		
For models:	MLP140, MS500PPB		
spare parts for	361156		
	GEV No.	Ref. No.	—
	361136		
	roller assembly for dosing pump hole ø 4.8x4mm		
	GEV No.	Ref. No.	—
	361815		
	pump hose detergent hose ø 6x10mm hose ø 4x6mm hose type K hose Santoprene type SEKO		
accessories for	361156		
	GEV No.	Ref. No.	—
	361142		
	mounting set detergent hose type 4x6mm hose length 2m PVC 2x hose/container filter/tank intake transparent		
	GEV No.	Ref. No.	—
	361891		
	mounting set detergent hose type 4x6mm hose length 2m PVC 2x hose/container filter/tank intake transparent		
	GEV No.	Ref. No.	512009100
	520090		
	PVC hose ID ø 4mm ED ø 6mm L 2m thickness 1mm t.max. 60°C transparent		
	GEV No.	Ref. No.	—
	520091		
	nylon hose ID ø 4mm ED ø 6mm L 2m thickness 1mm operating p. 10bar burst p. 50bar t.max. 100°C transparent		

¹with accessories



GEV No.	361215	Ref. No.	512060700 80002955 80004021 80004219
description	dosing pump SEKO frequency control 0.3-3.0l/h 230VAC detergent hose ø 4x6mm hose type K hose Santoprene suction level 1.5m type PBR protection IP55 dimensions 100x67x68mm power input 3.5W		
For models:	MGL40, MGL500, MLP50, MLP60, MLP60E, MLP70, MLP80		
spare parts for	361215		
	GEV No.	361136	Ref. No. —
	roller assembly for dosing pump hole ø 4.8x4mm		
	GEV No.	361226	Ref. No. —
	PCB L 59mm W 26mm electronic control		
accessories for	361215		
	GEV No.	361142	Ref. No. —
	mounting set detergent hose type 4x6mm hose length 2m PVC 2x hose/container filter/tank intake transparent		
	GEV No.	520090	Ref. No. 512009100
	PVC hose ID ø 4mm ED ø 6mm L 2m thickness 1mm t.max. 60°C transparent		
	GEV No.	520091	Ref. No. —
	nylon hose ID ø 4mm ED ø 6mm L 2m thickness 1mm operating p. 10bar burst p. 50bar t.max. 100°C transparent		



GEV No.	361250 ¹	Ref. No.	4233 512046900 80004233
description	dosing pump SEKO with single time control 0.7l/h 230VAC rinse aid hose ø 4x6mm hose type B hose Sekobril suction level 1.5m type PBM built-in version dosing time 1-20s		
For models:	MGL500, MS800B, MS800T		
spare parts for	361250		
	GEV No.	361136	Ref. No. —
	roller assembly for dosing pump hole ø 4.8x4mm		

¹with accessories

spare parts for 361250

	GEV No.	361562	Ref. No.	—
	pump cover for dosing pump yellow			
	GEV No.	361882	Ref. No.	—
	pump hose SEKO rinse aid hose ø 3x7.4mm hose length 135mm hose ø 6mm hose type B hose Sekobril			



piston pumps
dosing pumps



GEV No.	361800	Ref. No.	512025600
description	dosing pump type EKP-R/E 230V detergent inlet 8x12mm outlet 8x12mm 60 strokes/min		
spare parts for	361800		
	GEV No.	361047	Ref. No. —
	pressure/suction valve suitable for EKP-R L 38.7mm 3/8" WS 22		
	GEV No.	361652	Ref. No. —
	union nut suitable for EKP-RT1: 3/8"		
	GEV No.	361653	Ref. No. —
	olive suitable for EKP-R		
	GEV No.	361654	Ref. No. —
	hose tail suitable for EKP-R		
	GEV No.	361655	Ref. No. —
	O-ring suitable for EKP-R		
	GEV No.	361857	Ref. No. —
	pump head type EKP-R for dosing pump plastic		

with solenoid coil



GEV No.	361013	Ref. No.	512021900 80001965
description	dosing pump inlet 4x6mm outlet 5mm 230V rinse aid duty cycle 25% type EKP-M 50Hz impulse 3imp/s		
For models:	GL220, GL250, MB520, MB520K, MB530, MB530K, MB535, MB630, MB930, MB930K, MGL40, MLP50, MS1100, MS1100E, MS1100P, MS1300, MS1300E, MS1300P, MS350, MS350PS, MS350TRI, MS450, MS450E, MS450PS, MS700, MS700E, MS900, MS900E		
spare parts for	361013		
	GEV No.	361482	Ref. No. —
	solenoid coil 230VAC for type EKP-M		
	GEV No.	361811	Ref. No. —
	hose connector for dosing pump hose ø 6.3mm T1: M12x1.5 chrome-plated brass		
	GEV No.	371090	Ref. No. —
	power socket plug type DIN 43650A screw		
accessories for	361013		
	GEV No.	361366	Ref. No. —
	PCB dishwasher 11F suitable for DB2 type DB2/EV1/EKP-M		
	GEV No.	361505	Ref. No. —
	screw pipe fitting straight nickel-plated brass thread 3/8" IT hose ø 6x8mm		

spare parts



GEV No.	510298	Ref. No.	512033600
description	lip valve dosing pump suitable for DB2/DS5		

membrane dosing pumps

electric dosing pumps

Delta




GEV No.	361003	Ref. No.	512033500
description	dosing pump 220V rinse aid duty cycle 25% type EL-1 valve lip valve		
spare parts for	361003		
	GEV No.	361122	Ref. No. —
	lip valve type DELTA		
	GEV No.	361123	Ref. No. —
	membrane type DELTA		
	GEV No.	361169	Ref. No. —
	hose connector type DELTA		
	GEV No.	361188	Ref. No. —
	disc type DELTA		
	GEV No.	361319	Ref. No. —
	flat gasket rubber ID ø 9mm ED ø 14.5mm thickness 1mm type DELTA		

self-priming


LANG





GEV No.	361817	Ref. No.	512005700 80001839
description	dosing pump type N6 membrane dosing pump rinse aid p min 0.5bar pressure connection ø straight, 4x6mm suction connection ø angled, 6mm LANG		
For models:	GL220, GL250, MB235LI, MB240LI, MB510E, MB510ER, MB520, MB520K, MB530, MB530K, MB535, MB630, MB630PS, MB920E, MB920ER, MB9235, MB9240, MB930, MB930K, MB930PS, MB930T, MB9500, MB9501, MB9503, MB9510, MB9510R, MB9920, MB9920R, MGL40, MGL500, MS1100, MS1100E, MS1100P, MS1100T, MS1300, MS1300E, MS1300P, MS1300T, MS351, MS353, MS400B, MS400E, MS400T, MS451, MS453, MS500B, MS500E, MS500T, MS800E, MS900... (Other models you can see in the webshop)		
spare parts for	361817		
	GEV No.	361886	Ref. No. —
	non-return valve inletmm outletmm outlet ø 12.4mm L 12.7mm		




various			
 <p>1</p>			
GEV No.	361015	Ref. No.	80002787
description	dosing pump membrane dosing pump rinse aid inlet 6x8mm outlet 4x6mm pressure connection ø 4x6mm suction connection ø 6x8mm		
For models:	MLP55, MLP80		
spare parts for	361015		
	GEV No.	361132	Ref. No. —
	membrane dosing pump		
	GEV No.	510298	Ref. No. 512033600
	lip valve dosing pump suitable for DB2/DS5		

spare parts			
 <p>1</p>			
GEV No.	510298	Ref. No.	512033600
description	lip valve dosing pump suitable for DB2/DS5		






self-priming with supporting pressure			
ELETTROBAR			
 <p>1</p>			
GEV No.	510298	Ref. No.	512033600
description	lip valve dosing pump suitable for DB2/DS5		

GERMAC			
spare parts			
 <p>1</p>			
GEV No.	510298	Ref. No.	512033600
description	lip valve dosing pump suitable for DB2/DS5		

SEKO			
 <p>1</p>			
GEV No.	361218	Ref. No.	512032200 80004285
description	dosing pump type DIB3P rinse aid 0-3cm ³ per stroke/h pressure connection ø 4x6mm suction connection ø 4x6mm auxiliary pressure connection 10mm SEKO		
For models:	MB235LI, MB240LI, MB510E, MB510ER, MB520, MB520K, MB530, MB530K, MB535, MB930, MB930K		
spare parts for	361218		
	GEV No.	361301	Ref. No. —
	hose connector for type DIB3E/DIB5E		
	GEV No.	361302	Ref. No. —
	valve bush for type DIB3E/DIB5E		
	GEV No.	361304	Ref. No. —
	O-ring EPDM ID ø 11.11mm thickness 1.78mm Qty 1 pcs for type DIB3E/DIB5E		
	GEV No.	361305	Ref. No. —
	valve disc for type DIB3E/DIB5E DIB3P/DIB5P		
	GEV No.	361306	Ref. No. —
	membrane for type DIB3E/DIB5E ø 49mm hole ø 5mm		
	GEV No.	361481	Ref. No. —
	lip valve for type DIB3P/DIB5P DIB3E/DIB5E		

accessories			
hoses			
PVC hoses			
 <p>1</p>			
GEV No.	520090	Ref. No.	512009100
description	PVC hose ID ø 4mm ED ø 6mm L 2m thickness 1mm t.max. 60°C transparent		
For models:	MB235LI, MB240LI, MB510E, MB510ER, MB520, MB520K, MB530, MB530K, MB535, MB630, MB920E, MB920ER, MB930, MB930K, MB930T, MGL40, MGL500, MLP140, MLP50, MLP56, MLP60, MLP60E, MLP70, MLP80, MS1100, MS1100E, MS1100P, MS1100T, MS1300, MS1300E, MS1300P, MS351, MS353, MS400B, MS400E, MS400T, MS451, MS453, MS500B, MS500E, MS500T, MS800B, MS800E, MS800T, MS900, MS900E, MS900T, MS905		
accessories for	520090		
	GEV No.	361058	Ref. No. —
	container filter with non-return valve SS hose ø 4x6mm ø 20mm L 56mm		
	GEV No.	361066	Ref. No. —
	container filter straight SS hose ø 4x6mm L 37mm non return valve ball valve		

Table continues overleaf

accessories for		520090	
	GEV No.	361106	Ref. No. —
container filter with weight and non-return valve SS hose ø 4x6mm ø 21mm L 51mm non return valve lip valve			
	GEV No.	361141	Ref. No. —
container filter with weight ceramic hose ø 4mm			
	GEV No.	361230	Ref. No. —
container filter with weight stainless steel hose ø 4x6mm			
	GEV No.	361462	Ref. No. —
container filter with weight SS hose ø 4x6mm			
	GEV No.	361728	Ref. No. —
container filter with 4m 4x6 hose SS hose ø 4x6mm hose length 4000mm			

tank inlets



GEV No.	504125	Ref. No.	513159100 80002819
description	tank inlet		
For models:	MB930T, MGL40, MGL500, MLP140, MLP50, MLP60, MLP60E, MLP70, MLP80, MS1100T, MS1300T, MS350PS, MS400T, MS450PS, MS500PPB, MS500T, MS900T, MS9400		

hoses


supply hoses

PVC supply hoses



GEV No.	520631	Ref. No.	1143 1779 512047500
description	supply hose PVC straight-straight DN13 connections 3/4" L 1500mm operating p. 10bar burst p. 32bar t.max. 90°C approval VDE flat seal		
For models:	MB235LI, MB240LI, MB510E, MB510ER, MB520, MB520K, MB530, MB530K, MB535, MB630, MB630PS, MB920E, MB920ER, MB9235, MB9240, MB930, MB930K, MB930PS, MB930T, MB9500, MB9501, MB9503, MB9510, MB9510R, MB9920, MB9920R, MGL40, MGL500, MLP140, MLP50, MLP56, MLP60, MLP60E, MLP70, MLP80, MS1100, MS1100E, MS1100P, MS1100T, MS1300, MS1300E, MS1300P, MS1300T, MS351, MS353, MS400B, MS400E, MS400T, MS451, MS453...(Other models you can see in the webshop)		

drain hoses



GEV No.	504059	Ref. No.	512013000 80001777
description	drain hose		
For models:	GL220, GL250, MB240LI, MB520, MB520K, MB530, MB530K, MB535, MB630, MB920E, MB930, MB930K, MGL40, MS1100, MS1100E, MS1100P, MS1300, MS1300E, MS1300P, MS350, MS350PS, MS350TRI, MS450, MS450E, MS450PS, MS500PPB, MS700, MS700E, MS900, MS900E		








GEV No.	506207	Ref. No.	512059900
description	drain hose DN19 L 1500mm straight ø inside 19mm straight ext. ø 24mm elbow ø inside 21mm elbow ext. ø 27mm outer hose ø 25mm		
For models:	MB930T, MB9500, MGL500, MS1100T, MS1300T, MS400T, MS500T, MS800T, MS900T		



GEV No.	530819	Ref. No.	512009800
description	drain hose DN20 L 2500mm straight ø inside 19mm straight ext. ø 24mm elbow ø inside 22mm elbow ext. ø 27mm outer hose ø 24mm		
For models:	MB630PS, MB930PS, MB930T, MB9500, MB9501, MB9503, MGL40, MGL500, MLP50, MS1100T, MS1300T, MS400T, MS500T, MS800T, MS900T, MS9400, MS9401, MS9403, MS9451, MS9453		




			
1			
GEV No.	530571	Ref. No.	512035300 80002513
description	drain hose DN24 L 1500mm straight ϕ inside 24mm straight ext. ϕ 29mm elbow ϕ inside 29mm elbow ext. ϕ 35mm outer hose ϕ 28mm		
For models:	GL220, GL250, MB235LI, MB240LI, MB510E, MB510ER, MB520, MB520K, MB530, MB530K, MB535, MB630, MB630PS, MB920E, MB920ER, MB9235, MB9240, MB930, MB930K, MB930PS, MB930T, MB9501, MB9503, MB9510, MB9510R, MB9920, MB9920R, MGL40, MLP50, MLP56, MS1100, MS1100E, MS1100P, MS1300, MS1300E, MS1300P, MS1300T, MS351, MS353, MS400B, MS400E, MS451, MS453, MS500B, MS500E, MS800B, MS800E, MS900, MS900E, MS905...(Other models you can see in the webshop)		

accessories for	520090			
	GEV No.	361141	Ref. No.	—
	container filter with weight ceramic hose ϕ 4mm			
	GEV No.	361230	Ref. No.	—
	container filter with weight stainless steel hose ϕ 4x6mm			
	GEV No.	361462	Ref. No.	—
	container filter with weight SS hose ϕ 4x6mm			
	GEV No.	361728	Ref. No.	—
	container filter with 4m 4x6 hose SS hose ϕ 4x6mm hose length 4000mm			

industrial hoses

pressure control hoses

			
1			
GEV No.	530560	Ref. No.	512009900 80001651
description	pressure control hose ID ϕ 5mm ED ϕ 9mm L 5m operating p. 30bar burst p. 90bar temp.-resist. 60°C		
For models:	MB235LI, MB240LI, MB510E, MB510ER, MB520, MB520K, MB530, MB530K, MB535, MB630, MB920E, MB920ER, MB930, MB930K, MB930T, MGL40, MGL500, MLP140, MLP50, MLP60, MLP60E, MLP70, MLP80, MS1100, MS1100E, MS1100P, MS1100T, MS1300, MS1300E, MS1300P, MS1300T, MS351, MS353, MS400B, MS400E, MS400T, MS451, MS453, MS500B, MS500E, MS500T, MS800B, MS800E, MS800T, MS900, MS900E, MS900T, MS905, MS9400, MS9401...(Other models you can see in the webshop)		

formed hoses


straight


			
1			
GEV No.	504071	Ref. No.	512027300 80001963
description	formed hose L 100mm dishwasher straight hose ext. ϕ 30mm equiv. no. 1963		
For models:	GL220, GL250, MB235LI, MB240LI, MB520, MB520K, MB530, MB530K, MB535, MB630, MB630PS, MB9235, MB9240, MB930, MB930K, MB930PS, MB930T, MGL40, MGL500, MS350PS, MS400T, MS450PS, MS500PPB, MS500T		

PVC hoses

PVC hoses without fabric

				
1				
GEV No.	520090	Ref. No.	512009100	
description	PVC hose ID ϕ 4mm ED ϕ 6mm L 2m thickness 1mm t.max. 60°C transparent			
For models:	MB235LI, MB240LI, MB510E, MB510ER, MB520, MB520K, MB530, MB530K, MB535, MB630, MB920E, MB920ER, MB930, MB930K, MB930T, MGL40, MGL500, MLP140, MLP50, MLP56, MLP60, MLP60E, MLP70, MLP80, MS1100, MS1100E, MS1100P, MS1100T, MS1300, MS1300E, MS1300P, MS351, MS353, MS400B, MS400E, MS400T, MS451, MS453, MS500B, MS500E, MS500T, MS800B, MS800E, MS800T, MS900, MS900E, MS900T, MS905			
accessories for	520090			
	GEV No.	361058	Ref. No.	—
	container filter with non-return valve SS hose ϕ 4x6mm ϕ 20mm L 56mm			
	GEV No.	361066	Ref. No.	—
	container filter straight SS hose ϕ 4x6mm L 37mm non return valve ball valve			
	GEV No.	361106	Ref. No.	—
	container filter with weight and non-return valve SS hose ϕ 4x6mm ϕ 21mm L 51mm non return valve lip valve			

			
1			
GEV No.	504160	Ref. No.	512010600 80003927 80004085
description	formed hose L 100mm dishwasher straight hose ext. ϕ 60mm equiv. no. 4085, 3927		
For models:	MLP140, MLP70, MLP80		

			
1			
GEV No.	504186	Ref. No.	512045800 80004097 80004099
description	formed hose L 155mm dishwasher straight hose int. ϕ 50mm		
For models:	MLP140, MLP60, MLP60E, MLP70, MLP80		



1

GEV No.	504027	Ref. No.	512027000 80001255
description	formed hose L 40mm dishwasher straight hose ext. ø 45mm equiv. no. 1255		
For models:	MLP50, MS450, MS450E, MS450PS, MS700, MS700E		



1

GEV No.	504042	Ref. No.	512026800 80001487
description	formed hose L 45mm dishwasher straight hose ext. ø 30mm equiv. no. 1487		
For models:	MB235LI, MB240LI, MB510E, MB510ER, MB520, MB520K, MB530, MB530K, MB535, MB630, MB630PS, MB920E, MB920ER, MB930, MB930K, MB930PS, MB930T, MB9510, MB9510R, MB9920, MB9920R, MGL40, MLP50		



1

GEV No.	504012	Ref. No.	512026900 80001085
description	formed hose L 46mm dishwasher straight hose ext. ø 40mm equiv. no. 1401		
For models:	MGL500, MLP50, MS350, MS350PS, MS350TRI, MS351, MS353, MS400B, MS400E, MS400T, MS451, MS453, MS500B, MS500E, MS500PPB, MS500T, MS800B, MS800E, MS800T		



1

GEV No.	504036	Ref. No.	512027100 80001401
description	formed hose L 60mm dishwasher straight hose ext. ø 45mm equiv. no. 1401		
For models:	MLP50, MS1100, MS1100E, MS1100P, MS1100T, MS1300, MS1300E, MS1300P, MS1300T, MS900, MS900E, MS900T, MS905		

form L


1

GEV No.	504037	Ref. No.	512026600 80001405
description	formed hose L 110/145mm warewashing L-shape equiv. no. 1405 ID ø 60mm		
For models:	MLP140, MLP60, MLP60E, MLP70, MLP80, MS1100, MS1100E, MS1100P, MS1100T, MS1300, MS1300E, MS1300P, MS1300T, MS351, MS353, MS450, MS450E, MS450PS, MS451, MS453, MS700, MS700E, MS900, MS900E, MS900T, MS905		



1

GEV No.	504011	Ref. No.	512026700 80001081
description	formed hose warewashing L-shape equiv. no. 1801 ID ø 45mm		
For models:	MLP50, MS350, MS350PS, MS350TRI, MS351, MS353, MS451, MS453, MS9451, MS9453		



1

GEV No.	504068	Ref. No.	512016900 80001937
description	formed hose warewashing L-shape equiv. no. 1937 ID ø 30mm		
For models:	GL220, GL250, MB235LI, MB240LI, MB510E, MB510ER, MB520, MB520K, MB530, MB530K, MB535, MB630, MB630PS, MB920E, MB920ER, MB9235, MB9240, MB930, MB930K, MB930PS, MB930T, MB9510, MB9510R, MB9920, MB9920R, MGL40, MGL500, MS400T, MS500PPB, MS500T		



with branch




GEV No.	504237	Ref. No.	512068600
description	formed hose		
For models:	MB9500, MB9501, MB9503, MGL500, MLP50, MLP56, MS351, MS353, MS400B, MS400E, MS400T, MS451, MS453, MS500B, MS500E, MS500T, MS800B, MS800E, MS800T, MS9400, MS9401, MS9403, MS9451, MS9453		



GEV No.	504202	Ref. No.	511055500 80002193 80004321
description	cross fitting SS hose ø 12-12-12-12mm		
For models:	GL220, GL250, MB510E, MB510ER, MB520, MB520K, MB530, MB530K, MB535, MB630, MB920E, MB920ER, MB930, MB930K, MB930T, MGL40, MGL500, MLP50, MLP60, MLP60E, MS1100, MS1100E, MS1100P, MS1300, MS1300E, MS1300P, MS400B, MS400T, MS450, MS450E, MS450PS, MS500B, MS500PPB, MS500T, MS700, MS700E, MS800B, MS800T, MS900, MS900E		

for dishwashers

miscellaneous



GEV No.	504173	Ref. No.	512040500 80004017
description	braided hose ED ø 30mm ID ø 24mm PVC warewashing equiv. no. 4017		
For models:	MLP140, MLP60, MLP60E, MLP70, MLP80		

fittings

double nipples



GEV No.	520166	Ref. No.	500070900 80003887
description	double nipple nickel-plated brass thread 3/8" - 3/8" Qty 1 pcs		
For models:	MGL500, MLP60, MLP60E, MS800B, MS800T		

fittings, hose and pipe connectors

hose connectors

without screw connection



GEV No.	504206	Ref. No.	511067100 511068100 80004329
description	Y-piece SS hose ø 11-11-11mm		
For models:	MB235LI, MB240LI, MLP50, MS1100, MS1300, MS351, MS353, MS400E, MS451, MS453, MS500E, MS700, MS700E, MS800E, MS900, MS905		

hose connectors

producer-specific



GEV No.	504141	Ref. No.	500046400 80003815
description	hose connector thread 3/8" straight hose ø 14mm nickel-plated brass		
For models:	MGL500, MLP50, MLP56, MLP60, MLP60E, MS800B, MS800T		



GEV No.	504097	Ref. No.	513099600 80002335
description	screw connection		
For models:	MS350, MS350PS, MS350TRI		

valves and tank inlets

ball valves

universal

ball valves with lever handle



1

GEV No.	504162	Ref. No.	500031100 80003943
description	ball valve connection 1 1/4" IT - 1 1/4" ET DN32 total length 96mm with lever handle handle length 145mm		
For models:	MLP140, MLP60, MLP60E, MLP70, MLP80		

accessories

lever handles



1

GEV No.	504187	Ref. No.	500074000 80004131
description	lever		
For models:	MLP140, MLP60, MLP60E, MLP70, MLP80		



1

GEV No.	504869	Ref. No.	513306800
description	lever handle L 150mm shaft diameter 10x10mm		

connection fittings

screw pipe fittings



1

GEV No.	540056	Ref. No.	500037100 80002021
description	T-piece thread 1/2" tube ϕ 12mm chrome-plated brass		
For models:	MS1100, MS1300, MS450, MS450E, MS450PS, MS700, MS700E, MS900		

water cycle components

non-return valves



1

GEV No.	543266	Ref. No.	500046300 80003889
description	non-return valve brass connection 3/8" IT - 3/8" IT total length 55mm DN10 Qty 1 pcs		
For models:	MGL500, MLP50, MLP60, MLP60E, MS800B, MS800T		

ancillary products

clamps

hose clamps

DIN 3017 - W2



1

GEV No.	520110	Ref. No.	502000200
description	hose clamp ϕ 8-12mm width 9mm Qty 10 pcs DIN 3017		
For models:	MB235LI, MB240LI, MB510E, MB510ER, MB520, MB520K, MB530, MB530K, MB535, MB630, MB630PS, MB920E, MB920ER, MB9235, MB9240, MB930, MB930K, MB930PS, MB930T, MB9500, MB9501, MB9503, MB9510, MB9510R, MB9920, MB9920R, MGL40, MGL500, MLP140, MLP50, MLP60, MLP60E, MLP70, MLP80, MS1100, MS1100E, MS1100P, MS1100T, MS1300, MS1300E, MS1300P, MS1300T, MS351, MS353, MS400B, MS400E, MS400T, MS451, MS453, MS500B...(Other models you can see in the webshop)		


DIN 3017 - W4




1


GEV No.	520120	Ref. No.	502000800
description	hose clamp SS W4 ϕ 12-20mm width 9mm Qty 1 pcs DIN 3017		
For models:	MB235LI, MB240LI, MB510E, MB510ER, MB520, MB520K, MB530, MB530K, MB535, MB630, MB630PS, MB920E, MB920ER, MB9235, MB9240, MB930, MB930K, MB930PS, MB930T, MB9500, MB9501, MB9503, MB9510, MB9510R, MB9920, MB9920R, MGL40, MGL500, MLP140, MLP50, MLP56, MLP60, MLP60E, MLP70, MLP80, MS1100, MS1100E, MS1100P, MS1100T, MS1300, MS1300E, MS1300P, MS1300T, MS351, MS353, MS400B, MS400E, MS400T, MS451, MS453...(Other models you can see in the webshop)		



miscellaneous			
			
1			
GEV No.	504392	Ref. No.	502000400
description	hose clamp stainless steel ø 30-60mm width 9mm Qty 1 pcs		
For models:	MB9500, MB9501, MB9503, MGL500, MLP140, MLP50, MLP56, MLP60, MLP60E, MLP70, MLP80, MS351, MS353, MS400B, MS400E, MS400T, MS451, MS453, MS500B, MS500E, MS500T, MS800B, MS800E, MS800T, MS9400, MS9401, MS9403, MS9451, MS9453		

			
1			
GEV No.	504026	Ref. No.	80001079 80001083 80001251 80004579
description	hose clamp stainless steel ø 47-67mm width 12mm Qty 1 pcs		
For models:	GL220, GL250, MB235LI, MB240LI, MB510E, MB510ER, MB520, MB520K, MB530, MB530K, MB535, MB630, MB920E, MB920ER, MB930, MB930K, MGL40, MGL500, MLP140, MLP60, MLP60E, MLP70, MLP80, MS1100, MS1100E, MS1100P, MS1300, MS1300E, MS1300P, MS350, MS350PS, MS350TRI, MS351, MS353, MS400B, MS400E, MS400T, MS451, MS453, MS500B, MS500E, MS500PPB, MS500T, MS700, MS700E, MS900, MS900E		


pipe clamps			
			
1			
GEV No.	504128	Ref. No.	513091200 80002907
description	pipe clamp		
For models:	MS700, MS700E		

			
1			
GEV No.	504110	Ref. No.	513095500 513109100 80002457 80002909
description	pipe clamp ø 68/66mm SS		
For models:	GL220, GL250, MB510E, MB510ER, MB520, MB520K, MB530, MB530K, MB535, MB630, MB630PS, MB920E, MB920ER, MB930, MB930K, MB930PS, MB930T, MGL40		

measuring equipment

thermometers


built-in thermometers

			
1			
GEV No.	541086	Ref. No.	500002500 80001409
description	thermometer mounting measurements 58x25.5mm 0 up to +120°C capillary pipe 2000mm probe ø 6mm probe L 23mm		
For models:	MLP55, MLP60E, MLP80, MS1100, MS1100E, MS1100P, MS1100T, MS1300, MS1300E, MS1300P, MS1300T, MS900, MS900E, MS900T		

fastening material

screws

side bolts

			
1			
GEV No.	560289	Ref. No.	502016000
description	side bolts thread M6 L 12mm SS Qty 1 pcs intake Phillips head ø 12.6mm		
For models:	MS1100E, MS1100P, MS1100T, MS1300E, MS1300P, MS1300T, MS900E, MS900T, MS905		

knurled screws

			
1			
GEV No.	504228	Ref. No.	513149900
description	Thumb screw thread M6 thread L 13mm ø 24mm H 4mm SS		
For models:	MB235LI, MB240LI, MB510E, MB510ER, MB520, MB520K, MB530, MB530K, MB535, MB630, MB630PS, MB920E, MB920ER, MB930, MB930K, MB930PS, MB930T, MGL40, MLP50, MS1100, MS1100E, MS1300, MS1300E, MS900, MS900E, MS905		

nuts

hexagonal nuts

hexagonal nuts metric (without norm)



GEV No.	504208	Ref. No.	502004000 80004345
description	nut thread M10		
For models:	GL220, GL250, MB520, MB520K, MB530, MB530K, MB535, MB630, MB930, MB930K, MB930T, MGL500, MLP140, MLP50, MLP60, MLP60E, MLP70, MLP80, MS1100, MS1100E, MS1100P, MS1300, MS1300E, MS1300P, MS351, MS353, MS400B, MS400E, MS400T, MS451, MS453, MS500B, MS500E, MS500PPB, MS500T, MS800B, MS800E, MS800T, MS900, MS900E, MS905		

hexagonal nuts inch thread



GEV No.	504134	Ref. No.	513134600 80002939
description	nut thread 1¼"		
For models:	MGL40		



GEV No.	503042	Ref. No.	513000400 80001165
description	nut thread 3/8" H 6mm brass WS 22 Qty 1 pcs		
For models:	GL220, MB235LI, MB240LI, MB510E, MB510ER, MB520, MB520K, MB530, MB530K, MB535, MB920E, MB920ER, MGL40, MS1100, MS1300, MS350, MS350PS, MS350TRI, MS400T, MS450, MS450E, MS450PS, MS500PPB, MS500T, MS700, MS700E, MS900		

fasteners

clamps

hose clamps

DIN 3017 - W2



GEV No.	520110	Ref. No.	502000200
description	hose clamp ø 8-12mm width 9mm Qty 10 pcs DIN 3017		
For models:	MB235LI, MB240LI, MB510E, MB510ER, MB520, MB520K, MB530, MB530K, MB535, MB630, MB630PS, MB920E, MB920ER, MB9235, MB9240, MB930, MB930K, MB930PS, MB930T, MB9500, MB9501, MB9503, MB9510, MB9510R, MB9920, MB9920R, MGL40, MGL500, MLP140, MLP50, MLP60, MLP60E, MLP70, MLP80, MS1100, MS1100E, MS1100P, MS1300, MS1300E, MS1300P, MS1300T, MS351, MS353, MS400B, MS400E, MS400T, MS451, MS453, MS500B...(Other models you can see in the webshop)		

DIN 3017 - W4



GEV No.	520120	Ref. No.	502000800
description	hose clamp SS W4 ø 12-20mm width 9mm Qty 1 pcs DIN 3017		
For models:	MB235LI, MB240LI, MB510E, MB510ER, MB520, MB520K, MB530, MB530K, MB535, MB630, MB630PS, MB920E, MB920ER, MB9235, MB9240, MB930, MB930K, MB930PS, MB930T, MB9500, MB9501, MB9503, MB9510, MB9510R, MB9920, MB9920R, MGL40, MGL500, MLP140, MLP50, MLP60, MLP60E, MLP70, MLP80, MS1100, MS1100E, MS1100P, MS1300, MS1300E, MS1300P, MS1300T, MS351, MS353, MS400B, MS400E, MS400T, MS451, MS453...(Other models you can see in the webshop)		

miscellaneous



GEV No.	504392	Ref. No.	502000400
description	hose clamp stainless steel ø 30-60mm width 9mm Qty 1 pcs		
For models:	MB9500, MB9501, MB9503, MGL500, MLP140, MLP50, MLP56, MLP60, MLP60E, MLP70, MLP80, MS351, MS353, MS400B, MS400E, MS400T, MS451, MS453, MS500B, MS500E, MS500T, MS800B, MS800E, MS800T, MS9400, MS9401, MS9403, MS9451, MS9453		




GEV No.	504026	Ref. No.	80001079 80001083 80001251 80004579
description	hose clamp stainless steel ø 47-67mm width 12mm Qty 1 pcs		
For models:	GL220, GL250, MB235LI, MB240LI, MB510E, MB510ER, MB520, MB520K, MB530, MB530K, MB535, MB630, MB920E, MB920ER, MB930, MB930K, MGL40, MGL500, MLP140, MLP60, MLP60E, MLP70, MLP80, MS1100, MS1100E, MS1100P, MS1300, MS1300E, MS1300P, MS350, MS350PS, MS350TRI, MS351, MS353, MS400B, MS400E, MS400T, MS451, MS453, MS500B, MS500E, MS500PPB, MS500T, MS700, MS700E, MS900, MS900E		

pipe clamps



GEV No.	504128	Ref. No.	513091200 80002907
description	pipe clamp		
For models:	MS700, MS700E		





1

GEV No.	504110	Ref. No.	513095500 513109100 80002457 80002909
description	pipe clamp ø 68/66mm SS		
For models:	GL220, GL250, MB510E, MB510ER, MB520, MB520K, MB530, MB530K, MB535, MB630, MB630PS, MB920E, MB920ER, MB930, MB930K, MB930PS, MB930T, MGL40		

retaining rings

DIN 7993



1


GEV No.	523029	Ref. No.	512053100 80004563
description	retaining ring shaft ø 47mm DIN 7993 thickness 3mm		
For models:	MB630, MB630PS, MB9235, MB9240, MB930, MB930K, MB930PS, MB930T, MB9500, MB9501, MB9503, MB9510, MB9510R, MB9920, MB9920R, MGL500, MLP50, MLP56, MS1100E, MS1100T, MS1300E, MS1300T, MS351, MS353, MS400B, MS400E, MS400T, MS451, MS453, MS500B, MS500E, MS500PPB, MS500T, MS800B, MS800E, MS800T, MS900E, MS900T, MS905, MS9400, MS9401, MS9403, MS9451, MS9453		

roll pins



1

GEV No.	691637	Ref. No.	502001800
description	roll pin ø 3mm L 20mm		
For models:	MB520, MB520K, MB530, MB530K, MB535, MB630, MB630PS, MB9235, MB9240, MB930, MB930K, MB930PS, MB930T, MB9500, MB9501, MB9503, MB9510, MB9510R, MB9920, MB9920R, MGL40, MGL500, MLP140, MLP50, MLP56, MLP60, MLP60E, MLP70, MLP80, MS351, MS353, MS400B, MS400E, MS400T, MS451, MS453, MS500B, MS500E, MS500T, MS800B, MS800E, MS800T, MS9400, MS9401, MS9403, MS9451, MS9453		




1

GEV No.	504003	Ref. No.	502009300 80001017
description	roll pin ø 3mm L 24mm		
For models:	GL220, GL250, MB235LI, MB240LI, MB510E, MB510ER, MB520, MB520K, MB530, MB530K, MB535, MB630, MB920E, MB920ER, MB930, MB930K, MB930T, MGL40, MGL500, MLP140, MLP50, MLP60, MLP60E, MLP70, MLP80, MS350, MS350PS, MS350TRI, MS351, MS353, MS400B, MS400E, MS400T, MS450, MS450E, MS450PS, MS451, MS453, MS500B, MS500E, MS500PPB, MS500T, MS700, MS700E, MS800B, MS800E, MS800T		

consumables


fuses

fine fuses




1

GEV No.	358678	Ref. No.	500087200
description	fine fuse size ø5x20mm 8A fast-acting rated 250V Qty 10 pcs		
For models:	MB9500, MB9501, MB9503, MLP50, MLP56, MS9400, MS9401, MS9403, MS9451, MS9453		



1

GEV No.	358690	Ref. No.	500014700 80002983
description	fine fuse size ø5x20mm 1A medium lag rated 250V Qty 10 pcs		
For models:	MGL40, MGL500, MLP140, MLP60, MLP60E, MLP70, MLP80, MS1100T, MS1300T, MS400T, MS500T, MS800T, MS900T		



1

GEV No.	358697	Ref. No.	500014900 80002985
description	fine fuse size ø5x20mm 6.3A medium lag rated 250V Qty 10 pcs		
For models:	MB630, MB630PS, MB9235, MB9240, MB930, MB930K, MB930PS, MB930T, MB9510, MB9510R, MB9920, MB9920R, MGL40, MLP140, MLP60, MLP70, MLP80		

fine fuse holders



1

GEV No.	504214	Ref. No.	80004019
description	fuse holder		
For models:	MLP140, MLP60, MLP60E, MLP70, MLP80		

B			
ball valves	66		
bi-metal thermostats	5, 5		
booster pumps I	27		
booster pumps II	29		
C			
cables	30		
clamps	66, 68		
condensators & interference suppression filters	29		
connection fittings	66		
consumables	69		
contactors	11		
control thermostats	5, 6		
D			
door seals for dishwashers	57		
dosing pumps	58		
double nipples	65		
drain hoses	62		
drain pumps	28		
E			
electric accessories	30		
electrodes	19		
electronic controllers	12		
F			
fasteners	68		
fastening material	67		
filters	29		
fine fuses	69		
fittings	65		
float switches	8		
formed hoses	63		
fuses	30, 69		
G			
gaskets for wash arm support	57		
grates	55		
H			
heating elements	3		
hexagonal nuts	68		
hose clamps	66, 68		
hose connectors	65, 65		
hoses	62		
I			
immersion heating elements	3		
indicator lights	9		
indicator lights (complete)	9		
industrial hoses		63	
K			
knurled screws		67	
L			
lamps		9	
M			
magnetic switches		8	
measuring equipment		67	
motors		19	
N			
non-return valves		66	
nuts		68	
O			
operating capacitors		29	
O-rings		56	
P			
pipe clamps		67, 68	
plug-in gaskets		55	
plunger sockets		6	
position switches		8	
pressure control hoses		63	
pressure switches		18	
probes		12	
programme timers		9	
pumps		19	
pumps for ice machines		29	
push/momentary push switches		7	
PVC hoses		63	
PVC supply hoses		62	
R			
refrigeration gaskets		55	
refrigeration thermostats		6	
relays		11	
retaining rings		69	
ribbon cables		30	
roll pins		69	
S			
safety bi-metal thermostats		5	
safety thermostats		6	
screw pipe fittings		66	
screws		67	
sealing washers		56	
shelves and shelf rails		55	
side bolts		67	
solenoid valves		14	

supply hoses	62
switches and momentary switches	7

T

tank inlets	62
temperature probes	12
terminals	30
thermostats	5
timers	9
touch sensitive light switches	8
T-pieces	66

U

universal probes	12
------------------	----

V

valves and tank inlets	66
------------------------	----

W

wash and rinse pumps	19
water cycle components	66