



GAS COMPONENTS



ELECTRIC COMPONENTS



WATER TECHNOLOGY



MECHANICAL COMPONENTS



TOOLS

Spare parts suitable for

MARCO

Find the complete and up-to-date range of products in our GEV Webshop



Manufacturer catalogue

The most important spare parts and accessories arranged clearly for every manufacturer

- ✓ Complete product range and all appliance data always up to date in the GEV Webshop
- ✓ Alphabetical Index at the end of the catalogue

GEV Webshop

www.gev-online.co.uk

www.gev-online.com



- 🔍 Add to Favourites
- 🔍 Sign In with email address and usual password
- 🔍 Easy-order – place several items in your basket at the same time
- 🔍 Quick Item search – no login needed



heating elements

heating elements for coffee machine

 <p>1</p>			
GEV No.	417494	Ref. No.	1500975
description	heating element 2800W 230V L 280mm W 102mm L1 45mm L2 35mm L3 200mm W1 14mm W2 74mm thread 1/4" mounting distance 94mm tube ø 8mm connection male faston 6.3mm heating circuits 1 immersion heater 2 hole fixing coffee machine		
For models:	Maxibrew-Twin, Qwikbrew, Qwikbrew-Twin		

 <p>1</p>			
GEV No.	417487	Ref. No.	1500925
description	hot plate 240V ø 130mm suitable for MARCO for FILTRO SIGDA24		
For models:	Filtro-Jug-Auto, Filtro-Jug-MF		

 <p>1</p>			
GEV No.	525476	Ref. No.	1500926
description	hot plate ø 130mm H 6mm black		
For models:	Filtro-Jug-Auto, Filtro-Jug-MF		


 <p>1</p>			
GEV No.	417488	Ref. No.	1500927
description	PTC element 240V ø 95mm H 8mm suitable for MARCO FILTRO SIGDA24		
For models:	Filtro-Jug-Auto, Filtro-Jug-MF		

flow heaters

 <p>1</p>			
GEV No.	417489	Ref. No.	1501058
description	flow heater 2100W 230V ø 69mm L 122mm with safety thermostat coffee machine suitable for MARCO		
For models:	Filtro-Jug-Auto, Filtro-Jug-MF		


thermostats

bi-metal thermostats

 <p>1</p>			
GEV No.	381489	Ref. No.	1502087
description	bi-metal thermostat hole distance 23mm switch-off temp. 220°C temperature controller 1-pole 16A 250V connection F6.3x0.8 screw		
For models:	Ecoboiler-PB10, Ecoboiler-PB5, Ecoboiler-T10, Ecoboiler-T20, Ecoboiler-T5, Ecoboiler-UC10, Ecoboiler-UC4, Ecoboiler-UC45		

switches and momentary switches

rocker/momentary rocker switches

<p>30x11mm</p>  <p>1</p>			
GEV No.	347350	Ref. No.	1501693
description	rocker switch mounting measurements 30x11mm black 1CO 250V 16A I O connection male faston 6.3mm ambient temperature max. 90°C protection IP40		



lamps

fluorescent lamps

fluorescent lamps

G23



1

GEV No.	357024	Ref. No.	1501213
description	fluorescent lamp socket G23 L 108mm 5W 230V		
For models:	Maxibrew-Twin, Qwikbrew		

accessories

sockets



1

GEV No.	357025	Ref. No.	1501212
description	socket socket G23 for fluorescent lamps		
For models:	Maxibrew-Twin, Qwikbrew		

ballasts



1

GEV No.	402770	Ref. No.	1501211
description	electrical ballast 5, 7, 9, 11W 230V for fluorescent lamps		
For models:	Maxibrew-Twin, Qwikbrew		

probes

producer-specific probes

probes



1

GEV No.	379506	Ref. No.	1600691
description	probe NTC 100kOhm cable PTFE probe -40 up to +125°C cable -40 up to +250°C connection coded plug thread probe ø2.7x10mm cable length 0.4m		
For models:	Aquarius-15, Aquarius-30, Comet, Eco boiler-PB10, Eco boiler-PB5, Eco boiler-T10, Eco boiler-T20, Eco boiler-T5, Eco boiler-WMT5, EZT-105, EZT-400, EZT-700, Filtro-Shuttle, Libra-5, Maxibrew-Twin, Oceanic, Qwikbrew, Qwikbrew-Twin		


electronics

PCBs



1

GEV No.	402767	Ref. No.	1600324
description	keypad PCB coffee machine Maxibrew 2, Quickbrew 2 suitable for MARCO edition 2002 buttons 4		
For models:	Maxibrew-Twin, Qwikbrew, Qwikbrew-Twin		



1

GEV No.	402761	Ref. No.	1600341 1600346 (old version)
description	PCB control for MARCO for FILTRO		
For models:	Filtro-Jug-MF		



1

GEV No.	403615	Ref. No.	1600346
description	PCB control L 76mm W 111mm for MARCO		




1

GEV No.	402765	Ref. No.	1600326
description	PCB edition 2004 for MARCO for Maxibrew 2, Quickbrew 2 for model TWIN		
For models:	Filtro-Shuttle, Maxibrew-Twin, Qwikbrew, Qwikbrew-Twin		




1

GEV No.	402762	Ref. No.	1600342
description	PCB for display for MARCO for FILTRO		
For models:	Filtro-Jug-MF		


1

GEV No.	402766	Ref. No.	1600319
description	PCB for pump control for MARCO for Maxibrew 2 for model TWIN		
For models:	Maxibrew-Twin		



1

GEV No.	402768	Ref. No.	1600323
description	PCB timer edition 200312 with cable for MARCO for Maxibrew 2, Quickbrew 2		
For models:	Filtro-Shuttle, Maxibrew-Twin, Qwikbrew, Qwikbrew-Twin		




1

GEV No.	402763	Ref. No.	1600317
description	relay PCB for MARCO		
For models:	Aquarius-15, Aquarius-30, Comet, EZT-700, Maxibrew-Twin, Qwikbrew-Twin		

keypads

front foils



1


GEV No.	402772	Ref. No.	1900710
description	front foil suitable for MARCO for Quickbrew 2		
For models:	Qwikbrew		

solenoïd valves

solenoïd valves (water)


ROBERTSHAW/INVENSYS

medium temperature: 90°C 90°C 60°C
 ambient temperature: 60°C 25°C 60°C
 duty cycle: 40% 100% 100%



1


GEV No.	373005	Ref. No.	1502190 1502192
description	solenoïd valve with non-return valve single 200-240VAC inlet 3/4" outlet 13.5mm DN10 EATON (INVENSYS) flow regulating valve outlet white		
For models:	Aquarius-15, Aquarius-30, Comet, Eco boiler-PB10, Eco boiler-PB5, Eco boiler-T10, Eco boiler-T20, Eco boiler-T5, Eco boiler-UC10, Eco boiler-UC4, Eco boiler-UC45, Eco boiler-WMT5, EZT-400, EZT-700, Filtro-Shuttle, Libra-5, Qwikbrew		



1


GEV No.	373006	Ref. No.	1502170
description	solenoïd valve with non-return valve angled 230VAC inlet 3/4" outlet 14.5mm DN10 EATON (INVENSYS)		
For models:	EZT-105, Filtro-Jug-Auto, Filtro-Jug-MF, Maxibrew-Twin, Oceanic, Qwikbrew, Qwikbrew-Twin		

electrodes




1

GEV No.	402777	Ref. No.	2301304
description	level electrode 1/4" total length 140mm probe L 127mm insulated probe lengthmm connection M4 suitable for MARCO		
For models:	Qwikbrew-Twin		




1

GEV No.	402778	Ref. No.	2301310
description	level electrode total length 180mm suitable for MARCO for Quickbrew 2		
For models:	Qwikbrew		


1

GEV No.	402779	Ref. No.	2301325
description	level electrode total length 190mm suitable for MARCO for Maxibrew 2		
For models:	Maxibrew-Twin		




1

GEV No.	402780	Ref. No.	2301326
description	level electrode total length 210mm suitable for MARCO for Quickbrew 2		
For models:	Qwikbrew-Twin		




1

GEV No.	402781	Ref. No.	2301320
description	level electrode total length 245mm suitable for MARCO for Quickbrew 2		
For models:	Qwikbrew		



1

GEV No.	402782	Ref. No.	2301330
description	level electrode total length 290mm suitable for MARCO for Maxibrew 2		
For models:	Filtro-Shuttle, Maxibrew-Twin		



1

GEV No.	402776	Ref. No.	2301300
description	level electrode total length 40mm probe L 25mm suitable for MARCO for Maxibrew 2, Quickbrew 2		
For models:	Maxibrew-Twin, Qwikbrew, Qwikbrew-Twin		

pumps


miscellaneous

pumps



1

GEV No.	501381	Ref. No.	1501540
description	pump 33W 230V 60Hz inlet ø 14mm outlet ø 14mm L 130mm		
For models:	Maxibrew-Twin, Oceanic, Qwikbrew, Qwikbrew-Twin		



1

GEV No.	531028	Ref. No.	1501535
description	pump for air connection UK		
For models:	Maxibrew-Twin		



gas valves and ignition boxes




gas control valves

ROBERTSHAW

gas controlled valves



1

GEV No.	106126	Ref. No.	230850
description	gas valve supply Operator gas inlet 1/4" CCT outlet 1/4" CCT gas inlet 1/2" NPT gas outlet 1/2" NPT thermocouple connection 11/32" pilot connection 1/4" CCT type 7000BGOR pressure controller natural gas 5.2" W.C. suitable for ROBERTSHAW		
For models:	ManualFill-90L-GAS, ManualFill-90L-LPG		
spare parts for	106126		
	GEV No.	101042	Ref. No. —
	magnet unit T1: 3/8" NEF suitable for ROBERTSHAW for gas operator		
	GEV No.	106109	Ref. No. —
	locking screw thread 7/16"-24 UNS for pipe ø 1/4" L 16mm brass Qty 1 pcs WS 7/16" (11.113mm) hole ø 6.4mm		
	GEV No.	580033	Ref. No. —
	knob suitable for ROBERTSHAW		

ignition parts

thermocouples

thermocouple sets universal



1

GEV No.	102284	Ref. No.	460850
description	thermocouple set 8-piece L 900mm		
For models:	ManualFill-90L-GAS, ManualFill-90L-LPG		

equipment-specific units

for pour machines

coffee pots



1

GEV No.	960016	Ref. No.	1700170
description	coffee pot 1.8l glas suitable for MARCO		
For models:	Filtro-Jug-Auto, Filtro-Jug-MF		

coffee filters

paper filters

basket filters



1

GEV No.	960015	Ref. No.	8000200
description	paper filter for coffee makers D1 ø 110mm D2 ø 250mm Qty 1000 pcs		
For models:	Filtro-Jug-MF		



1

GEV No.	960106	Ref. No.	8000150
description	paper filter for coffee makers D1 ø 150mm D2 ø 350mm Qty 500 pcs		
For models:	Qwikbrew		

filter pans

filter pans

MARCO



1

GEV No.	525475	Ref. No.	2300072
description	filter pan plastic int. \varnothing 1 154mm H 103mm filter no. 960015 suitable for MARCO		
For models:	Filtro-Jug-Auto, Filtro-Jug-MF		



1

GEV No.	525479	Ref. No.	2300085
description	filter pan stainless steel ED \varnothing 277mm int. \varnothing 1 218mm int. \varnothing 2 155mm H 140mm filter no. 960106 suitable for MARCO		
For models:	Qwikbrew, Qwikbrew-Twin		



1

GEV No.	525480	Ref. No.	2300075 2300076
description	filter pan stainless steel ED \varnothing 320mm int. \varnothing 1 268mm int. \varnothing 2 190mm H 155mm filter no. 960106 suitable for MARCO		
For models:	Maxibrew-Twin		

drain taps

drain taps



1

GEV No.	525481	Ref. No.	2100275 2100279
description	outlet tap hot water tube \varnothing mm pipe lengthmm thread M26x1.75 black/chrome suitable for MARCO		
For models:	Aquarius-15, Aquarius-30, Comet, Eco boiler-T10, Eco boiler-T20, Eco boiler-T5, Eco boiler-WMT5, EZT-105, EZT-400, EZT-700, Maxibrew-Twin, Qwikbrew, Qwikbrew-Twin		



1

GEV No.	525489	Ref. No.	2100290 2100295
description	tap coffee tube \varnothing mm pipe lengthmm thread 3/4" black/chrome suitable for MARCO		
For models:	Maxibrew-Twin, Qwikbrew, Qwikbrew-Twin		

components



1

GEV No.	525482	Ref. No.	2100185
description	outlet tap tap head coffee suitable for MARCO		
For models:	Maxibrew-Twin, Qwikbrew-Twin		



1

GEV No.	525882	Ref. No.	2100155
description	tap hot water \varnothing 42mm thread M33 suitable for MARCO for Maxibrew 2, Quickbrew 2		
For models:	Aquarius-15, Aquarius-30, Comet, Eco boiler-T10, Eco boiler-T20, Eco boiler-T5, EZT-105, EZT-400, EZT-700, Maxibrew-Twin, Qwikbrew-Twin		
accessories for	525882		



GEV No.	527024	Ref. No.	—
gasket connection 1/2" for outlet tap			

brew units

spray heads



1

GEV No.	531084	Ref. No.	1402550
description	spray head		
For models:	Qwikbrew, Qwikbrew-Twin		



1

GEV No.	525477	Ref. No.	1801196 1801196+1801197
description	spray head ø 105mm hose ø 14mm suitable for MARCO FILTRO		
For models:	Filtro-Jug-Auto, Filtro-Jug-MF		




1

GEV No.	525880	Ref. No.	1801195
description	spray head ø 57mm hose ø 9mm suitable for MARCO Quickbrew 2		
For models:	Qwikbrew		


liquid level pipes

liquid level pipes




1


GEV No.	525881	Ref. No.	1700260
description	water level tube ED ø 12mm ID ø 9mm H 172mm		
For models:	Qwikbrew, Qwikbrew-Twin		



1

GEV No.	525418	Ref. No.	1700250
description	water level tube ED ø 12mm ID ø 9mm H 244mm		
For models:	Maxibrew-Twin		
accessories for	525418		
	GEV No.	525269	Ref. No.
			—
	end cap for water level tube ø 9mm H 15mm		

miscellaneous



1


GEV No.	525883	Ref. No.	1400550
description	clip for tap suitable for MARCO		
For models:	Aquarius-15, Aquarius-30, Comet, Ecoboiler-T10, Ecoboiler-T20, Ecoboiler-T5, Ecoboiler-WMT5, EZT-105, EZT-400, EZT-700, Maxibrew-Twin, Qwikbrew, Qwikbrew-Twin		



1

GEV No.	525486	Ref. No.	1801560
description	rosette suitable for MARCO for Maxibrew 2, Quickbrew 2		
For models:	Maxibrew-Twin, Qwikbrew-Twin		

screw connections



1

GEV No.	520490	Ref. No.	1401170
description	union nut thread 1/2" H 13.5mm WS 28.5 chrome-plated brass Qty 1 pcs ID ø 21.5mm		
For models:	Aquarius-15, Aquarius-30, Comet, Ecoboiler-T10, Ecoboiler-T20, Ecoboiler-T5, Ecoboiler-WMT5, EZT-105, EZT-400, EZT-700, Maxibrew-Twin, Qwikbrew, Qwikbrew-Twin		

equipment feet and end caps

bolting feet



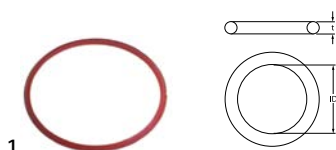
1

GEV No.	700970	Ref. No.	1800190 1800191
description	equipment foot ϕ 18.5/22.5mm H 33mm bore ϕ 4mm Qty 1 pcs		
For models:	EZT-400, EZT-700, Qwikbrew		

gaskets

O-rings

silicone



1

GEV No.	532595	Ref. No.	1800770
description	O-ring silicone thickness 5.34mm ID ϕ 101mm Qty 1 pcs		
For models:	Ecoboiler-WMT5, Filtro-Shuttle, Maxibrew-Twin, Qwikbrew, Qwikbrew-Twin		

sealing washers

copper gaskets

DIN-7603-C



1

GEV No.	529360	Ref. No.	1402370
description	gasket copper ED ϕ 26.1mm ID ϕ 21mm thickness 2.1mm for thread 1/2"		
For models:	Qwikbrew		



hoses

supply hoses

PVC supply hoses



1

GEV No.	520010	Ref. No.	1800690	
description	supply hose PVC straight-curved DN13 connections 3/4" L 1500mm operating p. 10bar burst p. 32bar t.max. 90°C blue approval VDE flat seal			
For models:	Aquarius-15, Aquarius-30, Ecoboiler-PB10, Ecoboiler-PB5, Ecoboiler-T10, Ecoboiler-T20, Ecoboiler-T5, EZT-105, EZT-400, EZT-700, Filtro-Jug-Auto, Filtro-Jug-MF, Filtro-Shuttle, Libra-5, Maxibrew-Twin, Mini1, Oceanic, Qwikbrew, Qwikbrew-Twin			
accessories for	520010			
	GEV No.	520053	Ref. No.	—
	screen connection 3/4" D1 ϕ 26mm D2 ϕ 15mm Qty 10 pcs rubber thickness 8mm			
	GEV No.	520054	Ref. No.	—
	flat gasket rubber ED ϕ 23.5mm ID ϕ 14mm thickness 2.3mm Qty 10 pcs			

valves and tank inlets

ball valves

universal

mini ball valves




1

GEV No.	520724	Ref. No.	2100100
description	ball valve connection 1/2" IT - 1/2" ET DN10 total length 45mm chrome-plated brass		
For models:	Qwikbrew		



water softeners

descaling systems

			
1			
GEV No.	530098	Ref. No.	8000270
description	descaling agent ScaleKleen 200g bag		
For models:	Filtro-Jug-MF		


tools

cleaning tools

brushes

pipe brushes

nylon


			
1			
GEV No.	960080	Ref. No.	1700000
description	brush nylon ø 15mm total length 450mm brush length 100mm level glass		
For models:	Qwikbrew		

fastening material

nuts

hexagonal nuts


hexagonal nuts inch thread

			
1			
GEV No.	520491	Ref. No.	1400990
description	hexagonal nut thread 1/2" H 6.5mm WS 26 brass Qty 1 pcs		
For models:	Qwikbrew		

consumables

cleaning agents

descalers

			
1			
GEV No.	530098	Ref. No.	8000270
description	descaling agent ScaleKleen 200g bag		
For models:	Filtro-Jug-MF		

coffee filters

basket filters

paper filters

			
1			
GEV No.	960015	Ref. No.	8000200
description	paper filter for coffee makers D1 ø 110mm D2 ø 250mm Qty 1000 pcs		
For models:	Filtro-Jug-MF		

			
1			
GEV No.	960106	Ref. No.	8000150
description	paper filter for coffee makers D1 ø 150mm D2 ø 350mm Qty 500 pcs		
For models:	Qwikbrew		

B		S	
ball valves	10	sealing washers	10
ballasts	4	solenoid valves	5
bi-metal thermostats	3, 3	supply hoses	10
brushes	11	switches and momentary switches	3
C		T	
cleaning agents	11	thermocouples	7
cleaning tools	11	thermostats	3
coffee filters	11	tools	11
consumables	11	V	
D		valves and tank inlets	10
descalers	11	W	
descaling systems	11	water softeners	11
E			
electrodes	5		
F			
fastening material	11		
flow heaters	3		
fluorescent lamps	4, 4		
G			
gas control valves	7		
H			
heating elements	3		
heating elements for coffee machine	3		
hexagonal nuts	11		
hoses	10		
L			
lamps	4		
N			
nuts	11		
O			
O-rings	10		
P			
pipe brushes	11		
probes	4		
pumps	6		
PVC supply hoses	10		
R			
rocker/momentary rocker switches	3		