



**GAS COMPONENTS**



**ELECTRIC COMPONENTS**



**WATER TECHNOLOGY**



**MECHANICAL COMPONENTS**



**TOOLS**

Spare parts suitable for

**MIGEL**

Find the complete and up-to-date range of products in our GEV Webshop



# Manufacturer catalogue

The most important spare parts and accessories arranged clearly for every manufacturer

- ✓ Complete product range and all appliance data always up to date in the GEV Webshop
- ✓ Alphabetical Index at the end of the catalogue

## GEV Webshop

[www.gev-online.co.uk](http://www.gev-online.co.uk)

[www.gev-online.com](http://www.gev-online.com)



- 🔍 Add to Favourites
- 🔍 Sign In with email address and usual password
- 🔍 Easy-order – place several items in your basket at the same time
- 🔍 Quick Item search – no login needed



## thermostats

### bi-metal thermostats

#### safety bi-metal thermostats



<b>GEV No.</b>	390959	<b>Ref. No.</b>	1LT021 2LT135
<b>description</b>	bi-metal safety thermostat switch-off temp. 60°C 1-pole connection F6.3		
<b>For models:</b>	KF165, KF35, KF75, KL101, KL18, KL21, KL31, KL41, KL51, KL71, KP30, KP40, KP50, KP60, KP70, KP90		

### refrigeration thermostats

#### RANCO

##### K22 series

RANCO



<b>GEV No.</b>	390207	<b>Ref. No.</b>	1LT018 1LT020
<b>description</b>	thermostat RANCO type K22L2030 probe ø 2mm probe Lmm capillary pipe 2000mm temperature range -13 up to -4°C		
<b>For models:</b>	KF165, KF35, KF75, KL101, KL18, KL21, KL31, KL41, KL51, KL71, KP30, KP40, KP50, KP60, KP70, KP90		

RANCO



<b>GEV No.</b>	390961	<b>Ref. No.</b>	1LT112
<b>description</b>	thermostat RANCO type K22L2082 probe ø 2mm probe Lmm capillary pipe 2000mm for ice maker		

##### K55 series

RANCO



<b>GEV No.</b>	390210	<b>Ref. No.</b>	N/A
<b>description</b>	thermostat RANCO type K55L1042 capillary pipe 1100mm temperature range +1.7 up to +9.5°C probe ø10x110mm		

##### K59 series

RANCO



<b>GEV No.</b>	390960	<b>Ref. No.</b>	1LT019
<b>description</b>	thermostat RANCO type K59L1045 probe ø 2mm probe Lmm capillary pipe 2000mm icemaker		
<b>For models:</b>	KF165, KF35, KF75		

## switches and momentary switches

### float switches



<b>GEV No.</b>	403479	<b>Ref. No.</b>	2SL001
<b>description</b>	float switch 1CO 250V 4A F6.3		
<b>For models:</b>	KP30, KP40, KP50, KP60, KP70, KP90		

### touch sensitive light switches



<b>GEV No.</b>	403481	<b>Ref. No.</b>	1LT066
<b>description</b>	light barrier receiver for ice maker		
<b>For models:</b>	KF1000, KF250, KF2500, KF500		



<b>GEV No.</b>	403480	<b>Ref. No.</b>	1LT065
<b>description</b>	light barrier transmitter for ice maker		
<b>For models:</b>	KF1000, KF250, KF2500, KF500		




## timers

## programme timers



1

<b>GEV No.</b>	360051	<b>Ref. No.</b>	1LT017 (old version)
<b>description</b>	timer FIBER P36 engines 1 chambers 2 operation time 15min 230V shaft ømm shaft Lmm manif. no. P365JR2J717 motor type M51B-J0R6400		
<b>spare parts for</b>	360051		
	<b>GEV No.</b>	360673	<b>Ref. No.</b> —
	motor kit pinion ø 6.8mm teeth 15 230V voltage AC 50/60Hz turn direction clockwise motor ø 48mm H 18.5mm motor type UDS-40NE1RNZ165 cable length 150mm with holder		

## relays

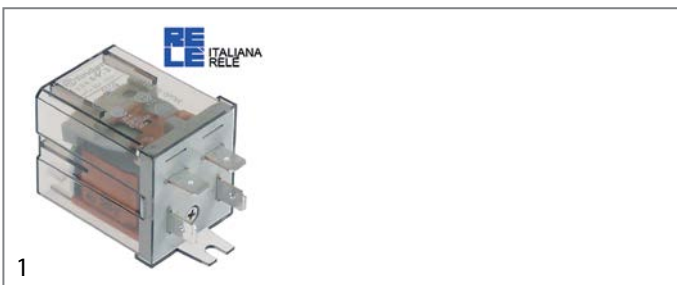
## power relays

## with bracket mounting



1

<b>GEV No.</b>	380312	<b>Ref. No.</b>	1LT080
<b>description</b>	power relays FINDER 230VAC 10A 3CO connection male faston 4.8mm bracket mounting dimensions 52x32.2x36.5mm manif. no. 60.63.8.230.0000		
<b>For models:</b>	KP30, KP40, KP50, KP60, KP70, KP90		




1

<b>GEV No.</b>	380185	<b>Ref. No.</b>	1LT028
<b>description</b>	power relays Italiana Relè 230VAC 30A 1NO connection F6.3 bracket mounting dimensions 36.5x32.2x51.8mm manif. no. A10-230AC-FA		
<b>For models:</b>	KF165, KF35, KF75		

## probes


## producer-specific probes

## probes

			
1			
<b>GEV No.</b>	377000	<b>Ref. No.</b>	1LT067
<b>description</b>	probe PTC 1kOhm cable silicone probe -50 up to +150°C cable -50 up to +180°C connection 2-wire thread probe ø6x50mm cable length 1.2m		
<b>For models:</b>	KF1000, KF250, KF2500, KF500		


## electronics


## PCBs

			
1			
<b>GEV No.</b>	360678	<b>Ref. No.</b>	1LT199
<b>description</b>	timer PCB MIGEL		

## solenoid valves

## solenoid valves (water)

<b>ELBI</b>			
			
1			
<b>GEV No.</b>	373013	<b>Ref. No.</b>	2DR064
<b>description</b>	solenoid valve single 230VAC inlet 3/4" outlet 11.5mm input/min output 2.5l/min DN10		
<b>For models:</b>	KL101, KL71, KP30, KP40, KP50, KP60, KP70, KP90		

			
1			
<b>GEV No.</b>	370431	<b>Ref. No.</b>	2DR028
<b>description</b>	solenoid valve single straight 230VAC inlet 3/4" outlet 11.5mm input/min output 2l/min DN10 t.max. 90°C ELBI plastic		



ELTEK



1

<b>GEV No.</b>	370780	<b>Ref. No.</b>	2DR067
<b>description</b>	solenoid valve double straight 230VAC inlet 3/4 outlet 11.5mm input 7l/min output 1x1.2-1x2.5l/min DN10 ELTEK		
<b>For models:</b>	KL101, KL71, KP30, KP40, KP50, KP60, KP70, KP90		



1

<b>GEV No.</b>	370781	<b>Ref. No.</b>	2DR027
<b>description</b>	solenoid valve double straight 230VAC inlet 3/4 outlet 11.5mm input 7l/min output l/min DN10 ELTEK		
<b>For models:</b>	KL101, KL71		



1

<b>GEV No.</b>	370779	<b>Ref. No.</b>	2DR025
<b>description</b>	solenoid valve single straight 230VAC inlet 3/4 outlet 11.5mm input 7l/min output 1.2l/min DN10 ELTEK		
<b>For models:</b>	KF165, KF35, KF75, KL18, KL21, KL31, KL41, KL51		

RPE

solenoid valves with reducers

2-fold



1

<b>GEV No.</b>	370835	<b>Ref. No.</b>	2DR026
<b>description</b>	solenoid valve double straight 230VAC inlet 3/4 outlet 10.5mm input 7l/min output 2x1.2l/min DN10 t.max. 90°C RPE		
<b>For models:</b>	KL18, KL21, KL31, KL41, KL51		

solenoid valves (refrigeration)


PARKER

valves



1


<b>GEV No.</b>	370782	<b>Ref. No.</b>	1RF123
<b>description</b>	solenoid valve 230V connection 16mm soldering connection PARKER refrigeration straight		
<b>For models:</b>	KL101, KL31, KL41, KL51, KL71		

<b>spare parts for</b>	370782			
	<b>GEV No.</b>	371033	<b>Ref. No.</b>	—
	solenoid coil PARKER 230VAC 9VA coil type YB09 with cable seat ø 14mm			



1

<b>GEV No.</b>	370783	<b>Ref. No.</b>	1RF185
<b>description</b>	solenoid valve 230V connection 6mm soldering connection PARKER refrigeration angled		

<b>spare parts for</b>	370783			
	<b>GEV No.</b>	371033	<b>Ref. No.</b>	—
	solenoid coil PARKER 230VAC 9VA coil type YB09 with cable seat ø 14mm			



1

<b>GEV No.</b>	370784	<b>Ref. No.</b>	1RF112
<b>description</b>	solenoid valve 230V connection 6mm soldering connection PARKER refrigeration straight		

<b>For models:</b>	KL18, KL21		
--------------------	------------	--	--





## pressure switches

### for refrigeration

RANCO

DWFK series



1

<b>GEV No.</b>	542133	<b>Ref. No.</b>	1LT075 1LT136 ACB2UA574W
<b>description</b>	pressure control pressure range 9-10bar switching diff. 1bar type ACB-2UA574W		
<b>For models:</b>	KL18		



1

<b>GEV No.</b>	542132	<b>Ref. No.</b>	1LT093
<b>description</b>	pressure control vertical pressure range 17-19bar switching diff. 2bar type NSDHF10A39200 250V 6A		
<b>For models:</b>	KF165, KF250, KF35, KF500, KF75, KL101, KL21, KL31, KL41, KL51, KL71, KP30, KP40, KP50, KP60, KP70, KP90		

## fans

### refrigeration fans

refrigeration motors universal

miscellaneous



1

<b>GEV No.</b>	601524	<b>Ref. No.</b>	1LT094
<b>description</b>	fan motor 35W 230V 50/60Hz L3 153mm W 83mm cable length 1600mm 1300rpm with capacitor capacitor 2.5µF		

## motors

### gear motors

for ice-cube maker

for paddles



1

<b>GEV No.</b>	500407	<b>Ref. No.</b>	1LT078
<b>description</b>	gear motor LIP type 123MR 8W 220/240V voltage AC 50/60Hz 50rpm turn direction counterclockwise shaft ø 4mm shaft intake ø 6.2mm groove width 2.3mm shaft L 8mm shaft ø 4mm W 74mm		
<b>For models:</b>	KP30, KP40, KP50, KP60, KP70, KP90		

miscellaneous



1

<b>GEV No.</b>	601967	<b>Ref. No.</b>	1LT079
<b>description</b>	gear motor LIP type 123MR 11W 220/240V voltage AC 50/60Hz 1rpm shaft ø 7mm		
<b>For models:</b>	KP50, KP60, KP70, KP90		

## motors

for ice-cube maker

complete



1

<b>GEV No.</b>	601968	<b>Ref. No.</b>	1LT027
<b>description</b>	motor 184W 220/240V 50/60Hz 1 phase shaft ø 11mm 1300rpm type 11037703 L 185mm 1.5A 0.184kW		
<b>For models:</b>	KF165, KF250, KF35, KF75		



## pumps

### drain pumps

#### GRE



1

**GEV No.** 500039 **Ref. No.** 1DR062

**description** pump inlet ø 24mm outlet ø 24mm 190W 230V 50Hz GRE

### pumps for ice machines



1

**GEV No.** 499341 **Ref. No.** 2DR100 M01

**description** pump MIGEL 100W 230V 50Hz inlet ø 23mm outlet ø 25mm L 170mm rotation direction right ice maker

**For models:** KL18, KL21, KL31



1

**GEV No.** 499003 **Ref. No.** 1DR037 2DR093

**description** pump MIGEL type 100W 230V 50Hz inlet ø 25mm outlet ø 23mm L 170mm rotation direction right for ice maker

**For models:** KL101, KL21, KL31, KL41, KL51, KL71



1

**GEV No.** 501501 **Ref. No.** 2DR200

**description** pump MIGEL type M01 100W 230V 50Hz inlet ø 23mm outlet ø 25mm L 200mm

**For models:** KL101, KL41, KL51, KL71

## fuses

### overload switches



1

**GEV No.** 348037 **Ref. No.** 1LT030

**description** overload switch 1-pole drop-away current 1.5A rated 240V nominal 0.05-16A connection male faston 6.3mm with plunger ambient temperature max. °C


**For models:** KF35, KF75

## equipment-specific units

### for ice-cube maker

#### ice chutes

#### slide grates



1

**GEV No.** 694273 **Ref. No.** 1CD010

**description** slide grate for ice maker L 395mm W 235mm H 30mm

**For models:** KL41, KL51

#### spray systems

#### MIGEL

#### spray arms



1

**GEV No.** 698516 **Ref. No.** 2LV016

**description** spray arm L 250mm nozzles 6 mounting ø 17mm

**For models:** KL18, KL21



1

**GEV No.** 698517 **Ref. No.** 2LV018

**description** spray arm L 397mm nozzles 9 mounting ø 17mm

**For models:** KL41, KL51

## accessories



1

<b>GEV No.</b>	694506	<b>Ref. No.</b>	1CL042 1CL078
<b>description</b>	spray nozzle		
<b>For models:</b>	KL101, KL18, KL21, KL31, KL41, KL51, KL71		

## miscellaneous

## spray arms



1

<b>GEV No.</b>	694669	<b>Ref. No.</b>	2LV017
<b>description</b>	spray arm L 330mm nozzles 8		
<b>For models:</b>	KL31		

## pan mechanics

## sumps



1

<b>GEV No.</b>	696752	<b>Ref. No.</b>	2CL067
<b>description</b>	sump for ice maker L 200mm W 280mm H 75mm MIGEL		
<b>For models:</b>	KP50, KP60		

## transmission technology and ball bearings

## drive belts

## V-belts

## profile A/13



1

<b>GEV No.</b>	698519	<b>Ref. No.</b>	1TR036
<b>description</b>	V-belt belt width 13mm L 700mm H 8mm CODE A27 1/2 profile A/13		
<b>For models:</b>	KF165, KF500		



**B**

bi-metal thermostats 3

**D**

drain pumps 7

**F**

fans 6

float switches 3

fuses 7

**M**

motors 6

**P**

pressure switches 6

probes 4

programme timers 4

pumps 7

pumps for ice machines 7

**R**

refrigeration fans 6

refrigeration motors universal 6

refrigeration thermostats 3

relays 4

**S**

safety bi-metal thermostats 3

solenoid valves 4

switches and momentary switches 3

**T**

thermostats 3

timers 4

touch sensitive light switches 3